



Pushing Performance



People | Power | Partnership

HARTING Han[®] Hoods and Housings—PG entries

Contents

Page

Technical Characteristics		30.02
Size Han® 3 A	Standard Hoods/Housings	30.04
	Han® M	30.09
	Han® EMC	30.11
	Han® HPR.	30.13
Size Han® 10 A	Standard Hoods/Housings	30.14
	Han® EMC	30.16
Size Han® 16 A	Standard Hoods/Housings	30.17
	Han® EMC	30.19
Size Han® 32 A	Standard Hoods/Housings	30.20
Size Han® 6 B	Standard Hoods/Housings	30.24
	Han® M	30.29
	Han® EMC	30.31
	Han® EMC/B	30.32
	Han® HPR.	30.34
Size Han® 10 B	Standard Hoods/Housings	30.36
	Han-Drive®	30.42
	Han® M	30.47
	Han® EMC	30.49
	Han® EMC/B	30.50
	Han® HPR.	30.52
Size Han® 16 B	Standard Hoods/Housings	30.54
	Han® Easy Hood.	30.57
	Han® M	30.65
	Han® EMC	30.67
	Han® EMC/B	30.68
	Han® HPR.	30.69
Size Han® 24 B	Standard Hoods/Housings	30.72
	Han® Easy Hood.	30.76
	Han® M	30.83
	Han® EMC	30.85
	Han® EMC/B	30.86
	Han® HPR.	30.87
Size Han® 32 B	Standard Hoods/Housings	30.89
Size Han® 48 B	Standard Hoods/Housings	30.91

Han Hoods
Housings

Note: Han® hoods and housing with NPT-thread also available by HARTING Inc. of North America, USA

Han® 3 A Standard Hoods/Housings Metal hoods/housings for industrial applications

Material	zinc die-cast
Colour	RAL 7037 (grey)
Surface	powder-coated
Locking element	steel, zinc-plated
Lever type	lever, metal
Hoods/Housings seal	NBR
Limiting temperatures	-40 °C ... +125 °C
Flammability acc. to UL 94	V 0
Degree of protection acc. to DIN EN 60 529 for coupled connector	IP 44 IP 67 is achieved with seal screw 09 20 000 9918

Han-Drive® Housings for motor applications

Material	aluminium die-cast
Colour	non coloured / RAL 7037 (grey)
Surface	electrical conductive / powder-coated / unpainted
Locking element	Stainless steel
Lever type	Han-Easy Lock®
Hoods/Housings seal	NBR
Limiting temperatures	-40 °C ... +125 °C
Approval acc. to UL 50	NEMA Type 4/4X/12
Degree of protection acc. to DIN EN 60 529 for coupled connector	IP 65

Han® 3 A Hoods/Housings Plastic hoods/housings for industrial applications

Material	thermoplastic
Colour	RAL 7032 (light grey) / RAL 9005 (black)
Lever type	lever, plastic
Hoods/Housings seal	NBR
Limiting temperatures	-40 °C ... +125 °C
Approval acc. to UL 50	NEMA Type 4/4X/12
Flammability acc. to UL 94	V 0
Degree of protection acc. to DIN EN 60 529 for coupled connector	IP 67

Han® 3 M Hoods/Housings Hoods/Housings for higher environmental requirements

Material	zinc die-cast
Colour	RAL 9005 (black)
Surface	- Top coat
Locking element	Epoxy powder paint
Lever type	Stainless steel
Hoods/Housings seal	lever, metal
Limiting temperatures	FPM
Corrosion resistance	-40 °C ... +125 °C
Degree of protection acc. to DIN EN 60 529 for coupled connector	ASTM B117-09 (500 h)
	IP 44 IP 67 is achieved with seal screw 09 20 000 9918

Han® Standard Hoods/Housings Metal hoods/housings for industrial applications

Material	aluminium die-cast
Colour	RAL 7037 (grey)
Surface	powder-coated
Locking element	Stainless steel
Lever type	Han-Easy Lock®
Hoods/Housings seal	NBR
Limiting temperatures	-40 °C ... +125 °C
Approval acc. to UL 50	NEMA Type 4/4X/12
Degree of protection acc. to DIN EN 60 529 for coupled connector	IP 65

Han® M Hoods/Housings Hoods/Housings for higher environmental requirements

Material	aluminium die-cast
Colour	RAL 9005 (black)
Surface	- Top coat
Locking element	Epoxy powder paint
Lever type	Stainless steel
Hoods/Housings seal	lever, metal
Limiting temperatures	FPM
Approval acc. to UL 50	-40 °C ... +125 °C
Corrosion resistance	NEMA Type 4/4X/12
Degree of protection acc. to DIN EN 60 529 for coupled connector	ASTM B117-09 (500 h)
	IP 65

Han® 3 EMC Hoods/Housings Hoods/Housings for higher EMC requirements

Material	zinc die-cast
Colour	non coloured
Surface	electrical conductive
Locking element	steel, zinc-plated
Lever type	lever, metal
Hoods/Housings seal	NBR
Limiting temperatures	-40 °C ... +125 °C
Degree of protection acc. to DIN EN 60 529 for coupled connector	IP 44 IP 67 is achieved with seal screw 09 20 000 9918

Han® EMC Hoods/Housings Hoods/Housings for higher EMC requirements

Material	aluminium die-cast
Colour	non coloured
Surface	electrical conductive
Locking element	
- central locking lever	Stainless steel
- Screw locking	M5
- Material	Stainless steel
- Tightening torque	3 Nm
Hoods/Housings seal	NBR
Limiting temperatures	-40 °C ... +125 °C
Approval acc. to UL 50	NEMA Type 4/4X/12
Degree of protection acc. to DIN EN 60 529 for coupled connector	IP 65

Han® EMC/B Hoods/Housings Hoods/Housings for higher EMC requirements

Material	
- Hoods/Housings	aluminium die-cast
- shielded frames	zinc die-cast alloy
Colour	non coloured
Surface	
- Hoods/Housings	electrical conductive
- shielded frames	electrical conductive
Locking element	Stainless steel
Lever type	Han-Easy Lock®
Hoods/Housings seal	NBR
Limiting temperatures	-40 °C ... +125 °C
Approval acc. to UL 50	NEMA Type 4/4X/12
Degree of protection acc. to DIN EN 60 529 for coupled connector	IP 65

Han® 3 HPR Hoods/Housings Hoods/Housings for harsh environmental requirements


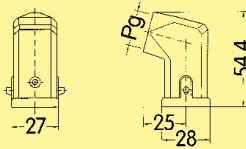

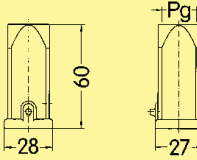

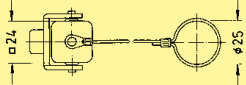
Material	zinc die-cast
Colour	RAL 9005 (black)
Surface	
- Top coat	Epoxy powder paint / chromated
Locking element	
- Screw locking	M4
- Material	Stainless steel
- Tightening torque	2 Nm
Hoods/Housings seal	NBR
Limiting temperatures	-40 °C ... +125 °C
Corrosion resistance	ASTM B117-09 (500 h)
Degree of protection acc. to DIN EN 60 529 for coupled connector	IP 68 / IP 69K

Attention
The sealing on the insert has to be removed.

Han® HPR Hoods/Housings Hoods/Housings for harsh environmental requirements

Material	aluminium die-cast, corrosion resistant
Colour	RAL 9005 (black)
Surface	
- Top coat	Epoxy powder paint
Locking element	
- Screw locking	M6
- Material	Stainless steel
- Tightening torque	4 Nm
- Toggle locking	
- Material	Stainless steel
Hoods/Housings seal	NBR
Limiting temperatures	-40 °C ... +125 °C
Approval acc. to UL 50	NEMA Type 4/4X/12
Corrosion resistance	ASTM B117-09 (500 h)
Degree of protection acc. to DIN EN 60 529 for coupled connector	IP 68 / IP 69K (does not apply to Han® 48 HPR)


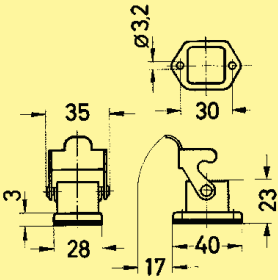

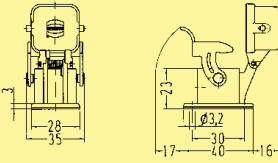

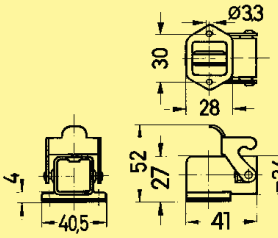

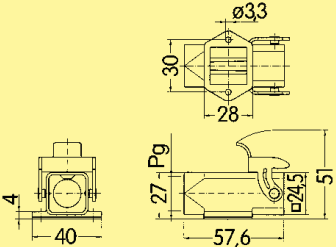

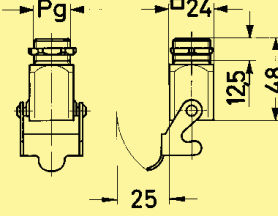
Metal hoods/housings for industrial applications / 1 lever locking system

Identification	Part number	Pg	Drawing	Dimensions in mm
<p>Hoods</p> <p>side entry</p> 	09 20 003 1640	1 x 11		
<p>Hoods</p> <p>top entry</p> 	09 20 003 1440	1 x 11		
<p>Protection covers for hoods</p> 	09 20 003 5422²⁾ 09 20 003 5421¹⁾			

Han Hoods
Housings

¹⁾ for mounted female insert
²⁾ for mounted male insert

Metal hoods/housings for industrial applications / 1 lever locking system


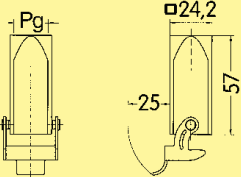

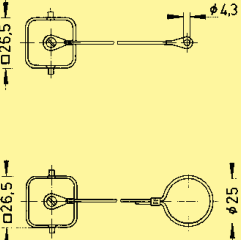
Identification	Part number	Pg	Drawing	Dimensions in mm
Housings, bulkhead mounting	 09 20 003 0301		 Panel cut out 22 x 22 mm	
	 09 20 003 0305 ²⁾ 09 20 003 0306¹⁾		 Panel cut out 22 x 22 mm	
	 09 20 003 0801		 Panel cut out 22 x 22 mm	
Housings, surface mounting top entry	 09 20 003 1250	1 x 11	 Panel cut out 22 x 22 mm	
	bottom closed 09 20 003 1252	1 x 11		
Housings, screw mounting top entry	 09 20 003 0102	1 x 13.5		

Han Hoods Housings

Stock items in bold type

¹⁾ for mounted female insert
²⁾ for mounted male insert


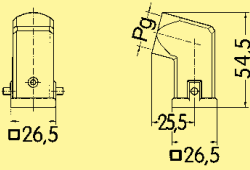

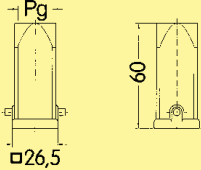

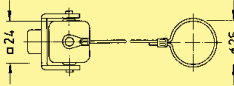
Metal hoods/housings for industrial applications / 1 lever locking system

Identification	Part number	Pg	Drawing	Dimensions in mm
<p>Hoods, cable to cable top entry</p> 	<p>09 20 003 1750</p>	<p>1 x 11</p>		<p>$\square 24,2$</p>
<p>Protection covers</p> 	<p>for housings 09 20 003 5426²⁾ for housings 09 20 003 5425¹⁾ for hoods cable to cable 09 20 003 5428²⁾ for hoods cable to cable 09 20 003 5427¹⁾</p>			


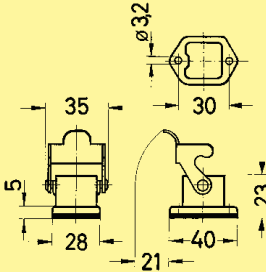

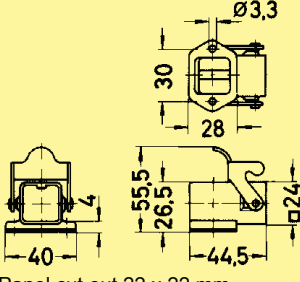
Han Hoods
Housings

¹⁾ for mounted female insert
²⁾ for mounted male insert

Plastic hoods/housings for industrial applications / 1 lever locking system

Identification	Part number	Pg	Drawing	Dimensions in mm
<p>Hoods</p> <p>side entry</p> 	<p>light grey 09 20 003 0620</p> <p>black 09 20 003 0627</p>	<p>1 x 11</p> <p>1 x 11</p>		
<p>Hoods</p> <p>top entry</p> 	<p>light grey 09 20 003 0420</p> <p>black 09 20 003 0427</p>	<p>1 x 11</p> <p>1 x 11</p>		
<p>Protection covers for hoods</p> 	<p>light grey 09 20 003 5442³⁾</p> <p>light grey 09 20 003 5441²⁾</p>			

Plastic hoods/housings for industrial applications / 1 lever locking system


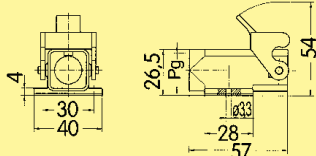

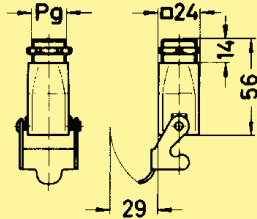

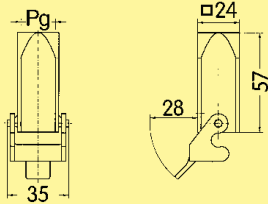



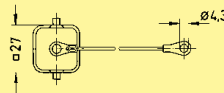

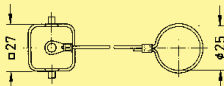
Identification	Part number	Pg	Drawing	Dimensions in mm
<p>Housings, bulkhead mounting</p> 	<p>light grey 09 20 003 0320</p> <p>black 09 20 003 0327</p>		 <p>Panel cut out 22 x 22 mm</p>	
	<p>light grey 09 20 003 0820</p> <p>black 09 20 003 0827</p>		 <p>Panel cut out 22 x 22 mm</p>	

Han Hoods
Housings

¹⁾ for metal housings and cable to cable hoods also ³⁾ for mounted male insert
²⁾ for mounted female insert or for mounted Han-Brid® insert

Stock items in bold type


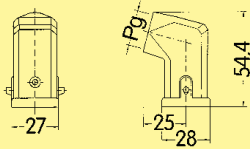

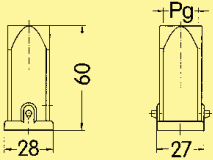

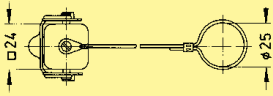
Plastic hoods/housings for industrial applications / 1 lever locking system

Identification	Pg	Drawing	Dimensions in mm
Housings, surface mounting top entry 	light grey 09 20 003 0220 black 09 20 003 0227	1 x 11 1 x 11	 Panel cut out 22 x 22 mm
Housings, screw mounting top entry 	light grey 09 20 003 0120	1 x 13.5	
Hoods, cable to cable top entry 	light grey 09 20 003 0720 black 09 20 003 0727	1 x 11 1 x 11	
Protection covers 	light grey 09 20 003 5407 ¹⁾ light grey 09 20 003 5408 ^{1,2)}		
Protection cover with lanyard 	light grey 09 20 003 5445³⁾ light grey 09 20 003 5446 ³⁾ black 09 20 003 5449 ²⁾ black 09 20 003 5450 ³⁾		
Protection covers for hoods cable to cable 	light grey 09 20 003 5447 ²⁾ light grey 09 20 003 5448 ³⁾		


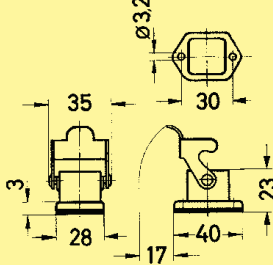

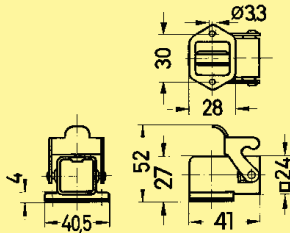
Han Hoods
Housings

¹⁾ for metal housings and cable to cable hoods also
²⁾ for mounted female insert or for mounted Han-Brid® insert
³⁾ for mounted male insert

Hoods/Housings for higher environmental requirements / 1 lever locking system

Identification	Part number	Pg	Drawing	Dimensions in mm
Hoods side entry 	09 37 003 1640	1 x 11		
Hoods top entry 	09 37 003 1440	1 x 11		
Protection covers 	09 37 003 5402 ²⁾ 09 37 003 5401 ¹⁾			

Hoods/Housings for higher environmental requirements / 1 lever locking system


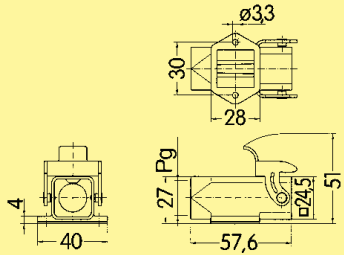

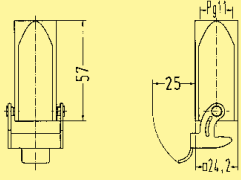

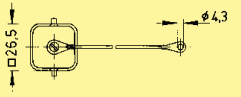
Identification	Part number	Pg	Drawing	Dimensions in mm
Housings, bulkhead mounting 	09 37 003 0301		 <p>Panel cut out 22 x 22 mm</p>	
	09 37 003 0801		 <p>Panel cut out 22 x 22 mm</p>	

Han Hoods
Housings

¹⁾ for mounted female insert
²⁾ for mounted male insert

Stock items in bold type

Hoods/Housings for higher environmental requirements / 1 lever locking system

Identification	Part number	Pg	Drawing	Dimensions in mm
<p>Housings, surface mounting top entry</p> 	<p>09 37 003 1250</p>	<p>1 x 11</p>	 <p>Panel cut out 22 x 22 mm</p>	
<p>Hoods, cable to cable top entry</p> 	<p>09 37 003 1750</p>	<p>1 x 11</p>		
<p>Protection covers for housings</p> 	<p>09 37 003 5405¹⁾ 09 37 003 5406²⁾</p>			


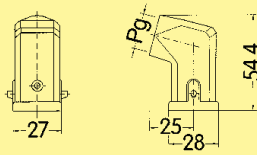

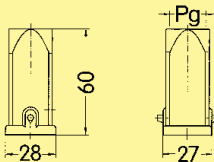
Han Hoods
Housings

30
10


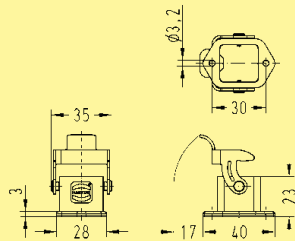

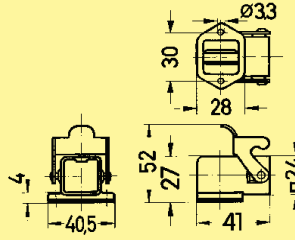

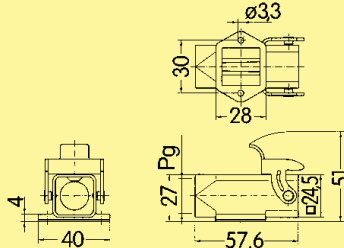
¹⁾ for mounted female insert
²⁾ for mounted male insert

Stock items in bold type

Hoods/Housings for higher EMC requirements / 1 lever locking system


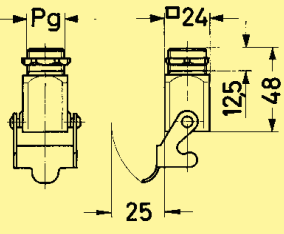

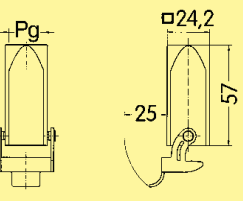
Identification	Part number	Pg	Drawing	Dimensions in mm
Hoods side entry 	09 62 003 1640	1 x 11		
Hoods top entry 	09 62 003 1440	1 x 11		

Hoods/Housings for higher EMC requirements / 1 lever locking system

Identification	Part number	Pg	Drawing	Dimensions in mm
Housings, bulkhead mounting 	09 62 003 0301		 <p>Panel cut out 22 x 22 mm</p>	
	09 62 003 0801		 <p>Panel cut out 22 x 22 mm</p>	
Housings, surface mounting top entry 	09 62 003 1250 bottom closed 09 62 003 1252	1 x 11 1 x 11	 <p>Panel cut out 22 x 22 mm</p>	


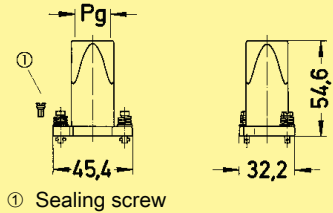

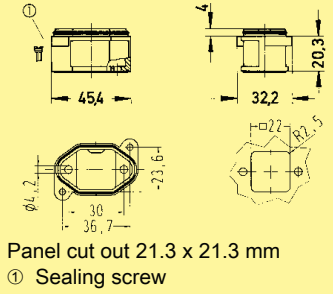
Han Hoods Housings

Hoods/Housings for higher EMC requirements / 1 lever locking system


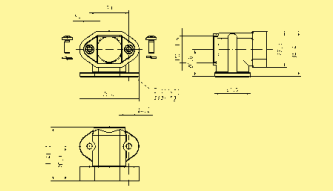

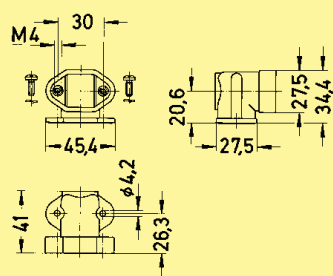
Identification	Part number	Pg	Drawing	Dimensions in mm
Housings, screw mounting top entry	 09 62 003 0102	1 x 13.5		
Hoods, cable to cable top entry	 09 62 003 1750	1 x 11		

Han Hoods
Housings

Hoods/Housings for harsh environmental requirements / Screw/toggle locking system

Identification		Part number		Pg	Drawing	Dimensions in mm
		Toggle locking	screw			
Hoods top entry		chromated 09 40 003 0402¹⁾ Epoxy powder paint 09 40 703 0402 ¹⁾		1 x 13.5 1 x 13.5		
Housings, bulk- head mounting		chromated 09 40 003 0301¹⁾ Epoxy powder paint 09 40 703 0301 ¹⁾				

Accessories

Identification		Part number		Pg	Drawing	Dimensions in mm
		Toggle locking	screw			
Adaptor for assembly of bulkhead mounted housings in angled position, with Pg- entry			chromated 09 40 003 0901 Epoxy powder paint 09 40 703 0901	1 x 13.5 1 x 13.5		
Adaptor for assembly of bulkhead mounted housings in angled position		chromated 09 40 003 0902 Epoxy powder paint 09 40 703 0902	chromated 09 40 003 0902 Epoxy powder paint 09 40 703 0902	- -		

Han Hoods
Housings

¹⁾ with sealing screw; sealing on the insert has to be removed

Metal hoods/housings for industrial applications / 1 lever locking system


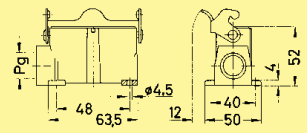

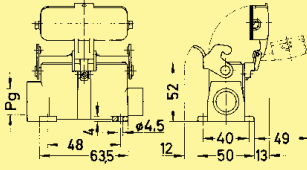
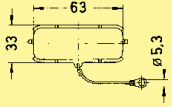
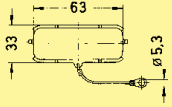
Identification	Part number		Pg	Drawing	Dimensions in mm
	Low construction	High construction			
Hoods side entry	09 20 010 1541		1 x 16		
side entry		09 20 010 0540 09 20 010 0541	1 x 16 1 x 21		
Hoods top entry	09 20 010 1440		1 x 13.5		
top entry		09 20 010 0440 09 20 010 0441 09 20 010 0801	1 x 16 1 x 21 -		
Protection covers	metal 09 20 010 5423	metal 09 20 010 5423			

Han Hoods
Housings

Metal hoods/housings for industrial applications / 1 lever locking system


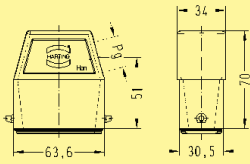

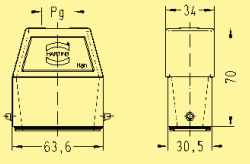
Identification	Part number		Pg	Drawing	Dimensions in mm
	Low construction	High construction			
Housings, bulkhead mounting	09 20 010 0301 with thermo- plastic cover 09 20 010 0321				
				Panel cut out	

Metal hoods/housings for industrial applications / 1 lever locking system


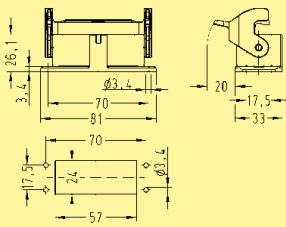
Identification	Part number		Pg	Drawing	Dimensions in mm
	Low construction	High construction			
Housings, surface mounting side entry side entry		09 20 010 0251			1 x 16 2 x 16
		09 20 010 0291			
side entry side entry		with thermo-plastic cover 09 20 010 0221			1 x 16 2 x 16
		with thermo-plastic cover 09 20 010 0296			
Protection covers		metal 09 20 010 5425			

Han Hoods
Housings

Hoods/Housings for higher EMC requirements / 1 lever locking system

Identification	Part number	Pg	Drawing	Dimensions in mm
Hoods side entry 	09 62 015 0540 09 62 015 0541	1 x 16 1 x 21		34 70 30,5 63,6 51
Hoods top entry 	09 62 015 0440 09 62 015 0441	1 x 16 1 x 21		34 70 30,5 63,6

Hoods/Housings for higher EMC requirements / 1 lever locking system

Identification	Part number	Pg	Drawing	Dimensions in mm
Housings, bulkhead mounting 	09 62 015 0301		 <p>Panel cut out</p>	26,1 3,4 70 81 70 17,5 24 57 20 17,5 33 3,4

Han Hoods
Housings

Metal hoods/housings for industrial applications / 1 lever locking system


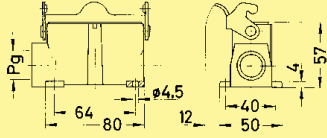
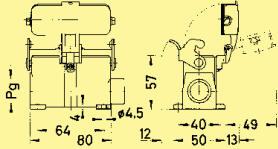
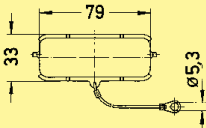
Identification	Part number		Pg	Drawing	Dimensions in mm
	Low construction	High construction			
Hoods side entry	09 20 016 1541		1 x 16		79,5 29,5 61,5
side entry		09 20 016 0540 09 20 016 0541	1 x 16 1 x 21		79,5 36 70,5
Hoods top entry	09 20 016 1441		1 x 16		79,5 29,5 47
top entry		09 20 016 0440 09 20 016 0441 09 20 016 0801	1 x 16 1 x 21 -		79,5 36 70,5
Protection covers	metal 09 20 016 5423	metal 09 20 016 5423			

Han Hoods
Housings

Metal hoods/housings for industrial applications / 1 lever locking system

Identification	Part number		Pg	Drawing	Dimensions in mm
	Low construction	High construction			
Housings, bulkhead mounting	09 20 016 0301 with thermo- plastic cover 09 20 016 0321				4,5 12 86 96 86 24 73 17,5 1,5 26 17,5 22 - 29
				Panel cut out	

Metal hoods/housings for industrial applications / 1 lever locking system

Identification	Part number		Pg	Drawing	Dimensions in mm
	Low construction	High construction			
Housings, surface mounting side entry 	09 20 016 0251 09 20 016 0252 09 20 016 0291		1 x 16 1 x 21 2 x 16		
	with thermo-plastic cover 09 20 016 0221 with thermo-plastic cover 09 20 016 0222 with thermo-plastic cover 09 20 016 0296		1 x 16 1 x 21 2 x 16		
Protection covers 	metal 09 20 016 5425				

Han Hoods
Housings

Metal hoods/housings for industrial applications / 2 lever locking system


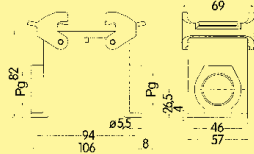


Identification		Part number		Pg	Drawing	Dimensions in mm
		Low construction	High construction			
Hoods side entry		09 20 032 1520		1 x 21		82 x 60
Hoods side entry			09 20 032 0520 09 20 032 0521	1 x 21 1 x 29		82 x 79
Hoods top entry			09 20 032 0420 09 20 032 0421	1 x 21 1 x 29		82 x 79
Dust protection cover		09 20 032 5401	09 20 032 5401			67 x 56

Metal hoods/housings for industrial applications / 2 lever locking system

Han Hoods Housings	Identification	Part number		Pg	Drawing	Dimensions in mm
		Low construction	High construction			
	Housings, bulkhead mounting	09 20 032 0301				92 x 69

* usable for two inserts of size 16 A
Stock items in bold type

Metal hoods/housings for industrial applications / 2 lever locking system

Identification	Part number		Pg	Drawing	Dimensions in mm
	Low construction	High construction			
Housings, surface mounting side entry 		09 20 032 0230 09 20 032 0231 09 20 032 0270 09 20 032 0271	1 x 21 1 x 29 2 x 21 2 x 29	 <p>Blind way for one cable entry</p>	
Dust protection cover 	09 20 032 5405	09 20 032 5405			

Han Hoods
Housings

* usable for two inserts of size 16 A
Stock items in bold type

Metal hoods/housings for industrial applications / 2 lever locking system

Identification	Part number		Pg	Drawing	Dimensions in mm
	Low construction	High construction			
Hoods side entry		09 20 032 1530	1 x 21		
		09 20 032 0530 09 20 032 0531	1 x 21 1 x 29		
Hoods top entry		09 20 032 0430 09 20 032 0431	1 x 21 1 x 29		


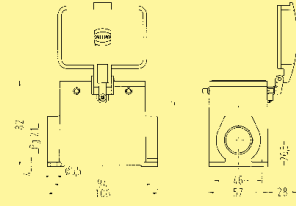
Metal hoods/housings for industrial applications / 2 lever locking system

Identification	Part number		Pg	Drawing	Dimensions in mm
	Low construction	High construction			
Housings, bulkhead mounting		with thermo-plastic cover 09 20 032 0302			
				Panel cut out	


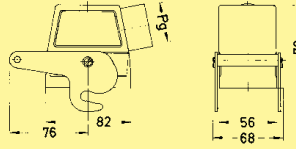

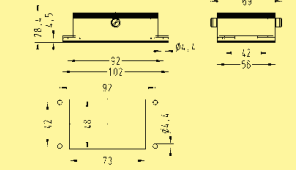
Han Hoods
Housings

* usable for two inserts of size 16 A
Stock items in bold type

Metal hoods/housings for industrial applications / 2 lever locking system


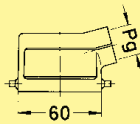
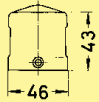

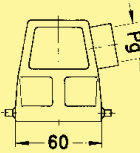
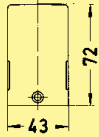

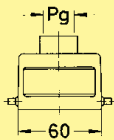
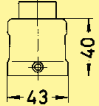

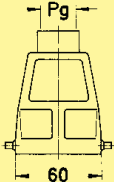
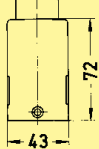

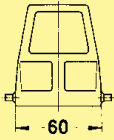
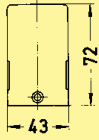
Identification	Part number		Pg	Drawing	Dimensions in mm
	Low construction	High construction			
Housings, surface mounting side entry 		with thermo-plastic cover 09 20 032 0220	1 x 21	 <p>1) Blind way for one cable entry</p>	
		with thermo-plastic cover 09 20 032 0221	1 x 29		
		with thermo-plastic cover 09 20 032 0260	2 x 21		
		with thermo-plastic cover 09 20 032 0261	2 x 29		

Metal hoods/housings for industrial applications / 1 central locking lever locking system

Identification	Part number		Pg	Drawing	Dimensions in mm
	Low construction	High construction			
Hoods side entry 		09 20 032 0581	1 x 29		
Housings, bulkhead mounting 	09 20 032 0381			 <p>Panel cut out</p>	


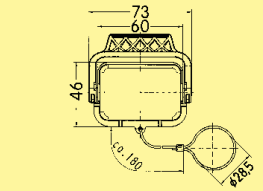

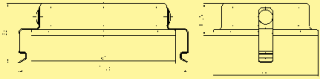
Han Hoods
Housings

Metal hoods/housings for industrial applications / 1 lever locking system


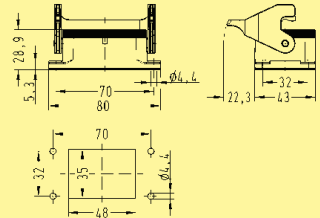
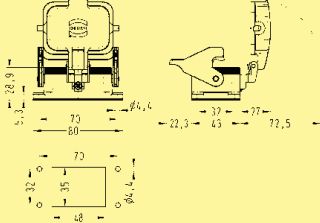
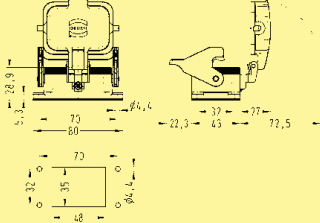
Identification	Image	Part number		Pg	Drawing	Dimensions in mm
		Low construction	High construction			
Hoods side entry		09 30 006 1540 09 30 006 1541		1 x 13.5 1 x 16		
side entry			09 30 006 0542 09 30 006 0543	1 x 21 1 x 29		
Hoods top entry		09 30 006 1440 09 30 006 1441		1 x 13.5 1 x 16		
top entry			09 30 006 0442 09 30 006 0443	1 x 21 1 x 29		
Han Hoods Housings without cable entry			09 30 006 0801	—		

Stock items in bold type

Metal hoods/housings for industrial applications / 1 lever locking system

Identification		Part number		Pg	Drawing	Dimensions in mm
		Low construction	High construction			
Protection covers		metal 09 30 006 5423	metal 09 30 006 5423			
Dust protection cover		09 30 006 5401	09 30 006 5401			

Metal hoods/housings for industrial applications / 1 lever locking system

Identification		Part number		Pg	Drawing	Dimensions in mm
		Low construction	High construction			
Housings, bulkhead mounting		09 30 006 0301			 <p>Panel cut out</p>  <p>Panel cut out</p>	
		with thermo-plastic cover 09 30 006 0302 with metal cover 09 30 006 0318				

Han Hoods Housings

Metal hoods/housings for industrial applications / 1 lever locking system

Identification	Image	Part number		Pg	Drawing	Dimensions in mm
		Low construction	High construction			
Housings, surface mounting		09 30 006 1251		1 x 16		
side entry		09 30 006 1291		2 x 16		
side entry			09 30 006 0292	2 x 21		
			09 30 006 0293	2 x 29		
side entry		with thermo-plastic cover 09 30 006 1256		1 x 16		
		with thermo-plastic cover 09 30 006 1296		2 x 16		
		with metal cover 09 30 006 2256		1 x 16		
		with metal cover 09 30 006 2296		2 x 16		
side entry			with thermo-plastic cover 09 30 006 0297	2 x 21		
			with thermo-plastic cover 09 30 006 0298	2 x 29		
			with metal cover 09 30 006 2297	2 x 21		
Han Hoods Housings	Protection covers					
		plastic 09 30 006 5404	plastic 09 30 006 5404			
		metal 09 30 006 5425	metal 09 30 006 5425			

Metal hoods/housings for industrial applications / 1 lever locking system

Identification	Image	Part number		Pg	Drawing	Dimensions in mm
		Low construction	High construction			
Hoods, cable to cable top entry		09 30 006 1750		1 x 13.5		
top entry			09 30 006 0752 09 30 006 0753	1 x 21 1 x 29		
Protection covers		metal 09 30 006 5427	metal 09 30 006 5427			
Flange housings top entry			09 30 006 0757	1 x 21		

Han Hoods
Housings

Metal hoods/housings for industrial applications / 1 central locking lever locking system

Identification	Part number	Pg	Drawing	Dimensions in mm
Hoods side entry	09 30 006 0581	1 x 16		

Metal hoods/housings for industrial applications / 1 central locking lever locking system

Identification	Part number	Pg	Drawing	Dimensions in mm
Housings, bulkhead mounting	09 30 006 0381			
			Panel cut out	

Han Hoods
Housings

Hoods/Housings for higher environmental requirements / 1 lever locking system


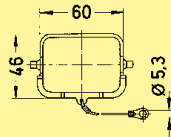

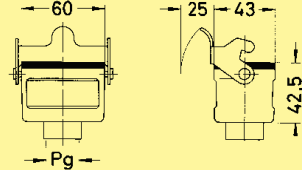

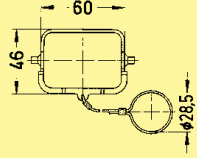
Identification	Part number	Pg	Drawing	Dimensions in mm
Hoods side entry	09 37 006 1540	1 x 13.5		43
Hoods side entry	09 37 006 0542	1 x 21		72 43
Hoods top entry	09 37 006 1440 09 37 006 1441	1 x 13.5 1 x 16		40 43

Hoods/Housings for higher environmental requirements / 1 lever locking system

Identification	Part number	Pg	Drawing	Dimensions in mm
Housings, bulkhead mounting	09 37 006 0301			
Housings, surface mounting side entry	09 37 006 1291	2 x 16		

Han Hoods
Housings

Hoods/Housings for higher environmental requirements / 1 lever locking system

Identification	Part number	Pg	Drawing	Dimensions in mm
<p>Protection covers</p> 	<p>metal 09 37 006 5405</p>			
<p>Hoods, cable to cable top entry</p> 	<p>09 37 006 1750</p>	<p>1 x 13.5</p>		
<p>Protection covers</p> 	<p>metal 09 37 006 5407</p>			

Han Hoods
Housings

Hoods/Housings for higher EMC requirements / Screw locking system

Identification		Part number	Pg	Drawing	Dimensions in mm
Hoods side entry		09 62 006 0540 09 62 006 0541	1 x 16 1 x 21		
Hoods top entry		09 62 006 0440 09 62 006 0441	1 x 16 1 x 21		

Hoods/Housings for higher EMC requirements / Screw locking system

Identification		Part number	Pg	Drawing	Dimensions in mm
Housings, bulkhead mounting		09 62 006 0301			
Housings, surface mounting side entry		09 62 006 1205	2 x 16		


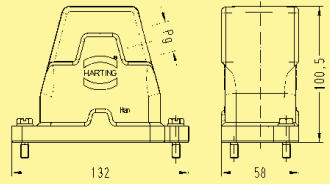

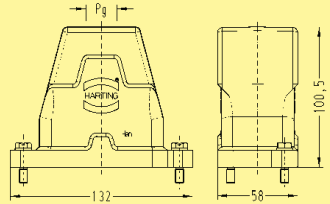

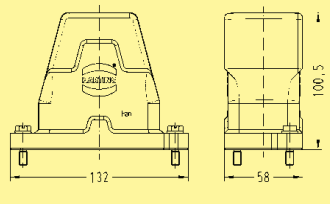
Han Hoods
Housings

Hoods/Housings for higher EMC requirements / 1 lever locking system

Identification	Image	Part number		Pg	Drawing	Dimensions in mm
		Low construction	High construction			
Hoods side entry		09 62 806 1541		1 x 16		60, 72,6, 6,8, 43, 51
side entry			09 62 806 0542	1 x 21		72, 6,8, 60, 72,6, 43
Hoods top entry		09 62 806 1441		1 x 16		Pg, 60, 73, 43, 13,5, 40
top entry			09 62 806 0442	1 x 21		Pg, 15, 72, 60, 74, 43
Hoods without cable entry			09 62 806 0801	—		72, 43

Han Hoods
Housings

Hoods/Housings for harsh environmental requirements / Screw/toggle locking system

Identification	Image	Part number		Pg	Drawing	Dimensions in mm
		Toggle locking	screw			
Hoods side entry		09 40 006 0501 09 40 006 0502	09 40 006 0511 09 40 006 0512 09 40 006 0513	1 x 16 1 x 21 1 x 16 1 x 21 1 x 29		100,5 132 58
Hoods top entry		09 40 006 0401 09 40 006 0402	09 40 006 0411 09 40 006 0412 09 40 006 0413	1 x 16 1 x 21 1 x 16 1 x 21 1 x 29		100,5 132 58
Hoods without cable entry			09 40 006 0811	—		100,5 132 58

Han Hoods
Housings

Hoods/Housings for harsh environmental requirements / Screw/toggle locking system

Identification	Image	Part number		Pg	Drawing	Dimensions in mm
		Toggle locking	screw			
Housings, bulkhead mounting		09 40 006 0301	09 40 006 0311			Panel cut out
Housings, bulkhead mounting			with metal cover 09 40 006 0317			Panel cut out
Housings, surface mounting side entry			09 40 006 1262	1 x 29		
Protection covers		metal 09 40 006 5401	metal 09 40 006 5411			
Mounting frames			09 40 000 9901 ¹⁾			

Han Hoods Housings

¹⁾ not applicable for using Han® HC 650

Stock items in bold type

Metal hoods/housings for industrial applications / 2 lever locking system

Identification	Image	Part number		Pg	Drawing	Dimensions in mm
		Low construction	High construction			
Hoods side entry		09 30 010 1521		1 x 16		
side entry			09 30 010 0522 09 30 010 0523	1 x 21 1 x 29		
Hoods top entry		09 30 010 1421		1 x 16		
top entry			09 30 010 0422 09 30 010 0423	1 x 21 1 x 29		
top entry			09 30 010 0460	2 x 13,5		
Hoods without cable entry			09 30 010 0801	—		

Han Hoods
Housings

Metal hoods/housings for industrial applications / 2 lever locking system



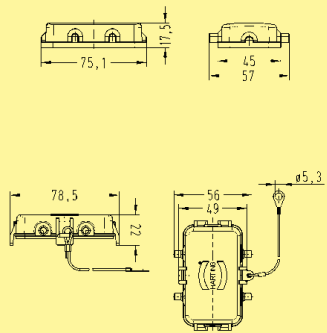

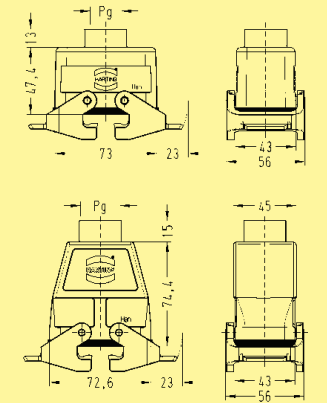


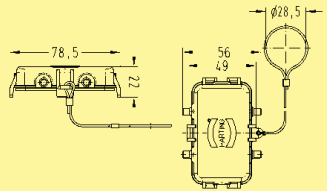
Identification		Part number		Pg	Drawing	Dimensions in mm
		Low construction	High construction			
Protection covers		metal 09 30 010 5423	metal 09 30 010 5423			
Protection covers		plastic 09 30 010 5401	plastic 09 30 010 5401			

Metal hoods/housings for industrial applications / 2 lever locking system

Identification		Part number		Pg	Drawing	Dimensions in mm
		Low construction	High construction			
Housings, bulkhead mounting		09 30 010 0301				
Housings, surface mounting		09 30 010 1231 09 30 010 1271		1 x 16 2 x 16		
side entry			09 30 010 0232 09 30 010 0233 09 30 010 0272 09 30 010 0273	1 x 21 1 x 29 2 x 21 2 x 29		


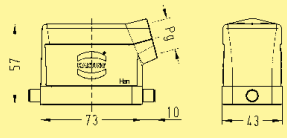

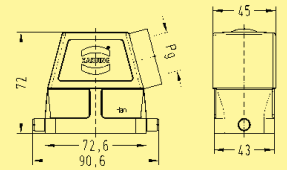

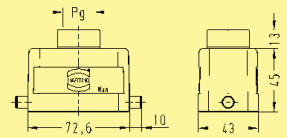

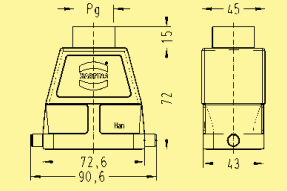

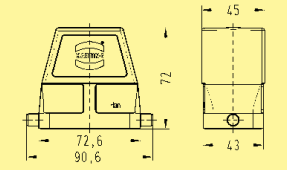

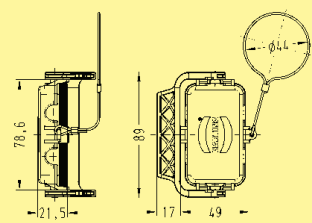
Han Hoods Housings

Metal hoods/housings for industrial applications / 2 lever locking system

Identification	Part number		Pg	Drawing	Dimensions in mm
	Low construction	High construction			
Protection covers for housings  	plastic 09 30 010 5407	plastic 09 30 010 5407			
	metal 09 30 010 5425	metal 09 30 010 5425			
Hoods, cable to cable top entry 	09 30 010 1731				
top entry 		09 30 010 0732 09 30 010 0733	1 x 21 1 x 29		
Protection covers for hoods cable to cable 	metal 09 30 010 5427	metal 09 30 010 5427			

Han Hoods
Housings

Metal hoods/housings for industrial applications / 1 lever locking system

Identification	Part number		Pg	Drawing	Dimensions in mm
	Low construction	High construction			
Hoods side entry		09 30 010 1541	1 x 16		
side entry		09 30 010 0542	1 x 21		
		09 30 010 0543	1 x 29		
Hoods top entry		09 30 010 1441	1 x 16		
top entry		09 30 010 0442	1 x 21		
		09 30 010 0443	1 x 29		
Hoods without cable entry			09 30 010 0803	—	
Protection covers		metal 09 30 010 5432	metal 09 30 010 5432		

Han Hoods
Housings

Metal hoods/housings for industrial applications / 1 lever locking system

Identification	Image	Part number		Pg	Drawing	Dimensions in mm
		Low construction	High construction			
Housings, bulkhead mounting		09 30 010 0305			<p>Panel cut out</p>	
			with thermo-plastic cover 09 30 010 0303 with metal cover 09 30 010 0318			
Housings, surface mounting side entry		09 30 010 1251 09 30 010 1291				
				09 30 010 0292 09 30 010 0293		
Han Hoods Housings Housings, surface mounting side entry		with thermo-plastic cover 09 30 010 1256 with thermo-plastic cover 09 30 010 1296				
			with thermo-plastic cover 09 30 010 0297 with thermo-plastic cover 09 30 010 0298	2 x 21 2 x 29		

Stock items in bold type

Metal hoods/housings for industrial applications / 1 lever locking system

Identification	Image	Part number		Pg	Drawing	Dimensions in mm
		Low construction	High construction			
Housings, surface mounting						
side entry		with metal cover 09 30 010 2296		2 x 16		82, 94, 85,5, Pg, 17, 18, 40, 52, 23, 53,6
side entry			with metal cover 09 30 010 2297	2 x 21		82, 85,5, Pg, 17, 5,5, 45, 57, 20, 73,8
Protection covers		plastic 09 30 010 5412	plastic 09 30 010 5412			17,5, 46,5, 89,5, 6,9, co. 150
Hoods, cable to cable		09 30 010 1751		1 x 16		Pg, 13, 47,4, 72,6, 89, 23, 43
top entry			09 30 010 0752 09 30 010 0753	1 x 21 1 x 29		Pg, 15, 74,4, 72,6, 89, 23, 43, 45

Han Hoods
Housings




Identification	Part number	Drawing	Dimensions in mm																																																																																										
Housings for motor termination powder-coated RAL 7037 powder-coated, with protection cover unpainted unpainted, with protection cover highly EMI resistant highly EMI resistant, with protection cover	09 30 010 0901 09 30 010 0902 09 30 010 0961 09 30 410 0901 09 30 410 0909 09 30 410 0921 09 30 410 0951 09 30 410 0960 09 30 410 0970 09 30 410 0971 09 30 410 0974 09 30 410 0983 09 62 810 0901 09 62 810 0974	 <table border="1"> <thead> <tr> <th></th> <th>a</th> <th>b</th> <th>c</th> <th>d</th> <th>Ø</th> </tr> </thead> <tbody> <tr> <td>09 30 010 0901</td> <td>82</td> <td>68</td> <td>68</td> <td>82</td> <td>4.5</td> </tr> <tr> <td>09 30 010 0902</td> <td>98</td> <td></td> <td></td> <td>98</td> <td></td> </tr> <tr> <td>09 30 010 0961</td> <td>82</td> <td>70</td> <td>70</td> <td>82</td> <td></td> </tr> <tr> <td>09 30 410 0901</td> <td>82</td> <td>68</td> <td>68</td> <td>82</td> <td>4.5</td> </tr> <tr> <td>09 30 410 0909</td> <td>98</td> <td></td> <td></td> <td>98</td> <td></td> </tr> <tr> <td>09 30 410 0921</td> <td>85</td> <td>73</td> <td>73</td> <td>85</td> <td></td> </tr> <tr> <td>09 30 410 0951</td> <td>82</td> <td>68</td> <td>68</td> <td>82</td> <td>4.5</td> </tr> <tr> <td>09 30 410 0960</td> <td>98</td> <td>70</td> <td>70</td> <td>98</td> <td>4.3</td> </tr> <tr> <td>09 30 410 0970</td> <td>92</td> <td>77</td> <td>77</td> <td>92</td> <td>4.3</td> </tr> <tr> <td>09 30 410 0971</td> <td>85</td> <td>73</td> <td>73</td> <td>85</td> <td>5.5</td> </tr> <tr> <td>09 30 410 0974</td> <td>92</td> <td>70</td> <td>70</td> <td>92</td> <td>4.3</td> </tr> <tr> <td>09 30 410 0983</td> <td>92</td> <td>80</td> <td>80</td> <td>92</td> <td>5.1</td> </tr> <tr> <td>09 62 810 0901</td> <td>82</td> <td>68</td> <td>68</td> <td>82</td> <td>4.5</td> </tr> <tr> <td>09 62 810 0974</td> <td>92</td> <td>70</td> <td>70</td> <td>92</td> <td>4.1</td> </tr> </tbody> </table>		a	b	c	d	Ø	09 30 010 0901	82	68	68	82	4.5	09 30 010 0902	98			98		09 30 010 0961	82	70	70	82		09 30 410 0901	82	68	68	82	4.5	09 30 410 0909	98			98		09 30 410 0921	85	73	73	85		09 30 410 0951	82	68	68	82	4.5	09 30 410 0960	98	70	70	98	4.3	09 30 410 0970	92	77	77	92	4.3	09 30 410 0971	85	73	73	85	5.5	09 30 410 0974	92	70	70	92	4.3	09 30 410 0983	92	80	80	92	5.1	09 62 810 0901	82	68	68	82	4.5	09 62 810 0974	92	70	70	92	4.1	Other dimensions (a + d) on request (98 x 98 mm)
				a	b	c	d	Ø																																																																																					
			09 30 010 0901	82	68	68	82	4.5																																																																																					
			09 30 010 0902	98			98																																																																																						
			09 30 010 0961	82	70	70	82																																																																																						
			09 30 410 0901	82	68	68	82	4.5																																																																																					
			09 30 410 0909	98			98																																																																																						
			09 30 410 0921	85	73	73	85																																																																																						
			09 30 410 0951	82	68	68	82	4.5																																																																																					
			09 30 410 0960	98	70	70	98	4.3																																																																																					
			09 30 410 0970	92	77	77	92	4.3																																																																																					
			09 30 410 0971	85	73	73	85	5.5																																																																																					
09 30 410 0974	92	70	70	92	4.3																																																																																								
09 30 410 0983	92	80	80	92	5.1																																																																																								
09 62 810 0901	82	68	68	82	4.5																																																																																								
09 62 810 0974	92	70	70	92	4.1																																																																																								
Dust protection cover		09 30 010 5406																																																																																											

Han Hoods
Housings


Compatible connector inserts

Screw terminal
500 V
16 A
Han E®




10 + ⊕

Cage-clamp terminal
500 V
16 A
Han® ES
Han® ESS



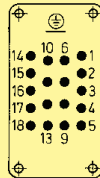
10 + ⊕

Crimp terminal
500 V
16 A
Han E®




10 + ⊕

Crimp terminal
500 V
16 A
Han® EE



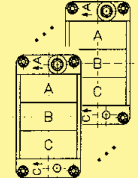
18 + ⊕

Crimp terminal
400/160 V
16/10 A
Han-Com®



8/24 + ⊕

Crimp terminal/
Screw terminal
50 V - 830 V
10 A - 40 A


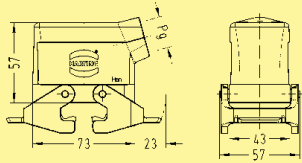

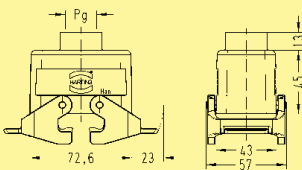

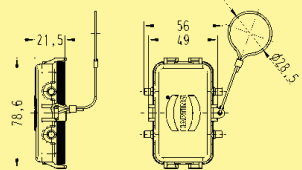


Han-Modular + ⊕

Features


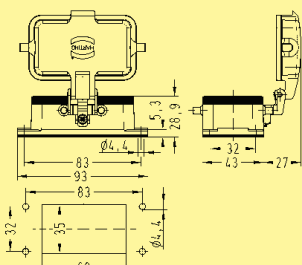
- Angled housing replaces the terminal box
- Space saving and compact design
- The position of the terminal housing can be switched by 90°
- Compatible with standard hoods for single lever
- Locking element Han-Easy Lock®
- Star and delta circuits can be realized in the female connector Han® ESS
- Suitable for standard inserts (see compatible connector inserts)

Metal hoods/housings for industrial applications / 2 lever locking system

Identification	Part number		Pg	Drawing	Dimensions in mm
	Low construction	High construction			
Hoods side entry		09 30 010 1531	1 x 16		
Hoods top entry		09 30 010 1431	1 x 16		
Protection covers		metal 09 30 010 5457	metal 09 30 010 5457		

Han Hoods
Housings


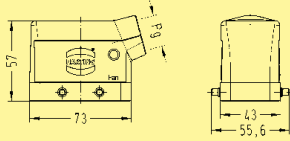

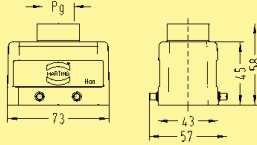

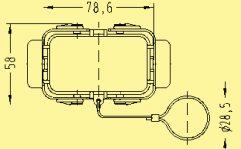
Metal hoods/housings for industrial applications / 2 lever locking system

Identification	Part number		Pg	Drawing	Dimensions in mm
	Low construction	High construction			
Housings, bulkhead mounting		with thermo- plastic cover 09 30 010 0302 with metal cover 09 30 010 0317			


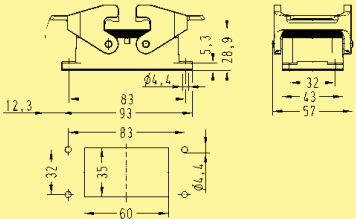

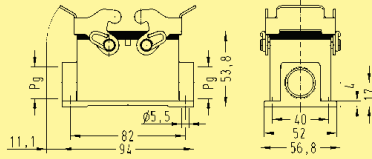

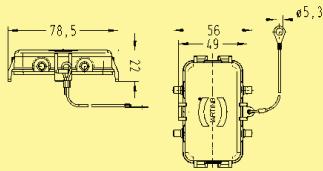
Panel cut out

Stock items in bold type

Hoods/Housings for higher environmental requirements / 2 lever locking system


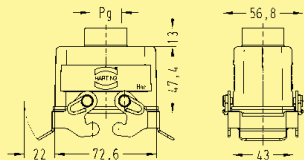
Identification	Part number	Pg	Drawing	Dimensions in mm
Hoods side entry 	09 37 010 1521	1 x 16		
Hoods top entry 	09 37 010 1421	1 x 16		
Protection covers 	metal 09 37 010 5403			

Hoods/Housings for higher environmental requirements / 2 lever locking system

Identification	Part number	Pg	Drawing	Dimensions in mm
Housings, bulkhead mounting 	09 37 010 0301			
Housings, surface mounting side entry 	09 37 010 1271	2 x 16		
Protection covers 	metal 09 37 010 5405			

Han Hoods
Housings

Hoods/Housings for higher environmental requirements / 2 lever locking system

Identification	Part number	Pg	Drawing	Dimensions in mm
<p>Hoods, cable to cable top entry</p> 	<p>09 37 010 1731</p>	<p>1 x 16</p>		

Han Hoods
Housings

Hoods/Housings for higher EMC requirements / Screw/1 central locking lever locking system

Identification	Part number	Pg	Drawing	Dimensions in mm
Hoods side entry	09 62 010 0540 09 62 010 0541 09 62 010 0542	1 x 16 1 x 21 1 x 29		
Hoods side entry	with central locking lever 09 62 010 0580 with central locking lever 09 62 010 0581 with central locking lever 09 62 010 0582	1 x 16 1 x 21 1 x 29		
Hoods top entry	09 62 010 0440 09 62 010 0441 09 62 010 0442	1 x 16 1 x 21 1 x 29		
Hoods top entry	with central locking lever 09 62 010 0481	1 x 21		

Hoods/Housings for higher EMC requirements / Screw/1 central locking lever locking system

Identification	Part number	Pg	Drawing	Dimensions in mm
Housings, bulkhead mounting	09 62 010 0301			
Housings, bulkhead mounting	with central locking lever 09 62 010 0381			

Han Hoods Housings


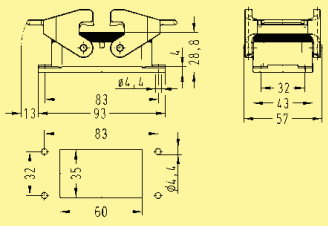
Hoods/Housings for higher EMC requirements / 2 lever locking system

Identification	Part number		Pg	Drawing	Dimensions in mm
	Low construction	High construction			
Hoods side entry	09 62 810 1521		1 x 16		
side entry		09 62 810 0522	1 x 21		
Hoods top entry	09 62 810 1421		1 x 16		
top entry		09 62 810 0422	1 x 21		
Hoods without cable entry		09 62 810 0801	—		

Han Hoods
Housings


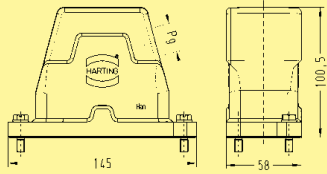

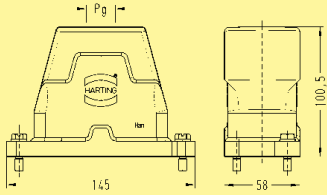

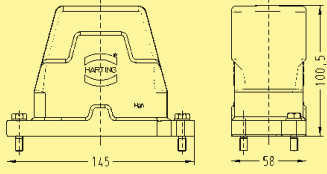


Hoods/Housings for higher EMC requirements / 2 lever locking system

Identification	Part number		Pg	Drawing	Dimensions in mm
	Low construction	High construction			
Housings, bulkhead mounting 	09 62 810 0301			 <p>Panel cut out</p>	

Han Hoods
Housings

Hoods/Housings for harsh environmental requirements / Screw/toggle locking system

Identification	Part number		Pg	Drawing	Dimensions in mm
	Toggle locking	screw			
Hoods side entry 	09 40 010 0502 09 40 010 0503	09 40 010 0511 09 40 010 0512 09 40 010 0513	1 x 21 1 x 29 1 x 16 1 x 21 1 x 29		
Hoods top entry 	09 40 010 0401 09 40 010 0402 09 40 010 0403	09 40 010 0411 09 40 010 0412 09 40 010 0413	1 x 16 1 x 21 1 x 29 1 x 16 1 x 21 1 x 29		
Hoods without cable entry 		09 40 010 0811	—		

Han Hoods
Housings

Hoods/Housings for harsh environmental requirements / Screw/toggle locking system

Identification	Image	Part number		Pg	Drawing	Dimensions in mm
		Toggle locking	screw			
Housings, bulkhead mounting		09 40 010 0301	09 40 010 0311			Panel cut out
Housings, bulkhead mounting			with metal cover 09 40 010 0317			Panel cut out
Housings, surface mounting side entry			09 40 010 1262	1 x 29		
Protection covers		metal 09 40 010 5401	metal 09 40 010 5411			Han Hoods Housings
Mounting frames			09 40 000 9902 ¹⁾			Panel cut out

¹⁾ not applicable for using Han® HC 650

Metal hoods/housings for industrial applications / 2 lever locking system

Identification	Image	Part number		Pg	Drawing	Dimensions in mm
		Low construction	High construction			
Hoods side entry		09 30 016 1520		1 x 21		62,5 93,5 4,3 57
side entry			09 30 016 0520 09 30 016 0521	1 x 21 1 x 29		76 93,5 4,3 57
angled entry			09 30 016 0663	2 x 21		76 56 93,5 4,3 57
Hoods top entry		09 30 016 1420		1 x 21		16 4,3 57 93,5
top entry			09 30 016 0420 09 30 016 0421	1 x 21 1 x 29		16 76 4,3 57 93,5
top entry			09 30 016 0459 09 30 016 0462	2 x 16 2 x 21		16 4,3 57 93,5 76
Hoods without cable entry			09 30 016 0801	—		76 93,5 4,3 57


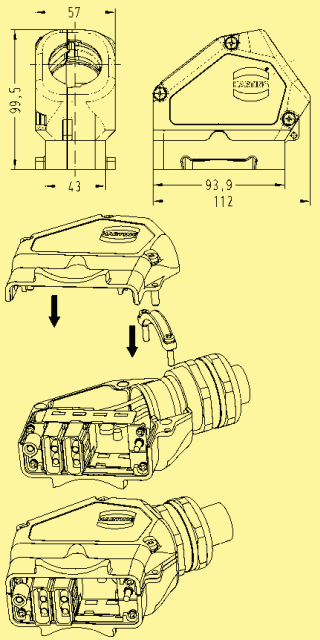

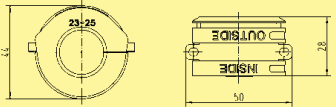
Han Hoods
Housings

Metal hoods/housings for industrial applications / 2 lever locking system

Identification	Image	Part number		Pg	Drawing	Dimensions in mm
		Low construction	High construction			
Housings, surface mounting side entry		09 30 016 1230 09 30 016 1270		1 x 21 2 x 21		
			09 30 016 0230 09 30 016 0231 09 30 016 0270 09 30 016 0271	1 x 21 1 x 29 2 x 21 2 x 29		
Protection covers		plastic 09 30 016 5405	plastic 09 30 016 5405			
		metal 09 30 016 5425	metal 09 30 016 5425			
Hoods, cable to cable top entry		09 30 016 1730		1 x 21		
			09 30 016 0730 09 30 016 0731	1 x 21 1 x 29		
Protection covers		metal 09 30 016 5426	metal 09 30 016 5426			

Han Hoods Housings

Metal hoods/housings for industrial applications / 2 lever locking system

Identification	Part number	Pg	Drawing	Dimensions in mm
<p>Han® Easy Hood side entry</p> 	<p>11 30 016 0520</p>			
<p>Cable seal</p> 	<p>20 ... 22 mm 11 30 000 9955 23 ... 25 mm 11 30 000 9956 26 ... 28 mm 11 30 000 9957 29 ... 31 mm 11 30 000 9958 32 ... 34 mm 11 30 000 9959</p>			

Han Hoods
Housings

Metal hoods/housings for industrial applications / 1 lever locking system

Identification	Image	Part number		Pg	Drawing	Dimensions in mm
		Low construction	High construction			
Hoods side entry		09 30 016 1540		1 x 21		
side entry			09 30 016 0540 09 30 016 0541	1 x 21 1 x 29		
Hoods top entry		09 30 016 1440		1 x 21		
top entry			09 30 016 0440 09 30 016 0441	1 x 21 1 x 29		
Hoods without cable entry			09 30 016 0803	—		
Han Hoods Housings flat cable entry Set of seals see chapter 40			09 30 016 4441			
Protection covers		metal 09 30 016 5432	metal 09 30 016 5432			

Stock items in bold type

Metal hoods/housings for industrial applications / 1 lever locking system

Identification	Image	Part number		Pg	Drawing	Dimensions in mm
		Low construction	High construction			
Housings, bulkhead mounting		09 30 016 0307			<p>Panel cut out</p>	
		with thermo-plastic cover 09 30 016 0306 with metal cover 09 30 016 0318				
Housings, surface mounting	side entry 	09 30 016 1250 09 30 016 1290		1 x 21 2 x 21	<p>Blind way for one cable entry</p>	
	side entry 		09 30 016 0250 09 30 016 0251 09 30 016 0290 09 30 016 0291	1 x 21 1 x 29 2 x 21 2 x 29		


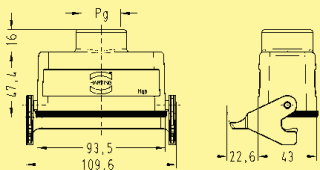

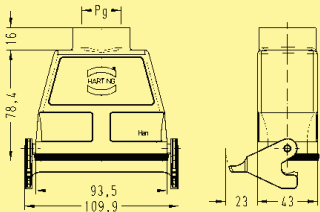
Han Hoods Housings

Metal hoods/housings for industrial applications / 1 lever locking system

Identification	Image	Part number		Pg	Drawing	Dimensions in mm	
		Low construction	High construction				
Housings, surface mounting side entry		with thermo-plastic cover 09 30 016 1255 with thermo-plastic cover 09 30 016 1295		1 x 21		105 117 15,5 45 57 20 19 55,8	
				2 x 21			
side entry				with thermo-plastic cover 09 30 016 0255	1 x 21		105 117 15,5 45 57 20 19 55,8
				with thermo-plastic cover 09 30 016 0256	1 x 29		
				with thermo-plastic cover 09 30 016 0295	2 x 21		
				with thermo-plastic cover 09 30 016 0296	2 x 29		
Housings, surface mounting side entry		with metal cover 09 30 016 2295		2 x 21		105 117 15,5 45 57 20 19 55,8	
side entry				with metal cover 09 30 016 2297	2 x 21		105 117 15,5 45 57 20 19 55,8
					with metal cover 09 30 016 2298		

Han Hoods
Housings

Metal hoods/housings for industrial applications / 1 lever locking system

Identification	Part number		Pg	Drawing	Dimensions in mm
	Low construction	High construction			
Hoods, cable to cable top entry 	09 30 016 1750		1 x 21		
top entry 		09 30 016 0750 09 30 016 0751	1 x 21 1 x 29		

Han Hoods
Housings



Metal hoods/housings for industrial applications / 2 lever locking system

Identification	Part number		Pg	Drawing	Dimensions in mm
	Low construction	High construction			
Hoods side entry		09 30 016 1530	1 x 21		
Hoods top entry		09 30 016 1430	1 x 21		
Hoods flat cable entry Set of seals see chapter 40		09 30 016 4431			


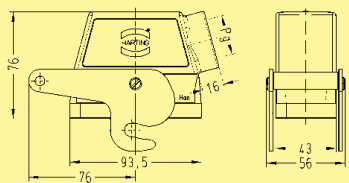

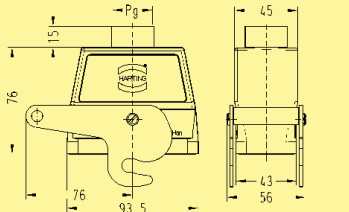
Han Hoods
Housings

Metal hoods/housings for industrial applications / 2 lever locking system


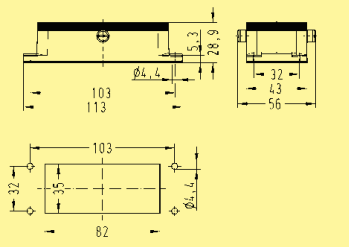

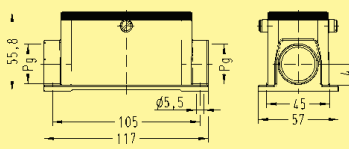

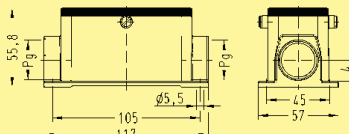
Identification	Image	Part number		Pg	Drawing	Dimensions in mm
		Low construction	High construction			
Housings, bulkhead mounting		with thermo-plastic cover 09 30 016 0302 with metal cover 09 30 016 0317				
Housings, surface mounting		with thermo-plastic cover 09 30 016 1220		1 x 21		
side entry		with thermo-plastic cover 09 30 016 1260 with metal cover 09 30 016 2260		2 x 21		Blind way for one cable entry
side entry			with thermo-plastic cover 09 30 016 0220 with thermo-plastic cover 09 30 016 0221 with thermo-plastic cover 09 30 016 0260 with thermo-plastic cover 09 30 016 0261	1 x 21 1 x 29 2 x 21 2 x 29		Blind way for one cable entry

Han Hoods Housings

Metal hoods/housings for industrial applications / 1 central locking lever locking system


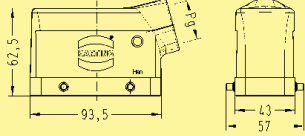

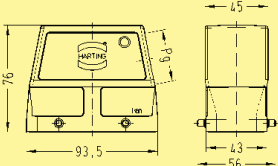

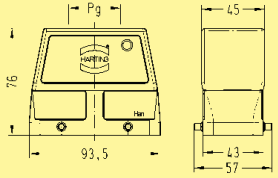

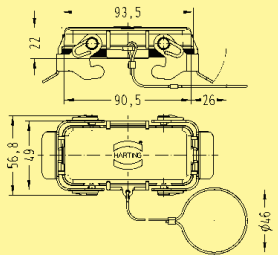
Identification	Part number	Pg	Drawing	Dimensions in mm
Hoods side entry 	09 30 016 0580 09 30 016 0581	1 x 21 1 x 29		
Hoods top entry 	09 30 016 0480 09 30 016 0481	1 x 21 1 x 29		

Metal hoods/housings for industrial applications / 1 central locking lever locking system


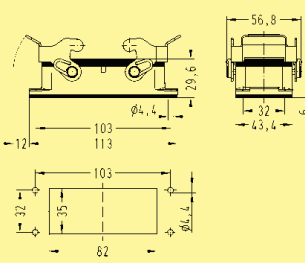
Identification	Part number	Pg	Drawing	Dimensions in mm
Housings, bulkhead mounting 	09 30 016 0381		 <p>Panel cut out</p>	
Housings, surface mounting side entry 	09 30 016 1280	2 x 21		
side entry 	09 30 016 0281	2 x 29		

Han Hoods
Housings

Hoods/Housings for higher environmental requirements / 2 lever locking system

Identification	Part number	Pg	Drawing	Dimensions in mm
<p>Hoods</p> <p>side entry</p> 	09 37 016 1520	1 x 21		
<p>side entry</p> 	09 37 016 0521	1 x 29		
<p>Hoods</p> <p>top entry</p> 	09 37 016 0421	1 x 29		
<p>Protection covers</p> 	metal 09 37 016 5402			

Hoods/Housings for higher environmental requirements / 2 lever locking system

Identification	Part number	Pg	Drawing	Dimensions in mm
<p>Housings, bulkhead mounting</p> 	09 37 016 0301			


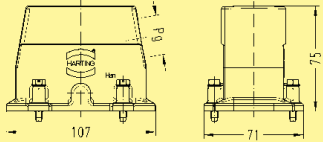

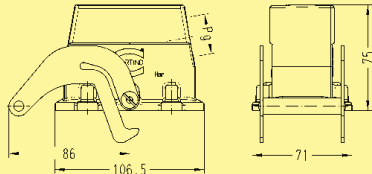

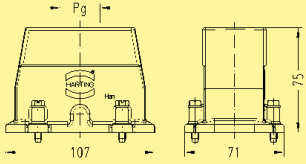

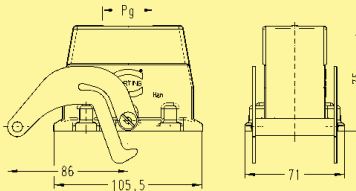
Han Hoods
Housings

Hoods/Housings for higher environmental requirements / 2 lever locking system


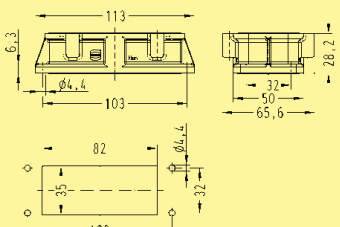

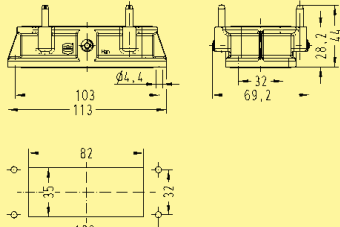
Identification	Part number	Pg	Drawing	Dimensions in mm
Housings, surface mounting side entry	09 37 016 1230	1 x 21		
side entry	09 37 016 0271	2 x 29		
Protection covers	metal 09 37 016 5405			
Hoods, cable to cable top entry	09 37 016 1730	1 x 21		

Han Hoods
Housings

Hoods/Housings for higher EMC requirements / Screw/1 central locking lever locking system

Identification	Part number	Pg	Drawing	Dimensions in mm
Hoods side entry 	09 62 040 0540 09 62 040 0541	1 x 21 1 x 29		107 71 75
Hoods side entry 	with central locking lever 09 62 040 0580 with central locking lever 09 62 040 0581	1 x 21 1 x 29		86 106,5 71 75
Hoods top entry 	09 62 040 0440 09 62 040 0441	1 x 21 1 x 29		107 71 75
Hoods top entry 	with central locking lever 09 62 040 0481	1 x 29		86 105,5 71 75

Hoods/Housings for higher EMC requirements / Screw/1 central locking lever locking system

Identification	Part number	Pg	Drawing	Dimensions in mm
Housings, bulkhead mounting 	09 62 040 0301			113 6,3 103 82 35 103 32 28,2 50 65,6
Housings, bulkhead mounting 	with central locking lever 09 62 040 0381			103 113 82 35 103 32 28,2 69,2

Han Hoods Housings

Hoods/Housings for higher EMC requirements / 2 lever locking system


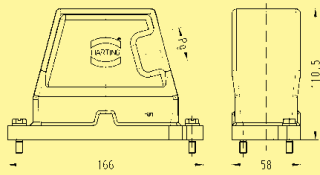

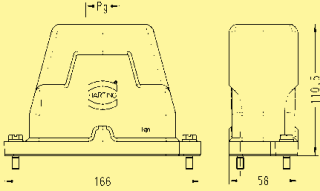

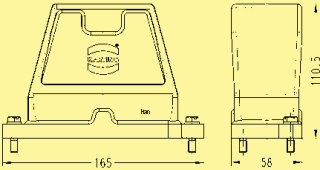
Identification	Part number	Pg	Drawing	Dimensions in mm
Hoods side entry	09 62 816 1520	1 x 21		
Hoods side entry	09 62 816 0521	1 x 29		
Hoods top entry	09 62 816 1420	1 x 21		
Hoods top entry	09 62 816 0421	1 x 29		
Hoods without cable entry	09 62 816 0801	-		

Han Hoods
Housings

Hoods/Housings for higher EMC requirements / 2 lever locking system

Identification	Part number	Pg	Drawing	Dimensions in mm
Housings, bulkhead mounting	09 62 816 0301			
			Panel cut out	

Hoods/Housings for harsh environmental requirements / Screw/toggle locking system

Identification	Image	Part number		Pg	Drawing	Dimensions in mm
		Toggle locking	screw			
Hoods side entry		09 40 016 0502 09 40 016 0503 09 40 016 0504	09 40 016 0512 09 40 016 0513 09 40 016 0514	1 x 21 1 x 29 1 x 36 1 x 21 1 x 29 1 x 36		
Hoods top entry		09 40 016 0402 09 40 016 0403 09 40 016 0404	09 40 016 0412 09 40 016 0413 09 40 016 0414 09 40 016 0432	1 x 21 1 x 29 1 x 36 1 x 21 1 x 29 1 x 36 2 x 21		
Hoods without cable entry			09 40 016 0811	—		

Han Hoods
Housings

Hoods/Housings for harsh environmental requirements / Screw/toggle locking system

Identification	Image	Part number		Pg	Drawing	Dimensions in mm
		Toggle locking	screw			
Housings, bulkhead mounting		09 40 016 0301	09 40 016 0311			
Housings, bulkhead mounting			with metal cover 09 40 016 0317			
Housings, surface mounting side entry			09 40 016 1263	1 x 36		
Housings, surface mounting without cable entry			09 40 016 1201	—		
Protection covers		metal 09 40 016 5401	metal 09 40 016 5411			


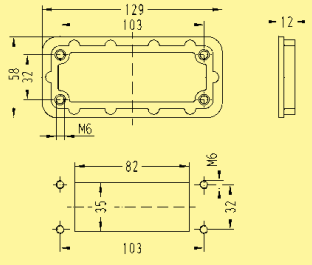
Han Hoods Housings

30
70

¹⁾ not applicable for using Han® HC 650

Stock items in bold type

Hoods/Housings for harsh environmental requirements / Screw/toggle locking system

Identification	Part number		Pg	Drawing	Dimensions in mm
	Toggle locking	screw			
<p>Mounting frames</p> 		09 40 000 9903 ¹⁾		 <p>Panel cut out</p>	

Han Hoods
Housings

¹⁾ not applicable for using Han® HC 650



Metal hoods/housings for industrial applications / 2 lever locking system

Identification	Part number		Pg	Drawing	Dimensions in mm
	Low construction	High construction			
Hoods side entry	09 30 024 1520		1 x 21		
side entry		09 30 024 0520 09 30 024 0521	1 x 21 1 x 29		
side entry		09 30 024 0525	1 x 36		
angled entry		09 30 024 0663	2 x 21		


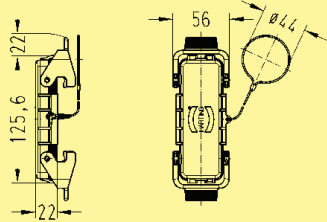

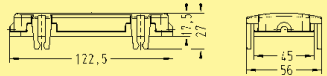
Han Hoods
Housings

Metal hoods/housings for industrial applications / 2 lever locking system


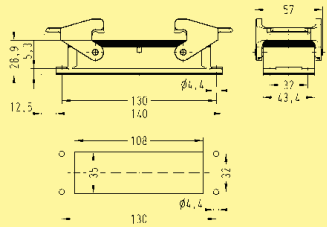

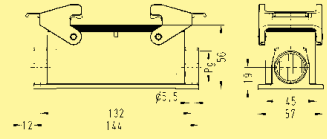

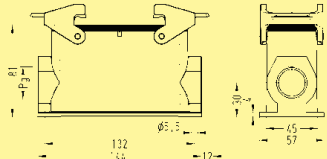
Identification	Image	Part number		Pg	Drawing	Dimensions in mm
		Low construction	High construction			
Hoods top entry		09 30 024 1421		1 x 29		
top entry			09 30 024 0420 09 30 024 0421	1 x 21 1 x 29		
top entry			09 30 024 0425	1 x 36		
top entry			09 30 024 0462 09 30 024 0461	2 x 21 2 x 29		
Hoods without cable entry			09 30 024 0801	—		
Hoods flat cable entry Set of seals see chapter 40			09 30 024 4411			

Han Hoods
Housings

Metal hoods/housings for industrial applications / 2 lever locking system


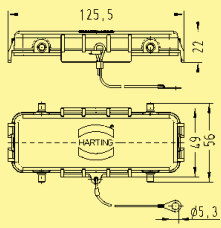

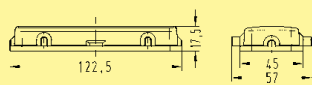

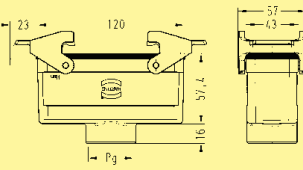

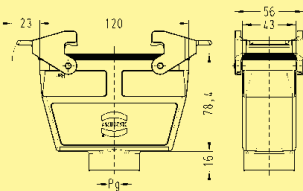

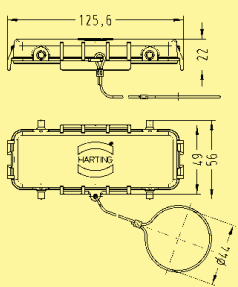
Identification	Part number	Pg	Drawing	Dimensions in mm
Protection covers 	metal 09 30 024 5422	metal 09 30 024 5422		
Dust protection cover 	plastic 09 30 024 5401	plastic 09 30 024 5401		

Metal hoods/housings for industrial applications / 2 lever locking system

Identification	Part number	Pg	Drawing	Dimensions in mm
Housings, bulkhead mounting 	09 30 024 0301			
Housings, surface mounting side entry 	09 30 024 1230 09 30 024 1270			
side entry 		09 30 024 0230 09 30 024 0231 09 30 024 0270 09 30 024 0271	1 x 21 2 x 21 1 x 21 1 x 29 2 x 21 2 x 29	


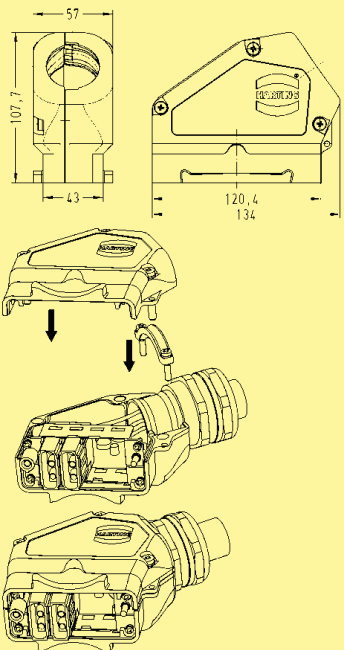

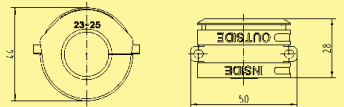
Han Hoods Housings

Metal hoods/housings for industrial applications / 2 lever locking system

Identification	Part number		Pg	Drawing	Dimensions in mm
	Low construction	High construction			
Protection covers 	metal 09 30 024 5425	metal 09 30 024 5425			
Protection covers 	plastic 09 30 024 5405	plastic 09 30 024 5405			
Hoods, cable to cable top entry 	09 30 024 1731		1 x 29		
top entry 		09 30 024 0730 09 30 024 0731	1 x 21 1 x 29		
Protection covers 	metal 09 30 024 5426	metal 09 30 024 5426			


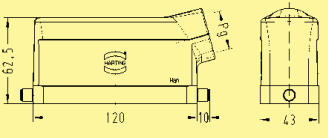
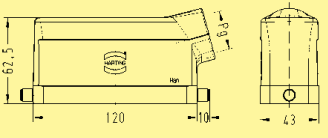

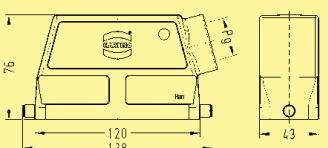
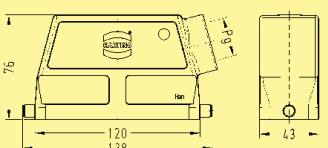

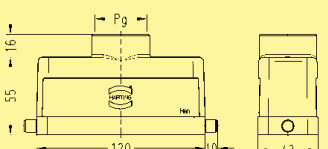
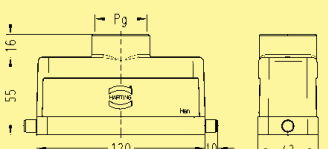


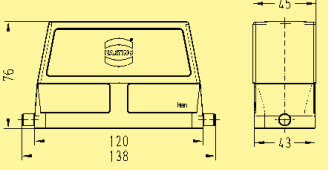
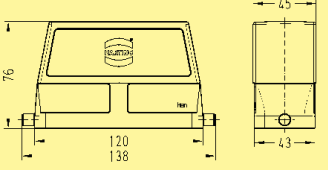

Han Hoods
Housings

Metal hoods/housings for industrial applications / 2 lever locking system

Identification	Part number	Pg	Drawing	Dimensions in mm
<p>Han® Easy Hood side entry</p> 	<p>11 30 024 0520</p>			
<p>Cable seal</p> 	<p>20 ... 22 mm 11 30 000 9955 23 ... 25 mm 11 30 000 9956 26 ... 28 mm 11 30 000 9957 29 ... 31 mm 11 30 000 9958 32 ... 34 mm 11 30 000 9959</p>			

Han Hoods
Housings

Metal hoods/housings for industrial applications / 1 lever locking system

Identification	Part number		Pg	Drawing	Dimensions in mm					
	Low construction	High construction								
Hoods side entry		09 30 024 1540	1 x 21							
							09 30 024 0540 09 30 024 0541 09 30 024 0546	1 x 21 1 x 29 1 x 36		
	09 30 024 1441	1 x 29								
										
Hoods without cable entry		09 30 024 0803	-							
							Protection covers		metal 09 30 024 5432	metal 09 30 024 5432

Han Hoods
Housings

Metal hoods/housings for industrial applications / 1 lever locking system

Identification	Part number		Pg	Drawing	Dimensions in mm
	Low construction	High construction			
Housings, bulkhead mounting		09 30 024 0307			
		with thermo-plastic cover 09 30 024 0304 with metal cover 09 30 024 0318			
Housings, surface mounting side entry		09 30 024 1250 09 30 024 1290			
			09 30 024 0250 09 30 024 0251 09 30 024 0290 09 30 024 0291	1 x 21 2 x 21	
Housings, surface mounting side entry		with thermo-plastic cover 09 30 024 1255 with thermo-plastic cover 09 30 024 1295			
		with thermo-plastic cover 09 30 024 0255 with thermo-plastic cover 09 30 024 0256	1 x 21 1 x 29		
		with thermo-plastic cover 09 30 024 0295 with thermo-plastic cover 09 30 024 0296	2 x 21 2 x 29		


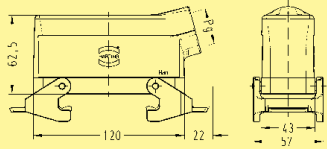
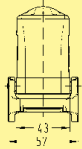
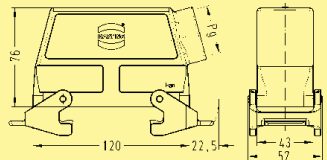

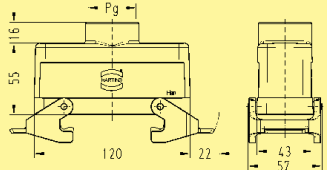

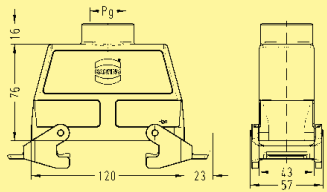
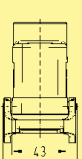
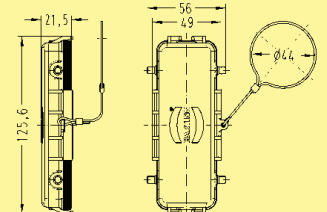
Han Hoods Housings

Metal hoods/housings for industrial applications / 1 lever locking system

Identification	Image	Part number		Pg	Drawing	Dimensions in mm
		Low construction	High construction			
Housings, surface mounting side entry		with metal cover 09 30 024 2295		2 x 21		
side entry			with metal cover 09 30 024 2297	2 x 21		
Hoods, cable to cable top entry		09 30 024 1751		1 x 29		
top entry			09 30 024 0751	1 x 29		
Protection covers		metal 09 30 024 5436	metal 09 30 024 5436			


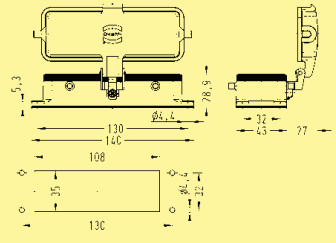

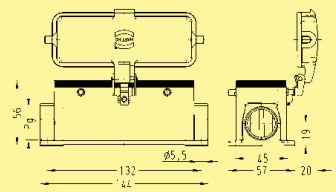

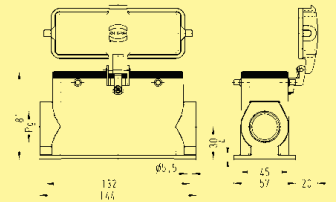
Han Hoods
Housings

Metal hoods/housings for industrial applications / 2 lever locking system

Identification	Part number		Pg	Drawing	Dimensions in mm
	Low construction	High construction			
Hoods side entry		09 30 024 1530	1 x 21		
side entry			09 30 024 0530	1 x 21	
			09 30 024 0531	1 x 29	
Hoods top entry		09 30 024 1431	1 x 29		
top entry			09 30 024 0430	1 x 21	
			09 30 024 0431	1 x 29	
Protection covers		metal 09 30 024 5442	metal 09 30 024 5442		


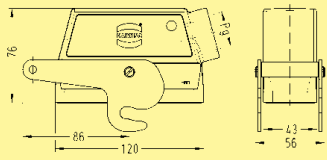

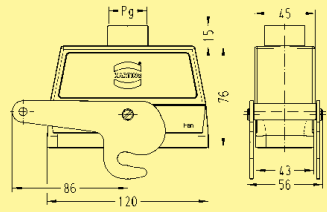
Han Hoods
Housings

Metal hoods/housings for industrial applications / 2 lever locking system


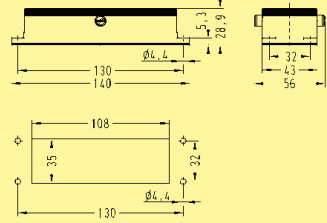

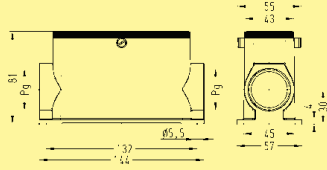
Identification	Part number		Pg	Drawing	Dimensions in mm
	Low construction	High construction			
Housings, bulkhead mounting 	with thermo-plastic cover 09 30 024 0302 with metal cover 09 30 024 0317				Panel cut out
Housings, surface mounting side entry 	with thermo-plastic cover 09 30 024 1220 with thermo-plastic cover 09 30 024 1260 with metal cover 09 30 024 2260		1 x 21 2 x 21 2 x 21		Blind way for one cable entry
side entry 	with thermo-plastic cover 09 30 024 0220 with thermo-plastic cover 09 30 024 0221 with thermo-plastic cover 09 30 024 0260 with thermo-plastic cover 09 30 024 0261 with metal cover 09 30 024 2262 with metal cover 09 30 024 2263		1 x 21 1 x 29 2 x 21 2 x 29 2 x 21 2 x 29		Blind way for one cable entry

Han Hoods Housings

Metal hoods/housings for industrial applications / 1 central locking lever locking system

Identification	Part number		Pg	Drawing	Dimensions in mm
	Low construction	High construction			
Hoods side entry 		09 30 024 0580 09 30 024 0581	1 x 21 1 x 29		
Hoods top entry 		09 30 024 0480 09 30 024 0481	1 x 21 1 x 29		

Metal hoods/housings for industrial applications / 1 central locking lever locking system

Identification	Part number		Pg	Drawing	Dimensions in mm
	Low construction	High construction			
Housings, bulkhead mounting 	09 30 024 0381			 Panel cut out	
Housings, surface mounting side entry 		09 30 024 0281	2 x 29		

Han Hoods
Housings

Hoods/Housings for higher environmental requirements / 2 lever locking system


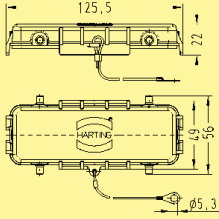
Identification		Part number	Pg	Drawing	Dimensions in mm
Hoods side entry		09 37 024 1520	1 x 21		
side entry		09 37 024 0521	1 x 29		
Hoods top entry		09 37 024 0421	1 x 29		
Protection covers		metal 09 37 024 5402			

Hoods/Housings for higher environmental requirements / 2 lever locking system

Identification		Part number	Pg	Drawing	Dimensions in mm
Housings, bulkhead mounting		09 37 024 0301			
Housings, surface mounting side entry		09 37 024 0271	2 x 29		


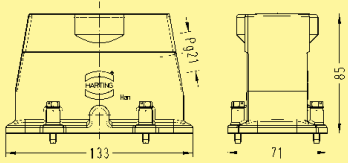

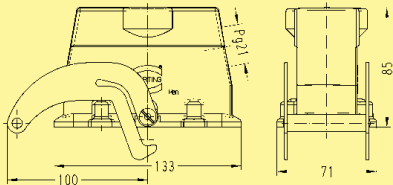

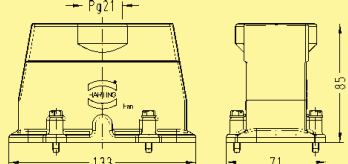

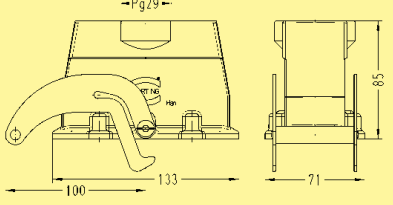
Han Hoods
Housings

Hoods/Housings for higher environmental requirements / 2 lever locking system


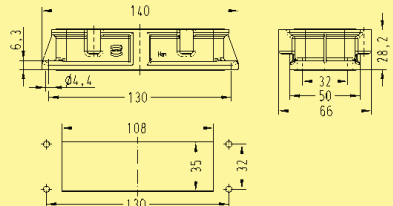

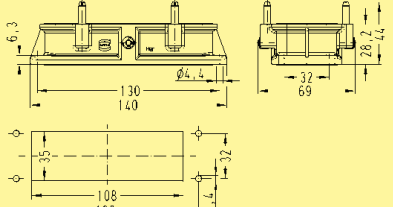
Identification	Part number	Pg	Drawing	Dimensions in mm
<p>Protection covers</p> 	<p>metal 09 37 024 5405</p>			

Han Hoods
Housings

Hoods/Housings for higher EMC requirements / Screw/1 central locking lever locking system

Identification	Part number	Pg	Drawing	Dimensions in mm
Hoods side entry 	09 62 064 0540 09 62 064 0541	1 x 21 1 x 29		
Hoods side entry 	with central locking lever 09 62 064 0580 with central locking lever 09 62 064 0581	1 x 21 1 x 29		
Hoods top entry 	09 62 064 0440 09 62 064 0441 09 62 064 0442	1 x 21 1 x 29 1 x 36		
Hoods top entry 	with central locking lever 09 62 064 0481	1 x 29		

Hoods/Housings for higher EMC requirements / Screw/1 central locking lever locking system

Identification	Part number	Pg	Drawing	Dimensions in mm
Housings, bulkhead mounting 	09 62 064 0301		 Panel cut out	
Housings, bulkhead mounting 	with central locking lever 09 62 064 0381		 Panel cut out	

Han Hoods Housings

Hoods/Housings for higher EMC requirements / 2 lever locking system


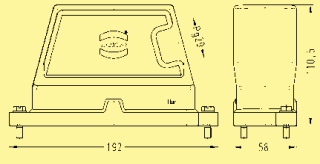

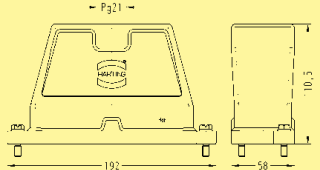

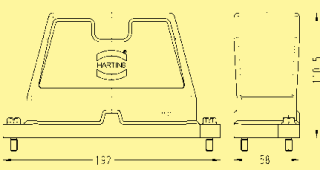
Identification	Part number		Pg	Drawing	Dimensions in mm
	Low construction	High construction			
Hoods side entry	09 62 824 1520		1 x 21		
Hoods side entry		09 62 824 0521	1 x 29		
Hoods top entry	09 62 824 1421		1 x 29		
Hoods top entry		09 62 824 0421	1 x 29		
Hoods without cable entry		09 62 824 0801	—		

Han Hoods
Housings

Hoods/Housings for higher EMC requirements / 2 lever locking system


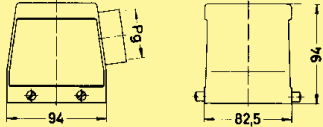

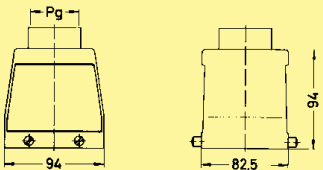
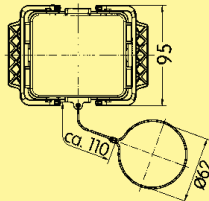
Identification	Part number		Pg	Drawing	Dimensions in mm
	Low construction	High construction			
Housings, bulkhead mounting	09 62 824 0301				
				Panel cut out	

Hoods/Housings for harsh environmental requirements / Screw/toggle locking system


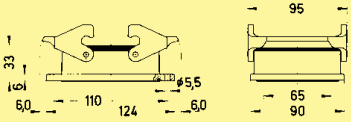


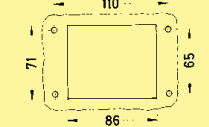
Identification	Part number		Pg	Drawing	Dimensions in mm
	Toggle locking	screw			
Hoods side entry 	09 40 024 0503 09 40 024 0504	09 40 024 0513 09 40 024 0514	1 x 29 1 x 36 1 x 29 1 x 36		
Hoods top entry 	09 40 024 0403 09 40 024 0404	09 40 024 0412 09 40 024 0413 09 40 024 0414 09 40 024 0433	1 x 29 1 x 36 1 x 21 1 x 29 1 x 36 2 x 29		
Hoods without cable entry 		09 40 024 0811	-		

Han Hoods
Housings

Metal hoods/housings for industrial applications / 2 lever locking system

Identification	Part number	Pg	Drawing	Dimensions in mm
<p>Hoods</p> <p>side entry</p> 	<p>09 30 032 0521</p> <p>09 30 032 0522</p> <p>09 30 032 0523</p>	<p>1 x 29</p> <p>1 x 36</p> <p>1 x 42</p>		
<p>Hoods</p> <p>top entry</p> 	<p>09 30 032 0421</p> <p>09 30 032 0422</p> <p>09 30 032 0423</p>	<p>1 x 29</p> <p>1 x 36</p> <p>1 x 42</p>		
<p>Protection covers</p>	<p>metal</p> <p>09 30 032 5420</p>			


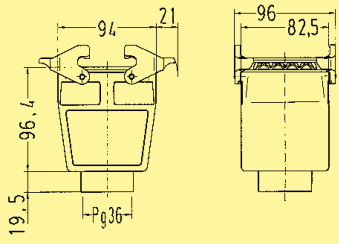

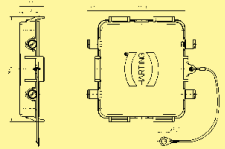

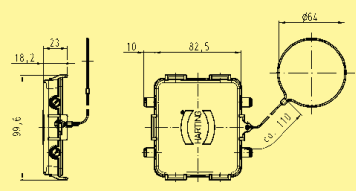
Metal hoods/housings for industrial applications / 2 lever locking system

Identification	Part number	Pg	Drawing	Dimensions in mm
<p>Housings, bulkhead mounting</p> 	<p>09 30 032 0301</p>		 <p>Panel cut out</p> 	
<p>Housings, surface mounting</p> <p>side entry</p> 	<p>09 30 032 0231</p> <p>09 30 032 0232</p> <p>09 30 032 0271</p> <p>09 30 032 0272</p> <p>09 30 032 0273</p>	<p>1 x 29</p> <p>1 x 36</p> <p>2 x 29</p> <p>2 x 36</p> <p>2 x 42</p>	 <p>Blind way for one cable entry</p>	

Han Hoods
Housings

* usable for two inserts of size 16 B
Stock items in bold type


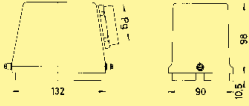

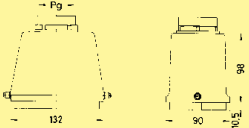
Metal hoods/housings for industrial applications / 2 lever locking system

Identification	Part number	Pg	Drawing	Dimensions in mm
Hoods, cable to cable top entry 	09 30 032 0731 09 30 032 0732 09 30 032 0733	1 x 29 1 x 36 1 x 42		
Protection covers 	metal 09 30 032 5425			
Protection covers for hoods cable to cable 	metal 09 30 032 5426 metal 09 30 032 5427			


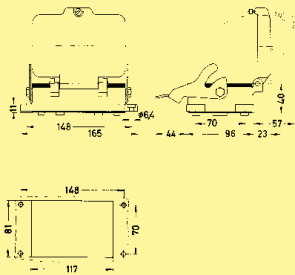

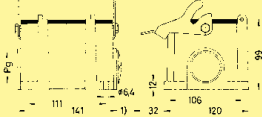

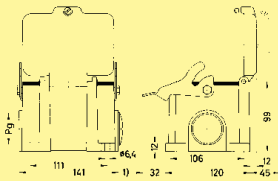
Han Hoods
Housings

* usable for two inserts of size 16 B
Stock items in bold type

Metal hoods/housings for industrial applications / 1 lever locking system


Identification		Part number	Pg	Drawing	Dimensions in mm
Hoods side entry		09 30 048 0540 09 30 048 0541 09 30 048 0542	1 x 29 1 x 36 1 x 42		
Hoods top entry		09 30 048 0440 09 30 048 0441 09 30 048 0442	1 x 29 1 x 36 1 x 42		

Metal hoods/housings for industrial applications / 1 lever locking system

Identification		Part number	Pg	Drawing	Dimensions in mm
Housings, bulkhead mounting		with thermo-plastic cover 09 30 048 0301 with metal cover 09 30 048 0317			
Housings, surface mounting side entry		09 30 048 0290 09 30 048 0291	2 x 29 2 x 36	 1) Blind way	
side entry		09 30 048 0295 09 30 048 0296 09 30 048 2295 09 30 048 2296	2 x 29 2 x 36 2 x 29 2 x 36	 1) Blind way	

Han Hoods
Housings

* usable for two inserts of size 24 B
Stock items in bold type



Han Hoods
Housings



Pushing Performance

HARTING Technology Group

1370 Bowes Road
Elgin, IL 60123 USA
Phone 1 (847) 741-1500
info@HARTING.com
www.HARTING-usa.com