

# HUBBELL® Safety Product Guide



**think SAFETY...**  
**think HUBBELLSAFE**



# Hubbell Safety Product Guide

## Table of Contents



**Hubbell Safe** ..... 3

**Watertight Wiring Devices** ..... 4-5

Watertight Safety-Shroud® Twist-Lock®; Watertight Devices;  
IEC Pin & Sleeve; UL/CSA Enclosure Type 4X Box



**Ground Fault Circuit Interrupters** ..... 6-7

Receptacles; Portables; Sensing Modules; Circuit Testers

**Temporary Power** ..... 8-9

SPIDER® II Temporary Power Boxes; Portable Outlet Boxes;  
LINKOSITY®



**Motor Control** ..... 10-11

Circuit-Lock® Unfused and Fused Disconnect Switches;  
Manual Motor Controllers; MotorQuick®

**Wire Management** ..... 12-13

Kellems® Strain Relief; Kellems® Support Grips;  
PolyTuff® Non-Metallic Liquidtight Conduit and Tubing

**Arc Flash Safety** ..... 14

Panel-Safe™; Mechanical Interlocks



**Lockout, Tagout** ..... 15

PLUGOUT®; SWITCHOUT®; Locking Switches

**Cable Protection** ..... 16

Industrial and Commercial Cord Reels

**Hose and Cable Protection Systems** ..... 17

TrukTrak®, TredTrak® and AccessTrak®



**Specialty Devices** ..... 18-19

HBL5262 Series Receptacles; Tamper-Resistant and  
Water Resistant Duplex Receptacles; Corrosion Resistant Devices;  
Weatherproof Covers



The safety of people and equipment matter most

## Too costly to ignore

Hubbell believes that every employee in every business has the right to a safe working environment. Not only is safety the key to allowing people to be confident and secure in their jobs, it is also critical to enhancing productivity, reducing downtime and avoiding significant accident expenses—all of which leads to sustainability and a lower Total Cost of Ownership (TCO).

## Ensuring safety everywhere

Potential safety hazards exist in almost every workplace environment—from open office areas and factory floors, to construction sites and retail spaces. That's why all employers are required to comply with strict safety codes and regulations. Many businesses pride themselves on the number of accident-free days, which is achieved through established formal safety programs that include training, ongoing safety evaluations and documentation.



Hubbell Wiring Systems is committed to helping our customers maintain a safe workplace environment. Since introducing the first safety receptacle that set the industry standard,

Hubbell has always been focused on safety. That's why Hubbell products are designed and developed to first provide maximum safety against injury and the potential dangers of electricity.

- Hubbell Twist-Lock® plugs and receptacles ensure mating only with the correct voltage and amperage.
- Hubbell's full line of watertight devices provides protection against electrical shock in wet environments.
- All Hubbell ground fault receptacles and temporary power distribution systems provide a high level of personnel protection.
- Hubbell Circuit-Lock® disconnects and MotorQuick® motor controllers enable safe control and disconnection of power in the industrial environment
- Lockout-tagout features and devices offer a means to protect employees by avoiding unintentional energizing of equipment during diagnostics or repair.
- Hubbell wire management and hose and cable protection systems safeguard cables and cords, ultimately protecting people by preventing damaged circuits and minimizing trip hazards.



## An essential core value

As an industry leader, Hubbell is extremely involved with regulatory associations and has an extensive knowledge of codes and regulations that businesses must comply with to ensure safety and reduce risk. From the latest version of the National Electric Code® (NEC) to NEMA requirements and OSHA regulations, Hubbell products comply with the latest codes to help our customers ensure proper safety in the workplace. As part of our ongoing commitment to safety, Hubbell holds numerous ShopTalk™ Seminars across the nation to provide up-to-date information on safety requirements, potential safety risks and products and solutions.

Hubbell understands the importance of making safety a core value in every business and the cost of non-compliance. Keeping people and equipment safe with Hubbell products reduces risk and liability.



**Think safety.  
Think Hubbell.**

# Connections for Wet and Damp Locations



## Watertight Devices

When it comes to safety, most everyone knows that water and electricity can create a dangerous environment. From harsh factory and construction sites to laboratories and outdoor applications, ensuring a watertight seal for electrical devices is critical to ensuring maximum safety of personnel in any wet environment. Hubbell Watertight Twist-Lock® devices have become the industry standard for maintaining a watertight seal when in use and when disconnected as well as preventing unintentional disconnects.

### Watertight Safety-Shroud® Twist-Lock®



- Maintains UL/CSA Enclosure Type 4X watertight seal when in use and when disconnected
- Constructed from engineered high impact thermoplastic for heavy-duty industrial applications
- Shroud meets or exceeds California OSHA 2510.7(6) electrical safety requirement for "skirted plugs" Title 8 Division 1 Chapter 4

### Watertight Devices



- Double insulated elastomeric cover and thermoplastic body for extra safety and water resistance
- Exclusive triple by-pass sealing system
- Corrosion-resistant nickel plated blades and stainless steel captive assembly screws
- NEMA 4, 4X, 6, 6P, IP65, IP66, IP67

NEMA Enclosure Type No.	IEC Enclosure Classification Designation	Basic Description
3R	IP14	Rainproof and Sleet (Ice) Resistant- Outdoor
4	IP56	Watertight and Dusttight- Indoor and Outdoor
4X	IP56	Watertight, Dusttight and Corrosion-Resistant - Indoor and Outdoor
6	IP67	Watertight, Dusttight and Sleet (Ice) Resistant- Indoor and Outdoor
12	IP52	Industrial Use, Dusttight and Driptight- Indoor

### Ordering Information



#### Watertight Locking Devices

NEMA Rating Color Coded by Voltage	Poles/ Wires	Watertight Safety-Shroud®			Watertight		
		Plug	Connector	Receptacle	Plug	Connector	Receptacle
15A 125V	L5-15 2P/3W	—	—	—	24W47H	25W47H	65W47H
15A 277V AC	L7-15 2P/3W	—	—	—	24W34H	25W34H	65W34H
20A 125V	L5-20 2P/3W	HBL2311SW	HBL2313SW	HBL2310SW	26W47H	27W47H	67W47H
20A 250V	L6-20 2P/3W	HBL2321SW	HBL2323SW	HBL2320SW	26W48H	27W48H	67W48H
20A 277V AC	L7-20 2P/3W	HBL2331SW	HBL2333SW	HBL2330SW	26W49H	27W49H	67W49H
20A 3Ø 250V	L15-20 3P/4W	HBL2421SW	HBL2423SW	HBL2420SW	26W75H	27W75H	67W75H
30A 3Ø 250V AC	L15-30 3P/4W	HBL2721SW	HBL2723SW	HBL2720SW	28W75H	29W75H	69W75H
30A 3Ø 480V AC	L16-30 3P/4W	HBL2731SW	HBL2733SW	HBL2730SW	28W76H	29W76H	69W76H



## Watertight Devices

For food processing and waste water applications, Hubbell Watertight IEC Pin & Sleeve devices ensure watertight performance while protecting users with a super tough, non-conductive housing and shrouded contact pins. The opening on the plug shroud accommodates lockout/tagout locks for maximum safety while the UL Enclosure Type 4X Box offers a variety of watertight connections and provides maximum safety for use with Straight Blade and Twist-Lock® devices.

### IEC Pin & Sleeve



- Superior construction and engineered materials for maximum durability
- Sequential contact engagement ensures the ground mates first and breaks last
- Thermoset polyester interiors provide unsurpassed ability to withstand high amounts of heat which may result from overload or arcing

### UL Enclosure Type 4X Box



- One step self-latching, spring loaded gasketed cover for maintaining maximum reliability and protection when not in use
- Corrosion, impact and chemical resistant Valox® enclosure
- Available in common NEMA configurations, pre-wired for installation simplicity



### NEC® 300.6(D) (Indoor Wet Locations)

For indoor wet locations where walls are frequently washed or where there are surfaces of absorbent materials, such as wood, the wiring system where exposed, including boxes, fittings, raceway and cable shall be mounted so that there is at least 1/4 inch (6mm) airspace between it and the wall or supporting surface.

### NEC® 110.11 (Electrical Installations)

Unless identified for use in the operating environment, no conductors or equipment shall be located in damp or wet locations.

## Ordering Information

### IEC Watertight Pin & Sleeve

Rating Color Coded by Voltage	Poles/Wires	Plug, Connector and Receptacle
20A 3Ø 480V	3P 4W	<b>HBL420x7W</b>
30A 3Ø 250V	3P 4W	<b>HBL430x9W</b>
30A 3Ø 480V	3P 4W	<b>HBL430x7W</b>
30A 3Ø 600V	3P 4W	<b>HBL430x5W</b>
30A 3ØY 277/480V	4P 5W	<b>HBL530x7W</b>
60A 250V	3P 4W	<b>HBL460x9W</b>
60A 3ØY 120/208V	4P 5W	<b>HBL560x9W</b>
60A 3Ø 480V	3P 4W	<b>HBL460x7W</b>
60A 3Ø 600V	3P 4W	<b>HBL460x5W</b>
100A 250V	3P 4W	<b>HBL4100x9W</b>
100A 3ØY 120/208V	4P 5W	<b>HBL5100x9W</b>
100A 3Ø 480V	3P 4W	<b>HBL4100x7W</b>
100A 3Ø 600V	3P 4W	<b>HBL4100x5W</b>

x= device; P (Plug), C (Connector), and R (Receptacle)

### Conduit Feed UL Type 4X Rated



Straight Blade Rating	Catalog Numbers
20A 125V	<b>MCWF2010*</b>
Watertight Safety-Shroud® Twist-Lock® Rating	Catalog Numbers
20A 125V	<b>MCWF2020</b>
20A 250V	<b>MCWF2030</b>
20A 277V	<b>MCWF2040</b>
20A 125/250V	<b>MCWF2070</b>
20A 3Ø 250V	<b>MCWF2080</b>
20A 3Ø 480V	<b>MCWF2090</b>
30A 125V	<b>MCWF2050</b>
30A 250V	<b>MCWF2060</b>
30A 125/250V	<b>MCWF2100</b>
30A 3Ø 250V	<b>MCWF2110</b>
30A 3Ø 480V	<b>MCWF2120</b>
30A 3Ø 600V	<b>MCWF2130</b>

\* Type 4X Rating with cover closed



Valox® is a registered trademark of SABIC Innovative Plastics acquired from GE.

## Ground Fault Circuit Interrupters (GFCIs)

Required by code, receptacles in any wet area must all be protected with ground fault circuit interrupters (GFCIs) that stop the flow of electric current to protect people in the presence of a ground fault. Hubbell offers AUTOGUARD™ and standard heavy duty GFCI receptacles. AUTOGUARD™ is a self-test version that continually tests electronic circuitry automatically. The AUTOGUARD™ unit features a green LED to indicate “power-on” and a red LED that is both a “trip indicator” when solid, and an “end of life indicator” when flashing. The GFCI sensing modules work in conjunction with hydraulic magnetic circuit breakers to interrupt power in the event of a ground fault condition.

### Extra Heavy Duty GFCI Receptacles



- Patented tamper-resistant design limits improper access to energized contacts
- Heavy duty brass bridge to withstand abuse
- Self-Test units continually tests and monitors for protection automatically
- No power at device face if reverse wired, eliminating false assumption of protection
- 10 kA Short Circuit Current Rating

### Sensing Modules



- Monitors electrical circuit with no direct load present at the module
- Hydraulic breakers available from 1 to 50 AMP meets
- 120 and 240 volt modules available in automatic or manual “safe start” reset versions
- Enclosure Type 4X rating
- UL 1053 Compliant



For non-residential installations all 125V 15 and 20 AMP receptacles installed in locations specified in **NEC® Article 210.8(B)(1)FR-(8)** shall have ground fault circuit interrupter protection for personnel. These areas include:

- (1) Bathrooms
- (2) Kitchens
- (3) Roof Tops
- (4) Outdoors
- (5) Sinks (within 6' of edge)
- (6) Indoor Wet Locations
- (7) Locker Rooms / Shower Facilities
- (8) Garages / Service Bays



### Ordering Information

#### Extra Heavy Duty GFCI Receptacles

NEMA	Rating	Color	Tamp-Resistant/Weather Resistant AUTOGUARD™	
			Self Test	Circuit Guard®
Ⓞ Ⓜ	15A	Brown	<b>GFR5262SG</b>	<b>GFR5262TR</b>
	125V	Other	<b>GFR5262SGxx</b>	<b>GFR5262xxTR</b>
Ⓞ Ⓜ	20A	Brown	<b>GFR5362SG</b>	<b>GFR5362TR</b>
	125V	Other	<b>GFR5362SGxx</b>	<b>GFR5362xxTR</b>

x= color: BK (Black), GY (Gray), I (Ivory), R (Red) and W (White)

#### Circuit Guard® Hard Wired 30A GFCI UL Type 4X Rated

Description	Voltage	Alarm	Catalog Number
Hard wired;	120V AC	None	<b>GFHW13x05</b>
manual and	120V AC	Audible	<b>GFHW13x15</b>
automatic set	240V AC	None	<b>GFHW23x05</b>
GFCIs.	240V AC	Audible	<b>GFHW23x15</b>
	120/240V AC	Audible	<b>GFHW33x15</b>
	3Ø 250V AC	None	<b>GFHW53x</b>
	3Ø 120/208V AC	None	<b>GFHW43x</b>

x= 1 (Automatic) or 0 (Manual) Set

#### GFCI Sensing Module 50A Maximum

Description	Catalog Number
120V AC Sensing Module	<b>GFSM120x</b>
240V AC Sensing Module	<b>GFSM240x</b>

x= A (Automatic) or M (Manual) Set

#### GFCI Sensing Module Circuit Breakers

Catalog Number Configurator.  
Example: **GFSCMB120401P**

GFSCMB	120	40	1P
Ground Fault Sensing Module	120 Volt	1 thru 50 Amp	1P
Circuit Breaker	240 Volt	50 Amp	2P
	120/240 Volt		3P

#### Circuit Guard® Plug-In GFCI Portable

Description	Catalog Number
15A, 120V AC Three outlet plug-in	<b>GFPP315A</b>

#### GFI Tester

Description	Catalog Number
120V AC Ground fault tester	<b>GFT2G</b>

NEC® is a registered trademark of the National Fire Protection Association (NFPA).



## Ground Fault Circuit Interrupters (GFCIs)

GFCIs are also critical for protecting people when using portable line cords and outlets in a variety of indoor and outdoor applications. Hubbell Circuit Guard GFCI line cords are available with an Automatic Set feature for providing safety in applications where equipment is intended for continuous use but where temporary power failure is undesirable such as pumps, pressure washers or portable lighting. Manual Set GFCIs are also available for applications where operator injury might occur if equipment were to restart after a power failure such as drills, saws, lathes and grinders. "Portable GFCI" provides open-neutral protection for temporary power applications.

### Portable GFCI Line Cords



- Provides a watertight housing for maximum safety in harsh environments
- Available with either automatic and manual set feature to fit the application
- Bright indicator light provides fault confirmation from a distance

### Portable GFCI Outlets



- Ideal for providing safety in applications requiring multiple outlets
- Features gasketed cover to protect outlets not in use
- Ensures safety by interrupting power when leakage to ground is 4 to 6 milliamperes



### NEC® 590.6(A)

All 125-volt, single-phase, 15-, 20-, and 30-ampere receptacle outlets that are not a part of the permanent wiring of the building or structure and that are in use by personnel shall have ground-fault circuit-interrupter protection for personnel. For the purposes of this section, cord sets or devices incorporating listed ground-fault circuit-interrupter protection for personnel identified for portable use shall be permitted.

### Ordering Information

#### Circuit Guard® Portable GFCI Line Cords



Description	Length	GFCI Cord Line	w/ Stripped Leads
15A 120V AC	18 in.	<b>GFP4C15x</b>	—
	6 ft.	<b>GFP6C15x</b>	—
	15 ft.	—	<b>GFPOEMx</b>
	25 ft.	<b>GFP25C15x</b>	—
20A 120V AC	3 ft.	<b>GFP3C20M</b>	—

x= A (Automatic) or M (Manual) Set

#### Circuit Guard® Portable GFCI Line Cords



Rating	Length	Single	Triple Tap	w/ Flying Leads
15A 120V AC	2 ft.	<b>GFP2Cx</b>	<b>GFP2TTx</b>	—
	15 ft.	—	—	<b>GFP15Lx</b>
	25 ft.	<b>GFP25Cx</b>	<b>GFP25TTx</b>	—
	35 ft.	—	—	<b>GFP35Lx</b>

x= A (Automatic) or M (Manual) Set

#### Circuit Guard® In-Line GFCI



Description	Single	Triple Tap	Locking
15A 120V AC	<b>GFPIL15125x</b>	<b>GFPIL15125TRIx</b>	—
20A 120V AC	—	—	<b>GFPIL20125LKx</b>
20A 250V AC	—	—	<b>GFPIL20250LKx</b>

x= A (Automatic) or M (Manual) Set

#### Circuit Guard® Wired On Straight Blade Portable GFCI Plugs



Description	Cat. No.
15A 125V AC Industrial Grade	
Manual set; plug; black	<b>GFP5266C</b>
Manual set; plug; yellow	<b>GFP5266CY</b>
Manual Set; plug with 1 ft. Line cord	<b>GFP1C</b>

#### Commercial Grade

Description	Cat. No.
Field Wireable; black	<b>GFP515x</b>

x= A (Automatic) or M (Manual) Set

#### Multiple Outlet Portable GFCI



Description	Rating	Cat. No.
4-Outlet; 2-Duplex; 15A 120V AC Manual Set	20A 120V AC	<b>GFP15M</b> <b>GFP20M</b>

#### GFCI Module UL Type 3R Rated



Rating	Description	Cat. No.
20A, 120V AC; 60 Hz	Manual set	<b>GFM20</b>
	Auto set	<b>GFM20A</b>

# Delivery of Safe Convenient Temporary Power



**NEC® 110.12 Mechanical Execution of Work.** Electrical equipment shall be installed in a neat and workmanlike manner.

**NEC® 110.12(A) (Unused Openings)** Unused openings, other than those intended for the operation of equipment, those intended for mounting purposes, or those permitted as part of the design for listed equipment, shall be closed to afford protection substantially equivalent to the wall of the equipment.



## Temporary Power

Construction sites and outdoor events need to ensure maximum safety when providing temporary electrical power for equipment and lighting, especially since these applications involve frequent plug-ins and disconnects. Hubbell temporary power distribution systems come in a variety of device types for protecting people against electrical shock in a wide range of applications and job sites.

### SPIDER® II Temporary Power Boxes



- Incorporates the most advanced ground fault module technology for safety
- Accommodates watertight straight blade and Safety-Shroud® Twist-Lock® receptacles
- Heavy Duty UL Type 3R metallic enclosure

### Portable Outlet Boxes



- Provides a safe rugged portable enclosure that can be used in many applications and complies with NEC® 110.12 regarding unused cable openings in metallic boxes
- Provides Type 3R protection with weatherproof cover plates
- Maximize strain relief protection with the addition of a Kellems® mesh grip

### Ordering Information




#### Temporary Power Boxes

Max Rating	Type	Receptacle Rating	Protection Overload/GFI	Receptacle Type	
				Straight Blade	Twist-Lock®
Spider® II 30A, 120/240V AC	(7) Receptacles (1) Twist-Lock® (inlet & outlet)	20A, 125V 30A, 120/240V	Yes/Yes No/No	<b>SDSB1A</b>	<b>SDTL1A</b>
Spider® II 50A, 120/240V AC	(7) Receptacles (1) Twist-Lock® (inlet & outlet)	20A, 125V 50A, 125/250V	Yes/Yes No/No	<b>SBSB1A</b>	<b>SBTL1A</b>
Spider® II 60A, 3Ø 120/208V	(6) Receptacles (1) Pin and Sleeve (inlet & outlet)	20A, 125V 60A, 3ØY, 120/208V	Yes/Yes No/No	<b>SCSB0</b>	<b>SCTL0</b>
Spider® II 50A 125/240V AC	(6) Receptacles (1) (1) Twist-Lock® (1) Twist-Lock® (inlet & outlet)	20A, 125V 30A, 250V 50A 125/250V	Yes/Yes Yes/No No/No	<b>TPDS</b>	<b>TPDL</b>

#### Portable Outlet Boxes and Plates

Description	Catalog Numbers
Box with cord strain relief, with one blank cover plate	<b>HBLPOB1</b>
Box with cord strain relief, with two duplex (indoor) cover plates	<b>HBLPOB1D*</b>
Blank, non-metallic FS cover plate with foam gasket, gray	<b>HBLP14FS</b>
Duplex, non-metallic FS cover plate, gray	<b>HBLP8FS*</b>
Single receptacle (1.39"), non-metallic FS cover plate, gray	<b>HBLP7FS</b>
Single receptacle (1.56"), non-metallic FS cover plate, gray	<b>HBLP720FS</b>
Rectangular opening, non-metallic FS cover plate, gray	<b>HBLP26FS</b>

\* Add Y for Yellow



NEC® is a registered trademark of the National Fire Protection Association (NFPA).





## Modular Power

Factories and industrial environments often need flexible power distribution systems for all types of equipment. Hubbell LINKOSITY® modular power distribution system is ideal for ensuring safety when providing flexible power in these applications. Hubbell LINKOSITY® provides the necessary system components to create code compliant safe installations.

### LINKOSITY®



- Reconfigurable factory defined assemblies that can be easily installed as a cost effective alternative to conventional wiring methods
- Cables are UL Type TC-ER with the crush and impact resistance of metal clad cable for maximum safety in industrial environments
- Enables fast installation and high technical performance for 20A and 30A circuits up to 600V
- Power assemblies available in straight blade and Twist-Lock® receptacles



**NEC® Article 670** on Industrial Machinery refers to NFPA 79-2007, Electrical Standard for Industrial Machinery where sections 14.1.2.2 and 14.1.5.1 specifically indicate that molded connections factory-applied to cable and cords are to be permitted.

### NEC® 336.10(7)

Permits type TC-ER cable in transitions between cable trays and the utilization equipment or devices when secured at intervals not more than 6 ft without continuous support.

### Ordering Information

#### Power Components 20A, 30A up to 600V Cables and Receptacles



Device Type	Ratings	Wires	Conductor Colors**	Length (ft.)
<b>PH</b> Double Ended Cable - Male/Female Straight	<b>20</b> 20A up to 600V	<b>02 - 05</b>	<b>PA</b> Green/Yellow; Black (all others)	<b>001</b> 1'
<b>PM</b> Male Single Ended Straight				<b>005</b> 5'
<b>PN</b> Male Single Ended 90°	<b>23</b> 20A up to 600V Specialty construction (Includes isolated ground on 6 wire and 10AWG super neutral conductor on 5 and 6 wire devices)	<b>03</b> <b>04</b> <b>05</b> <b>06</b>	<b>PB</b> Green/Yellow White Black (all others)	<b>010</b> 10'
<b>PG</b> Female Single Ended Straight				<b>015</b> 15'
<b>PF</b> Female Single Ended 90°				<b>020</b> 20'
<b>PQ</b> Double Ended Cable with Female 90°				<b>025</b> 25'
<b>PR</b> Double Ended Cable with Male 90°				<b>030</b> 30'
<b>PS</b> Double Ended Cable with (2) 90° Connectors				<b>035</b> 35'
<b>RF</b> Female Receptacle; ½" N.P.T. rear thread				<b>040</b> 40'
<b>RM</b> Male Receptacle (Inlet); ½" N.P.T. rear thread	<b>30</b> 30A up to 600V	<b>04</b>	**other color codes available upon request	<b>045</b> 45' <b>050</b> 50'

Example Catalog Number: **PH2306PB05**

#### LINKOSITY® Tees

Description	Catalog Numbers
M/F/F Tee, 20A, 2P	<b>TX2002002002T00</b>
M/F/F Tee, 20A, 3P	<b>TX2003002003T00</b>
M/F/F Tee, 20A, 4P	<b>TX2004002004T00</b>
M/F/F Tee, 20A, 5P	<b>TX2005002005T00</b>
M/F/F Tee, 20A SNIG, 4P	<b>TX2304002304T00</b>
M/F/F Tee, 20A SNIG, 6P	<b>TX2306002306T00</b>
M/F/F Tee, 20A SNIG, A Phase Tap	<b>TX2306002304A00</b>
M/F/F Tee, 20A SNIG, B Phase Tap	<b>TX2306002304B00</b>
M/F/F Tee, 20A SNIG, C Phase Tap	<b>TX2306002304C00</b>
M/F/F Tee, 30A, 4P	<b>TX3004003004T00</b>



#### Closure Caps

Description	For use with	
	Female Receptacle	Male Inlet
20A and 30A Receptacle Closure Cap	<b>CCMBC</b>	<b>CCFBC</b>



NEC® is a registered trademark of the National Fire Protection Association (NFPA).

# Line of Sight Disconnect Means



**NEC® 430.75(A) Disconnection.** Motor control circuits shall be arranged so that they will be disconnected from all sources of supply when the disconnecting means is in the open position. The disconnecting means shall be permitted to consist of two or more separate devices, one of which disconnects the motor and the controller from the source(s) of power supply for the motor, and the other(s), the motor control circuit(s) from its power supply. Where separate devices are used, they shall be located immediately adjacent to each other.



## Motor Control

Hubbell motor control devices can safely disconnect power at any point in a circuit without powering down other equipment and sacrificing productivity. The NEC® requires motor controllers on equipment like HVAC units, compactors and back-up generators to have a disconnect within line of sight and allows a controller and disconnect to be the same device. By combining both functions in one device, Hubbell CIRCUIT-LOCK® eliminates the confusion of which switch is a motor controller or disconnect, providing owners and operators with a renewed level of comfort and safety.

### Circuit-Lock® Unfused Disconnect Switches



- Meets line of sight disconnect requirements to ensure maximum safety
- High visibility handle is lockable to meet OSHA lockout/tagout requirements 29CFR 1910.147
- Switch cannot be turned ON unless the Type 4X enclosure cover is closed
- NEC 430.109(A)(6) recognizes that a manual motor controller and disconnect can be the same unit

### Circuit-Lock® Fused Disconnect Switches



- Certified for current interrupting at full rated current and voltage
- High visibility red handle can be locked in OFF position
- Type 4X enclosure with neoprene watertight gasket
- Accepts class "J" fuses
- Meets NEC 300.6(D) mounting requirements

### Ordering Information

#### IP66 SUITABILITY

#### Circuit-Lock® Unfused Disconnect Switches

Description	Catalog No.
30A disconnect switch	<b>HBLDS3</b>
30A disconnect switch with one HBLAC1 auxiliary contact	<b>HBLDS3AC</b>
60A disconnect switch	<b>HBLDS6</b>
60A disconnect switch with one HBLAC1 auxiliary contact	<b>HBLDS6AC</b>
100A disconnect switch	<b>HBLDS10</b>
100A disconnect switch with one HBLAC1 auxiliary contact	<b>HBLDS10AC</b>

#### Auxiliary Contacts for 30, 60 and 100A Switches

Description	Catalog No.
Auxiliary contacts, "break after main break"	<b>HBLAC1</b>
1 set of n/o & n/c contacts	
Auxiliary contacts, "break before main break" 1 set of n/o contacts	<b>HBLAC2</b>



#### Ground Block

Description	Catalog No.
For 30A switches.	<b>HBL30RGB</b>
For 60A and 100A switches.	<b>HBL60100RGB</b>

#### Circuit-Lock® 30 and 60 Ampere Fused Disconnect Switches

Description	Catalog No.
30A fused disconnect switch	<b>FDS30*</b>
60A fused disconnect switch	<b>FDS60*</b>

Note: \*Class "J" fuses not included.



#### Auxiliary Contacts

Description	Catalog No.
Normally open; A600 pilot duty	<b>ACFSNO</b>
Normally closed; A600 pilot duty	<b>ACFSNC</b>



#### Watertight Closure Plug Kits

Description	Catalog No.
For 30A fused disconnect switch	<b>MICPK30</b>
For 60A fused disconnect switch	<b>MICPK60</b>



NEC® is a registered trademark of the National Fire Protection Association (NFPA).



## Motor Control

Hubbell motor control devices are also available for use with Hubbell LINKOSITY® modular plug-and-play power distribution system. MotorQuick® offers the functionality of a motor disconnect switch with the safety of factory pre-wired connections. LINKOSITY® connections make motor change outs fast and simple. Heavy duty manual motor controllers are also available for controlling and disconnecting power to equipment.

### MotorQuick®



- Combines Circuit-Lock® motor disconnect with plug-and-play LINKOSITY® system for faster installation and replacement of motors
- Lockable handle meets OSHA lockout/tagout regulations
- Easily retrofits to existing hard wired installations with LINKOSITY® components

### Manual Motor Controllers



- Available in double-pole and three-pole 30A and 60A 600V AC controllers
- Suitable as a motor disconnect
- Type 1 and Type 3R enclosures available
- Optional finger guards (HBLFG30) fit 30A, 40A and 50A controllers



### NEC® 430.102 Location.

- (A) **Controller.**  
An individual disconnecting means shall be provided for each controller and shall disconnect the controller. The disconnecting means shall be located in sight from the controller location.
- (2) **Controller Disconnect.**  
The controller disconnecting means required in accordance with 430.102(A) shall be permitted to serve as the disconnecting means for the motor if it is in sight from the motor location and the driven machinery location.

### Ordering Information

#### Type 1 30A 3 Pole 600V AC

Description	Catalog No.
HBL1389D with (1) pre-wired LINKOSITY® female receptacle (load side)	HBL1389MQR
HBL1389D with 5 ft. pre-wired LINKOSITY® female cable (load side)	HBL1389MQ5
HBL1389D with (1) pre-wired LINKOSITY® male receptacle (line side) and (1) pre-wired LINKOSITY® female receptacle (load side)	HBL1389MQR2



#### Manual Motor Controller

Description	Double Pole
30A 600V AC motor controller	HBL7832D
In Type 1 enclosure; non-metallic cover	HBL1392D
In metal Type 1 enclosure	HBL1372D
In NEMA 3R non-metallic enclosure	HBL13R22D
In metal Type 3R enclosure	HBL13R92D
In NEMA 3R flip lid enclosure	HBL13R12D
60A 600V AC motor controller	HBL7862D



#### Type 4X 30A 3 Pole 600V AC

Description	Catalog No.
HBLDS3 with (1) pre-wired LINKOSITY® female receptacle (load side)	HBLDS3MQR
HBLDS3 with 5 ft. pre-wired LINKOSITY® female cable (load side)	HBLDS3MQ5
HBLDS3 with (1) pre-wired LINKOSITY® male receptacle (line side) and (1) pre-wired LINKOSITY® female receptacle (load side)	HBLDS3MQR2



#### Manual Motor Controller

Description	Three Pole
30A 600V AC motor controller	HBL7810D
In Type 1 enclosure; non-metallic cover	HBL1389D
In metal Type 1 enclosure	HBL1379D
In NEMA 3R non-metallic enclosure	HBL13R23D
In metal Type 3R enclosure	HBL13R89D
In NEMA 3R flip lid enclosure	HBL13R13D
60A 600V AC motor controller	HBL7863D
In Type 3R enclosure	HBL16R93D



NEC® is a registered trademark of the National Fire Protection Association (NFPA).

# Wire Secureness and Strain Relief

## Wire Management

Hubbell wire mesh grips are designed to prevent strain from being transmitted to joints and terminals on electrical cords, cables and conduit. This provides greater security than using a fitting alone, making electrical systems safer by preventing cable pull-out and controlling cable arc-of-bend. The positive action mesh grips distributes loads equally over the cable jacket.

### Strain Relief Grips



- Multi-weave grip products provide arc-of-bend control minimizing cable damage and extending cable life
- Ideal for providing maximum safety where conduit is subject to vibration, motion or strain
- Stainless steel mesh is corrosion resistant and optional liquidtight fittings provide a watertight seal

### Support Grips



- Ideal for ensuring safety by supporting electrical cable service drops or hoses
- Positive action mesh grip design provides equal loading throughout the entire grip length
- Available in heavy duty, standard and light duty for a variety of applications



**NEC® 400.10 (Pull at Joints and Terminals)** Flexible cords and cables shall be connected to devices and to fittings so that tension is not transmitted to joints or terminals.

**OSHA Regulation 29 CFR 1926.405(g)(2)(iv) Strain relief.** Flexible cords shall be connected to devices and fittings so that strain relief is provided which will prevent pull from being directly transmitted to joints or terminal screws.

**1926.405(g)(2)(v) Cords passing through holes.** Flexible cords and cables shall be protected by bushings or fittings where passing through holes in covers, outlet boxes, or similar enclosures.



### Ordering Information

#### Kellems® Deluxe Cord Grips

Description	Grip Diameter Range	Catalog No.
Straight male thread; 3/8 in.	.250"-.312" (.63-.79)	<b>07401001</b>
N.P.T. thread size	.312"-.375" (.79-.95)	<b>07401002</b>
	.375"-.437" (.95-1.11)	<b>07401003</b>
Straight male thread; 1/2 in.	.187"-.250" (.47-.63)	<b>07401004</b>
N.P.T. thread size	.250"-.375" (.63-.95)	<b>07401006</b>
	.375"-.500" (.95-1.27)	<b>07401008</b>
	.500"-.625" (1.27-1.59)	<b>07401010</b>
90° male thread; 3/8 in. N.P.T.	.250"-.312" (.63-.79)	<b>07401071</b>
thread size	.312"-.375" (.79-.95)	<b>07401072</b>
	.375"-.437" (.95-1.11)	<b>07401073</b>
90° male thread; 1/2 in. N.P.T.	.187"-.250" (.47-.63)	<b>07401074</b>
thread size	.250"-.375" (.63-.95)	<b>07401076</b>
	.375"-.500" (.95-1.27)	<b>07401078</b>
	.500"-.625" (1.27-1.59)	<b>07401080*</b>
45° male thread; 1/2 in. N.P.T.	.250"-.312" (.63-.79)	<b>074011236</b>
thread size	.375"-.500" (.95-1.27)	<b>074011021</b>
	.500"-.625" (1.27-1.59)	<b>074011237</b>
45° male thread; 3/4 in. N.P.T.	.500"-.625" (1.27-1.59)	<b>074011049</b>
thread size	.625"-.750" (1.59-1.90)	<b>074011051*</b>
	.750"-.875" (1.90-2.22)	<b>074011239*</b>

\* Cable jacket may have to be stripped to pass through connector body.

#### Single Eye, Closed Mesh\*\*

For permanent support when cable end is available to be installed through grip.

Cable Diameter Range Inches (cm)	Approx. Breaking Strength Lbs. (N)	Catalog No.
.50"-.62" (1.27-1.57)	530 (2,357)	<b>02201013</b>
.63"-.74" (1.60-1.88)	790 (3,514)	<b>02201014</b>
.75"-.99" (1.90-2.51)	1,020 (4,537)	<b>02201015</b>
1.00"-1.24" (2.54-3.15)	1,610 (7,161)	<b>02201017</b>
1.25"-1.49" (3.17-3.78)	1,610 (7,161)	<b>02201018</b>
1.50"-1.74" (3.81-4.42)	1,610 (7,161)	<b>02201019</b>

\*\*Change catalog number from 022 to 024 for stainless steel. Consult factory for availability.

#### Single Eye, Split Mesh, Rod Closing\*\*

For support when cable end is not available.

Cable Diameter Range Inches (cm)	Approx. Breaking Strength Lbs. (N)	Catalog No.
.50"-.62" (1.27-1.57)	790 (3,514)	<b>02203013</b>
.63"-.74" (1.60-1.88)	790 (3,514)	<b>02203014</b>
.75"-.99" (1.90-2.51)	1,020 (4,537)	<b>02203015</b>
1.00"-1.24" (2.54-3.15)	1,610 (7,161)	<b>02203017</b>
1.25"-1.49" (3.17-3.78)	1,610 (7,161)	<b>02203018</b>
1.50"-1.74" (3.81-4.42)	1,610 (7,161)	<b>02203019</b>

\*\*Change catalog number from 022 to 024 for stainless steel. Consult factory for availability.

NEC® is a registered trademark of the National Fire Protection Association (NFPA).





## Wire Management

Protecting electrical circuitry on the factory floor improves safety for both people and equipment by preventing mechanical damage and moisture from impacting the integrity of the wiring. Hubbell PolyTuff® non-metallic liquidtight conduit and fittings are commonly used between disconnect switches and equipment in industrial applications to protect wiring and improve safety. Metallic liquidtight fittings are also available for certain applications.

### PolyTuff® Non-Metallic Liquidtight Conduit and Tubing



- Non-metallic construction ends metal fatigue and separation problems
- Cuts cleanly with a knife or PVC cutter with no jagged metal edges
- Handles twists, turns, bends, switchbacks and straightaways with ease
- Available with rigid PVC core PolyTuff® I or flexible corrugated wall PolyTuff® II

### PolyTuff® Liquidtight Fittings



- SwivelLok® nylon two-piece swivel body enables fitting to twist from 0° to 90°
- Neoprene O-ring ensures liquidtight seal at hub or enclosure
- Non-integral ferrule provides conduit seal and superior pullout protection



**NEC® 356.10 Uses Permitted.** LFNC shall be permitted to be used in exposed or concealed locations for the following purposes:

- (1) Where flexibility is required for installation, operation, or maintenance.
- (2) Where protection of the contained conductors is required from vapors, liquids or solids.
- (3) For outdoor locations where listed and marked as suitable for the purpose.
- (4) For direct burial where listed and marked for the purpose.
- (5) Type LFNC-B shall be permitted to be installed in lengths longer than 1.8 m (6 ft) where secured in accordance with 356.30.
- (6) For encasement in concrete where listed for direct burial and installed in compliance with 356.42.

### Ordering Information

#### PolyTuff I® Conduit and PolyTuff II® Tubing

Trade Size (metric designator)	Feet (m)	PolyTuff I Conduit	PolyTuff II Tubing
¼ (10)	100 (30.5)	—	<b>B2025</b>
⅜ (12)	100 (30.5)	<b>G1038</b>	<b>B2038</b>
½ (16)	100 (30.5)	<b>G1050</b>	<b>B2050</b>
¾ (21)	100 (30.5)	<b>G1075</b>	<b>B2075</b>
1 (27)	100 (30.5)	<b>G1100</b>	<b>B2100</b>
1¼ (35)	100 (30.5)	<b>G1125</b>	<b>B2125</b>
1½ (41)	50 (15.2)	<b>G1150</b>	<b>B2150</b>
2 (53)	50 (15.2)	<b>G1200</b>	<b>B2200</b>

#### SwivelLok® Multi-Position with Male Non-Metallic Liquidtight Fittings

Trade Size (metric designator)	Black	Gray
⅜ (9)	<b>PS0389NBK</b>	<b>PS0389NGY</b>
½ (13)	<b>PS0509NBK</b>	<b>PS0509NGY</b>
¾ (19)	<b>PS0759NBK</b>	<b>PS0759NGY</b>
1 (25)	<b>PS1009NBK</b>	<b>PS1009NGY</b>

#### SwivelLok® Flexible Conduit Kit

Trade Size (metric designator)	Fitting and Conduit Kit	Catalog No.
½ (13)	(2) PS0509NGY,	<b>PS05GYKIT</b>
¾ (19)	6' G1050	
	(2) PS0759NGY,	<b>PS07GYKIT</b>
	6' G1075	

#### Straight with Male Non-Metallic Fittings for Non-Metallic Conduit

Trade Size (metric designator)	Black	Gray
¼ (6)	<b>F2025</b>	—
⅜ (9)	<b>P038NBKA</b>	<b>P038NGYA</b>
½ (13)	<b>P050NBKA</b>	<b>P050NGYA</b>
¾ (19)	<b>P075NBKA</b>	<b>P075NGYA</b>
1 (25)	<b>P100NBKA</b>	<b>P100NGYA</b>
1¼ (32)	<b>P125NBK</b>	<b>P125NGY</b>
1½ (38)	<b>P150NBK</b>	<b>P150NGY</b>
2 (51)	<b>P200NBK</b>	<b>P200NGY</b>

#### Fixed 90° Fittings for Non-Metallic Conduit

Trade Size (metric designator)	Black	Gray
¼ (6)	<b>F20259</b>	—
⅜ (9)	<b>P0389NBK</b>	<b>P0389NGY</b>
½ (13)	<b>P0509NBK</b>	<b>P0509NGY</b>
¾ (19)	<b>P0759NBK</b>	<b>P0759NGY</b>
1 (25)	<b>P1009NBK</b>	<b>P1009NGY</b>
1¼ (32)	<b>P1259NBK</b>	<b>P1259NGY</b>



NEC® is a registered trademark of the National Fire Protection Association (NFPA).



### NFPA 70E:

- Electrical equipment enclosures can ONLY be accessed by qualified personnel with extensive protective clothing and equipment, including fire-resistant suits and hoods with non-conductive wands.

### NFPA 79: Electrical Standard for Industrial Machinery

- ALL utility receptacles must be GFCI protected
- ALL external utility receptacles must be covered
- ALL covers must maintain enclosure rating



## Arc Flash Safety

An arc flash is a short circuit that travels through air from one live circuit to another. Problems including gaps in insulation, dust or corrosion on the surface of a conductor, or even use of substandard components can cause a serious safety hazards and equipment failures. Arc flash incidents can be extremely costly to a business and can result in serious or even fatal burns, as well as damage to eyesight. Hubbell PANEL-SAFE™ and mechanical interlocks provide arc flash safety by ensuring isolation from live electrical components.

### Panel Safe



- Available in Type 4, 12 and 4X versions with protective clear cover
- Provides overcurrent protection for both power and data access ports
- Ensures safety with finger-safe contacts and Hubbell GFCI functionality

### Mechanical Interlock



- Eliminates the possibility of making and breaking the circuit under load providing safe connections to portable equipment
- Non-metallic enclosure can be connected to metallic conduit and not interfere with the ground continuity
- Highly visible red handle can be locked out to comply with OSHA lockout/tagout regulations
- UL/CSA certified as a manual motor controller and also as suitable as a disconnect

### Ordering Information



#### PANEL-SAFE™ Access Ports

Description	NEMA TYPE 4, 12	NEMA TYPE 4X
<b>Power Only</b> 20A 125V GFCI with In-Cabinet Receptacle	<b>PR20</b>	—
<b>Data Only</b> Cat. 5e Ethernet Access only DB9 Interface Connector only DH + Combo (DB9/8M Din) and Cat. 5e Ethernet	<b>P5E PDB9 PDH5E</b>	<b>P4X5E — —</b>
<b>Power and Data</b> 20A 125V GFCI with In-Cabinet Receptacle and Cat. 5e Ethernet Access	<b>PR205E</b>	<b>PR4X205E</b>
20A 125V GFCI with In-Cabinet Receptacle, Cat. 5e Ethernet Access and 3A Circuit Breaker	<b>PR205EB</b>	<b>PR4X205EB</b>
20A 125V GFCI Power and Cat. 5e Ethernet, DH + Combo (DB9/8M Din)	<b>P20DH5E</b>	—
15A 125V Power and Cat. 5e Ethernet Access	<b>P155E</b>	<b>P4X155E</b>
15A 125V Power, Cat. 5e Ethernet Access and 3A Circuit Breaker	<b>P155EB</b>	<b>P4X155EB</b>
15A 125V Power and (2) Cat. 5e Ethernet Access	<b>P155E2</b>	—

#### IEC Watertight Pin & Sleeve

Rating by Voltage	Color Coded	Poles/ Wires	Mechanical Interlock
20A 3Ø 480V	[Red]	3P 4W	<b>HBL420MI7W</b>
30A 3Ø 250V	[Blue]	3P 4W	<b>HBL430MI9W</b>
30A 3Ø 480V	[Red]	3P 4W	<b>HBL430MI7W</b>
30A 3Ø 600V	[Black]	3P 4W	<b>HBL430MI5W</b>
30A 3ØY 277/480V	[Red]	4P 5W	<b>HBL530MI7W</b>
60A 3Ø 250V	[Blue]	3P 4W	<b>HBL460MI9W</b>
60A 3ØY 120/208V	[Blue]	4P 5W	<b>HBL560MI9W</b>
60A 3Ø 480V	[Red]	3P 4W	<b>HBL460MI7W</b>
60A 3Ø 600V	[Black]	3P 4W	<b>HBL460MI5W</b>
100A 250V	[Blue]	3P 4W	<b>HBL4100MI9W</b>
100A 3ØY 120/208V	[Blue]	4P 5W	<b>HBL5100MI9W</b>
100A 3Ø 480V	[Red]	3P 4W	<b>HBL4100MI7W</b>
100A 3Ø 600V	[Black]	3P 4W	<b>HBL4100MI5W</b>

For mating plug, replace MI with P. Ex. HBL420MI7W (mechanical interlock) to HBL420P7W (mating plug)



## Lockout, Tagout for Electrical Safety


Lockout/tagout refers to specific procedures to safeguard people from the unexpected energization or startup of machinery and equipment, or the release of hazardous energy during service or maintenance activities. Hubbell offers many products that meet OSHA lockout/tagout regulations including integrated lockout features in pin and sleeve plugs and switched enclosures as well as a variety of dedicated lockout devices.

### PLUGOUT® and SWITCHOUT® Lockout Devices



- Provides an approved method of complying with OSHA lockout/tagout regulation
- Available in 15A, 20A, 30A and 60A plugout devices enclose the equipment plug and secure with a key padlock

### Locking Switches



- Prevents unauthorized control of lighting or ventilation control
- Keys supplied with each locking switch
- One piece integral grounding terminal provides a low resistance ground path



**NFPA 70E-2004 LO/TO Procedures 29CFR1910.147(a)(3)(i)**

This section requires employers to establish a program and utilize procedures for affixing appropriate lockout devices or tagout devices to energy isolating devices, and to otherwise disable machines or equipment to prevent unexpected energization, start up or release of stored energy in order to prevent injury to employees.

### Ordering Information



#### PLUGOUT® Lockout Devices

Description	Typical Devices Accommodated	Catalog No
Small yellow lockout device	15 and 20A straight blade plugs; 15A Twist-Lock® plugs	<b>HLDMP</b>
Medium yellow lockout device	15 and 20A, 125V straight blade plugs; 20 and 30A Twist-Lock® plugs	<b>HLD</b>
Large yellow lockout device	20, 30 and 60A metallic and non-metallic Pin and Sleeve; Hubbellock®; 50A Twist-Lock® plugs	<b>HLD2</b>

#### SWITCHOUT®

Yellow Switchout Toggle switch device		<b>HSLDPK2*</b>
---------------------------------------	--	-----------------

#### Keyed PLUGOUT®

Yellow keyed Plugout; keyed differently	15 and 20A, 125V straight blade; plugs with holes in blades	<b>HKLD</b>
Yellow keyed Plugout; keyed alike	15 and 20A, 125V straight blade; plugs with holes in blades	<b>HKLDPK2*</b>

\* Two devices per package

#### AC Barrel Key Locking Switches

20 Amp 120-277 Volt

Description	Catalog Numbers
Single pole	<b>HBL1221RKL</b>
Double pole	<b>HBL1222RKL</b>
Three-Way	<b>HBL1223RKL</b>
Four-Way	<b>HBL1224RKL</b>
Barrel key replacement	<b>HBL1209RKL</b>

#### Locking Switches

15 Amp 120-277 Volt

Description	Catalog Numbers
Single pole	<b>HBL1201L</b>
Double pole	<b>HBL1202L</b>
Three-Way	<b>HBL1203L</b>
Four-Way	<b>HBL1204L</b>

20 Amp 120-277 Volt

Description	Catalog Numbers
Single pole	<b>HBL1221L</b>
Double pole	<b>HBL1222L</b>
Three-Way	<b>HBL1223L</b>
Four-Way	<b>HBL1224L</b>
Replacement key	<b>HBL1209</b>



NEC® is a registered trademark of the National Fire Protection Association (NFPA).


# Eliminate Tripping Hazards



## UL355 4.3, 4.4

Cord Reels, that employ Ground-Fault Circuit Interrupter outlet(s) and are connected to the power supply by means of flexible cord with an attachment plug and/or that employ slip rings, shall be provided with open neutral protection as part of the GFCI.

AFL version allows cord reel installation to conform to **NEC® Article 511** concerning installation of electrical devices in commercial garages, repair facilities and storage locations by positioning the switch above the defined area where hazardous fumes may collect.



## Cable Management

Cable reels can help eliminate unmanaged cords and cables that would otherwise cause trip hazards or an increased potential of electric shock. Hubbell offers a wide range of cord reels that provide cable protection, including watertight, industrial, commercial and static discharge reels with grounding jaw clamps for a low resistant ground termination for maximum safety.

### Industrial Cord Reels



- Provide safe convenient power and lighting for demanding industrial applications and environments
- All steel construction can be ceiling, wall or bench mounted
- Keeps cord organized and off the floor, saves time and money and improves safety while extending cord life

### Commercial Cord Reels



- Lighter weight for the less demanding requirements of commercial and light industrial environments
- Eliminates unmanaged cords which can cause trip hazards or an increased potential of electric shock
- AFL version provides automatic lamp shut-off to switch power above the floor height requirement
- Holds cord at desired length and provides smooth cord retraction

## Ordering Information



### Industrial Power Cord Reels

Cord End	NEMA Style	Cable Feet (m)	Volts AC	Cable Type	Weight Lbs. (kg)	Catalog Number
HBL5269C 15A connector	5-15R	45 (13.7)	125	12/3 SJEO	23 (10.4)	<b>HBL45123C</b>
HBL5369C 20A connector	5-20R	45 (13.7)	125	12/3 SJEO	29 (13.2)	<b>HBL45123C20</b>
Portable duplex outlet box; 15A gray duplex	5-15R	45 (13.7)	125	12/3 SJEO	29 (13.2)	<b>HBL45123R</b>
Portable duplex outlet box; 20A gray duplex	5-20R	45 (13.7)	125	12/3 SJEO	29 (13.2)	<b>HBL45123R20</b>
Portable duplex outlet box; 15A gray GFCI duplex	5-15R	45 (13.7)	125	12/3 SJEO	29 (13.2)	<b>HBL45123GF15</b>
Portable duplex outlet box; 20A gray GFCI duplex	5-20R	45 (13.7)	125	12/3 SJEO	28 (12.7)	<b>HBL45123GF20</b>
HBL2313 20A connector	5-20R	45 (13.7)	125	12/3 SJEO	23 (10.4)	<b>HBL45123TL20</b>
Pivot Base 330° Rotation	-	-	-	-	5 (2.3)	<b>HBL340PB</b>

### Commercial Cord Reels

Cord End	Watts (Max)	Cable Feet (m)	Volts AC	Cable Type	Weight Lbs. (kg)	Catalog Number
Triple tap outlet; 15A	1200	40 (12.2)	125	12/3 SJTW	9 (4.1)	<b>HBLC40123TT</b>
Wire leads; 10A	1250	25 (7.6)	125	16/3 SJT	8.5 (3.9)	<b>HBLC25163</b>
HBL5969VBLK connector; 10A	1250	25 (7.6)	125	16/3 SJT	8.5 (3.9)	<b>HBLC25163C</b>
Metallic incandescent hand lamp with receptacle; 13A	1625	25 (7.6)	125	14/3 SJT	9.5 (4.3)	<b>HBLC25143IN</b>
Fluorescent hand lamp and inline receptacle; 10A	1200	40 (12.2)	120	16/3 SJT	9 (4.1)	<b>HBLC40163FL</b>
Fluorescent hand lamp; automatic shut off switch; 0.3A	13	40 (12.2)	120	18/2 SJTOW	8.2 (3.7)	<b>HBLC40182AFL</b>



NEC® is a registered trademark of the National Fire Protection Association (NFPA).






## Hose and Cable Protection Systems

Exposed cables, cords and hoses can be a trip hazard for pedestrians, as well as a potential shock hazard. Hubbell offers a variety of hose and cable protection systems that provide a safe ramping system for both pedestrians and vehicles to pass over cables and hoses.

### TrukTrak® and TredTrak®



- Safeguards cables and cords from vehicle and pedestrian traffic
- TrukTrak® is ideal for industrial environments where trucks and forklifts are present
- TredTrak® supports pedestrian and light vehicle traffic in public, institutional and commercial applications
- Complies with NEC Article 525 for insulating cables at carnivals, amusement parks, convention centers and similar public areas

### AccessTrak®



- Modular cable protection for compliance with ADA accessibility guidelines
- Expandable five channel system that limits exposure of cables and hoses
- Protects cable and hose diameters up to 1.31 inches




### NEC® 110(F)(2)

**Outdoor.** Outdoor electrical equipment shall be installed in suitable enclosures and shall be protected from accidental contact by unauthorized personnel, or by vehicular traffic.

### OSHA 1926.416(e)(1)

Requires that worn or frayed electrical cords or cables shall not be used. Precautions to mitigate wear include protection from damage and pinch points

## Ordering Information



### TrukTrak® and TredTrak® Systems

Description	TrukTrak®	TredTrak®
5 Channel, blue and yellow	<b>HBLTT5B</b>	<b>HBLTRED5B</b>
5 Channel end caps (pair only), yellow	<b>HBLTT5ECB</b>	<b>HBLTRED5ECB</b>
5 Channel female end caps (2 females), yellow	—	<b>HBLTRED5ECFB</b>
5 Channel 45° right turn, blue and yellow	<b>HBLTT545RB</b>	—
5 Channel 45° left turn, blue and yellow	<b>HBLTT545LB</b>	—
5 Channel "X" fitting, blue and yellow	—	<b>HBLTRED5XB</b>
5 Channel "Y" fitting, blue and yellow	—	<b>HBLTRED5YB</b>
3 Channel, blue and yellow	<b>HBLTT3B</b>	—
3 Channel end caps (pair only), yellow	<b>HBLTT3ECB</b>	—
2 Channel, blue and yellow	<b>HBLTT2B</b>	—

### AccessTrak® System

Description	Catalog Number
5 Channel AccessTrak kit*, blue and gray	<b>HBLAT5KITA</b>
5 Channel AccessTrak trough, blue and gray	<b>HBLAT5A</b>
AccessTrak trough end rails (set), gray	<b>HBLAT5ERA</b>
AccessTrak ramps (set), blue	<b>HBLAT5RAMPA</b>
AccessTrak ramp end rails (set), gray	<b>HBLAT5RAMPERA</b>

\*Consists of (1) HBLAT5A; (1 set) HBLAT5ERA; (1 set) HBLAT5RAMPA; (2 sets) HBLAT5RAMPERA.

### Expanded by Length



### Expanded by Width



NEC® is a registered trademark of the National Fire Protection Association (NFPA).


# Enhanced Safety for Convenience Outlets



## Specialty Devices


Hubbell knows that safety of people should be first in every environment. Hubbell offers a wide variety of receptacles all designed and developed to provide maximum safety from the factory floor to the doctor's office to the outdoor amusement park. Hubbell's HBL® Extra Heavy Duty Industrial Series receptacles reduce heat buildup and provide low resistance of fault currents while Hubbell Tamper-Resistant and Weather-Resistant receptacles provide an additional level of safety now required for use in dwelling units and wet and damp locations.

### HBL® Extra Heavy Duty Industrial Series Receptacles



- Reinforced thermoplastic polyester base for heat resistance and contact stability
- Exclusive nickel-plated bypass contact design ensures uninterrupted power
- Four-point grounding system provides redundant grounding for low resistance
- Meets NEC® 406.9 requirements

### Tamper-Resistant and Water Resistant Receptacles



- Spring-loaded shutter restricts access to live contacts by single-pronged items for maximum safety
- Only proper plug insertion opens the shutters, allowing electrical contact
- Tamper resistant meets NEC® 406.12, 406.13 and 406.14 requirements
- Weather resistant meets NEC® 406.9 requirements

### NEC® 406.9(B)(1) – REVISED [Formerly 406.8(B)(1)]

2011 NEC® wording:

**406.9 Receptacles in Damp or Wet Locations.** All 15- and 20-ampere, 125- and 250-volt nonlocking-type receptacles shall be listed weather-resistant type.

**406.12 Tamper-Resistant Receptacles in Dwelling Units.** In all areas specified in 210.52, all nonlocking type 125-volt, 15- and 20-ampere receptacles shall be listed tamper-resistant receptacles.

**406.13 – NEC Tamper-Resistant Receptacles in Guest Rooms and Guest Suites.** All nonlocking-type, 125-volt, 15- and 20-ampere receptacles located in guest rooms and guest suites shall be listed tamper-resistant receptacles.

**406.14 – NEC Tamper-Resistant Receptacles in Child Care Facilities.** In all child care facilities, all nonlocking-type, 125-volt, 15- and 20-ampere receptacles shall be listed tamper-resistant receptacles.



NEC® is a registered trademark of the National Fire Protection Association (NFPA).

### Ordering Information

#### HBL® Extra Heavy Duty Industrial Series

NEMA	Rating	Color	Duplex	Weather Resistant	Single
	15A 125V	Brown	<b>HBL5262</b>	<b>HBL5262WR</b>	<b>HBL5261</b>
		Black	<b>HBL5262BK</b>	<b>HBL5262BKWR</b>	<b>HBL5261BK</b>
		Ivory	<b>HBL5262I</b>	<b>HBL5262IWR</b>	<b>HBL5261I</b>
		Other	<b>HBL5262x</b>	<b>HBL5262xWR</b>	—
	20A 125V	Brown	<b>HBL5362</b>	<b>HBL5362WR</b>	<b>HBL5361</b>
		Black	<b>HBL5362BK</b>	<b>HBL5362BKWR</b>	<b>HBL5361BK</b>
		Ivory	<b>HBL5362I</b>	<b>HBL5362IWR</b>	<b>HBL5361I</b>
		Other	<b>HBL5362x</b>	<b>HBL5362xWR</b>	<b>HBL5361xx</b>

x=color: GY (Gray), R (Red) and W (White). xx=color: GRY (Gray), and W (White).

#### Receptacle Circuit Tester

Description	Catalog No.
Neon lights visually indicate and verify various fault conditions in electrical circuits	<b>HBL5200</b>



### Commercial Specification Grade Receptacles

NEMA	Rating	Color	Standard Duplex	Tamper-Resistant	Weather Resistant	Tamper-Resistant Weather Resistant
	15A 125V	Brown	<b>BR15</b>	<b>BR15TR</b>	<b>BR15WR</b>	<b>BR15WRTR</b>
		Black	<b>BR15BLK</b>	<b>BR15BLKTR</b>	<b>BR15BLKWR</b>	<b>BR15BLKWRTR</b>
		Ivory	<b>BR15I</b>	<b>BR15ITR</b>	<b>BR15IWR</b>	<b>BR15IWRTR</b>
		Other	<b>BR15x</b>	<b>BR15xTR</b>	<b>BR15xWR</b>	<b>BR15xWRTR</b>
	20A 125V	Brown	<b>BR20</b>	<b>BR20TR</b>	<b>BR20WR</b>	<b>BR20WRTR</b>
		Black	<b>BR20BLK</b>	<b>BR20BLKTR</b>	<b>BR20BLKWR</b>	<b>BR20BLKWRTR</b>
		Ivory	<b>BR20I</b>	<b>BR20ITR</b>	<b>BR20IWR</b>	<b>BR20IWRTR</b>
		Other	<b>BR20x</b>	<b>BR20xTR</b>	<b>BR20xWR</b>	<b>BR20xWRTR</b>

x=color: AL (Almond), GY (Gray), LA (Light Almond) and W (White). xx=color: GRY (Gray), and W (White).




Wiring Device-Kellems

## Specialty Devices

Some environments can be particularly corrosive for electrical connections, calling for an extra level of safety and protection. Hubbell offers a wide range of plugs, connectors and receptacles that are specifically designed to withstand corrosive environments like chemical plants and wastewater treatment facilities.

### Corrosion Resistant Plugs, Connectors and Receptacles



- Reinforced thermoplastic elastomer housing to resist ultraviolet rays, oil and chemicals
- Powerful nylon cord grips on plugs prevents strain on terminals and prevents cord pull-outs
- Plated contacts provide for reliable electrical connections and long life

### Weatherproof Covers



- UL listed for wet locations in both thermoplastic and cast aluminum with cover closed
- Suffix "WO" are listed for wet location with cover open and plug installed
- Available in single and dual receptacles with individual weatherproof covers for each receptacle



### 406.9 Receptacles in Wet Locations. (B) Wet Locations.

15- and 20-ampere, 125- and 250-volt receptacles installed in a wet location shall have an enclosure that is weatherproof whether or not the attachment plug cap is inserted. All 15- and 20-ampere, 125- and 250-volt nonlocking receptacles shall be listed weather-resistant type. *Exception 15- and 20-ampere, 125- through 250-volt receptacles installed in a wet location and subject to routine high-pressure spray washing shall be permitted to have an enclosure that is weatherproof when the attachment plug is removed.*

### Ordering Information

#### Corrosion Resistant Straight Blade



NEMA	Rating	Device	Catalog Number
	15A 125V	Duplex Receptacle	<b>HBL52CM62</b>
		Duplex Lift Cover	<b>HBL52CM21</b>
		Single Receptacle	<b>HBL52CM61</b>
		Plug Connector	<b>HBL52CM66C</b> <b>HBL52CM69C</b>
	20A 125V	Duplex Receptacle	<b>HBL53CM62</b>
		Duplex Lift Cover	<b>HBL52CM21</b>
		Single Receptacle	<b>HBL53CM61</b>
		Plug Connector	<b>HBL53CM66C</b> <b>HBL53CM69C</b>

#### Twist-Lock®



NEMA	Rating	Device	Catalog Number
	15A 125V	Duplex Receptacle	<b>HBL47CM00</b>
		Duplex Lift Cover	<b>HBL52CM21</b>
		Plug Connector	<b>HBL47CM20C</b> <b>HBL47CM29C</b>
		Lift Cover	<b>HBL74CM25WOA</b>
	20A 125V	Single Receptacle	<b>HBL23CM10</b>
		Plug Connector	<b>HBL23CM11</b> <b>HBL23CM13</b>
		Lift Cover	<b>HBL74CM25WOA</b>

#### Duplex Covers Thermoplastic for Vertical Mounting



Description	Gray	Yellow
For FS/FD box mounting	<b>HBL5221</b>	<b>HBL52CM21</b>
For device mounting	<b>HBL5222</b>	<b>HBL52CM22</b>

#### Duplex Covers Cast Aluminum for Horizontal Mounting



Description	Catalog Number
For FS/FD box mounting	<b>HBL5206WO</b>
For device mounting	<b>HBL5205WO</b>

#### Receptacle Covers Vertical FS/FD Mounting



Face Diameter inches (mm)	Color	Thermoplastic	Cast Aluminum
1.36" - 1.39" (34.5-35.3)	Gray Yellow	<b>HBL7423WO</b> <b>HBL74CM23WO</b>	<b>HBL7420</b> —
1.55" - 1.58" (39.4-35.3)	Gray Yellow	<b>HBL7425WOA</b> <b>HBL74CM25WOA</b>	<b>HBL7420*</b> —
1.68" - 1.72" (42.7-43.7)	Gray Yellow	<b>HBL7424WO</b> <b>HBL74CM24WO</b>	<b>HBL3393</b> —

\*Wet Locations: Thermoplastic w/ cover "open"  
Cast Aluminum w/ cover "closed"



NEC® is a registered trademark of the National Fire Protection Association (NFPA).

# HUBBELL® Safety Application Guide

## Hubbell Supports Sustainable Building

All around the globe, there is a powerful shift towards “sustainable” thinking. Now increased interest in energy efficiency and waste reduction has put sustainable building design at the very forefront of the industrial, commercial and residential construction industries.

As a leader in the industry, Hubbell Wiring Systems recognizes its role and responsibility in safeguarding the environment. Through its GreenWise™ Sustainability Initiative, Hubbell designs and develops innovative products that optimize sustainable building design by saving energy, supporting space efficiency and reducing waste. Hubbell Wiring Systems is committed to maintaining environmental stewardship in our own manufacturing and corporate facilities through restricting the use of hazardous materials, implementing comprehensive recycling programs and improving energy efficiency.

## Website Support

The Hubbell Wiring Systems website features a landing page dedicated to the GreenWise™ Initiative. Here you can find quick links to Hubbell's sustainable building products, resources and councils, financial incentives per state and support literature.



## Literature Support

Hubbell offers an extensive literature library for product support.

Downloadable PDFs are available online.


Hubbell Watertight Wiring Devices




Insulgrip® Wiring Devices Application Guide



Hubbell Wiring Device-Kellems Catalog



Hubbell Safety Evaluation



Hubbell Slide Charts



**HUBBELL®**  
Wiring Device-Kellems

[www.hubbell-wiring.com](http://www.hubbell-wiring.com)



Hubbell Wiring Device-Kellems • Hubbell Incorporated (Delaware) • 40 Waterview Drive • Shelton, CT 06484  
Phone (800) 288-6000 • FAX (800) 255-1031

Printed in U.S.A. Specifications subject to change without notice.

® is a registered trademarks of Hubbell Incorporated.

WLBVM002 10/10

