

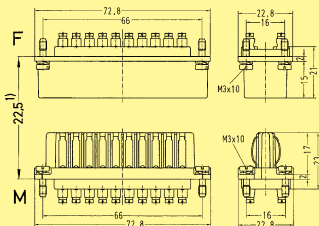
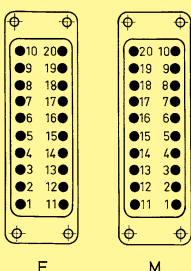

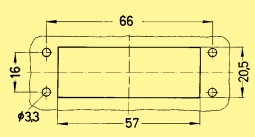


Number of contacts

20



Identification	Series	Part number		Drawing	Dimensions in mm
		Female Insert (M)	Male insert (F)		
<p>Screw terminal</p> 	Staf®	09 70 020 2817	09 70 020 2622	 <p>1) Distance for contact max. 24 mm</p> <p>Contact arrangement (view from termination side)</p> 	
<p>Solder terminal</p> 	Staf®	09 70 020 2816	09 70 020 2621	<p>Panel cut out for inserts for use without hoods/housings</p> 	

Staf