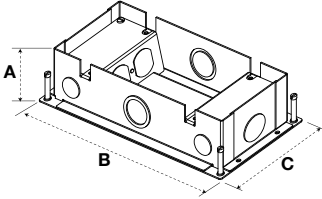



Dimensions Inches (mm)

Style	Stamped Steel	Cast Iron
	2-Gang  3SFBS	2-Gang  3SFBC
Min. Depth of Pour	3.00" (76.2)	3.00" (76.2)
Adjustability	Before pour	Before pour
Cubic Inch (cm ³) Capacity Per Chamber	22.4 cu. in. (367.1 cm ³)	21.6 cu. in. (354.0 cm ³)
Dimensions – A	2.88" (73.2)	3.00" (76.2)
Dimensions – B	12.20" (309.9)	12.88" (327.2)
Dimensions – C	5.52" (140.2)	6.00" (152.4)
Threaded Access Holes	–	Sides (2) 3/4" Ends (1) 1 1/4" Center Area (1) 1 1/4" (each side)
Knockouts	Sides (2) 3/4" Ends (1) 1" Center Area (1) Concentric 1", 1 1/4" (each side)	–
Concrete Cover Included	✓	✓
Closure Plugs Included	–	✓
Face Plates Included	(1) 3SFBRP and (1) 3SFBTP	(1) 3SFBRP and (1) 3SFBTP

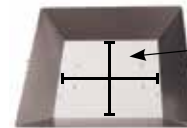
Note: UL File Number E31999.
CSA File Number LR18416.

Accessories

On-grade Barrier

The on-grade barrier is intended for use on installations at grade level. This accessory is installed prior to the concrete pour and provides a barrier between the soil. The on-grade barrier comes with leveling feet and anchor points.

CFBOGPAN4



Pour Pan Dimensions:
15.75 in. sq.
4 in. depth

Floor Box Covers with Carpet Recess

Reinforced Non-Metallic Cover

Dimensions
11.88" x 5.20"

3SFBCBRA



Brown

3SFBCBKA



Black

3SFBCGYA



Gray

3SFBCIA



Ivory

Face Plates

3SFBRP



Duplex Knockout

3SFBDS



Style Line[®] Decorator Opening

3SFBSS



Single Receptacle Opening (1.39" boss dia.)

3SFBBS



Blank

3SFBTP



Voice/Data (2) Jack Knockouts (.6" x .75")

3SFBIM



3-Unit iSTATION Opening (See Network Wiring section for module options)

Dimensions in Inches (mm)