

Europa Strips



wieland

Europa Strips and accessories

Specifically For You



# Economical terminal strips from Wieland

## Constant reliability

### Europa Terminal Strips

Simple, divisible, and economical. Europa strips offer a great solution for mounting electrical connections on a flat surface. Europa strips are divisible and can accommodate a wide range of current and wire gauges. The clamping screws are secured against loosening and provide proven, reliable connections. The terminal strips are supplied with the clamping screws in the "open" position.

21.3xx.xx**53**.x = Original V2 part number

### Glow wire DIN 60335-1

A new standard by VDE to test for flammability of a plastic, the older glow wire standard allowed for up to 30 seconds of flame or high temperature glowing after the test time. With this requirement the V2 Polyamide could withstand up to 850°C. The new DIN 60335-1 requirement allows for only a 2 second self extinguishing time after the test time. Therefore a new V2 Polyamide is now available with the (GW) type products. The new (GW) products are only needed for applications that require compliance to DIN 60335-1.

21.3xx.xx**57**.x = Glow Wire Version (DIN 60335-1)

### Properties:

Insulating housing: Polyamide 6 natural /UL 94 V2  
max.30s afterburning / afterglow  
Hardness test at 125 °C  
Clamping body: nickel-plated brass  
Protection: phosphor bronze  
Clamping screws: galvanized steel and passivated

Terminals with wire protection DS are fitted with a wire protection guard inside the clamping body, which prevents damage to the connected wire. All parts are captive in the insulating housing.

### Glow wire (DIN60335-1) properties:

Insulating housing (glow): Polyamide 6 white /UL 94 V2  
750°C self extinguishing after max 2s





Sales and Marketing  
Center in Bamberg



Bamberg Headquarters



STOCKO Headquarters  
in Wuppertal

# wieland group

## ACTIVE WORLDWIDE

The Wieland Group employs more than 2,000 people all around the globe. With some 15 locations and subsidiaries, and sales partners in more than 70 countries,

Wieland Holding is present in nearly all important key markets worldwide.

Always with a clear commitment to the

German location where most of the products are still manufactured.



- automation
- building
- electronics

# Europa Terminal Strips

## Divisible, Type 4

# appliance TERMINALS

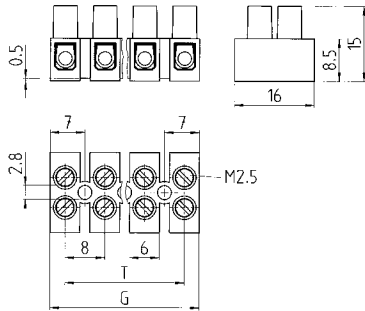
IEC	400 V	17.5 A	0.75 - 1.5 mm <sup>2</sup> 0.75 - 1.0 mm <sup>2</sup> (Stranded) 0.75 - 1.0 mm <sup>2</sup> (DS)
UL	250 V 600 V (With spacer)	20 A (Factory) 15 A (Field) 10 A (DS)	20 - 14 AWG 22 - 16 AWG (DS)
CSA	300 V 600 V (With spacer)	10 A	22 - 16 AWG



Wire Strip Length 4.5 mm  
Screw Size M2.5

GW (glow wire) parts use a material with higher flame resistance according to DIN60335-1.

Approvals:



### Type 4 E without wire protection

Box Qty	G	T	Pole
5000	6	-	1
2000	14	8	2
2000	22	16	3
2000	30	24	4
1000	38	32	5
1000	46	40	6
500	54	48	7
500	62	56	8
500	70	64	9
500	78	72	10
500	86	80	11
500	94	88	12
		Spacer	1000mm

### without wire protection      without wire protection GW (glow wire)

Part Number	Part Number	Part Number	Part Number
21.304.0153.0	21.304.0157.0		
21.304.0253.0	21.304.0257.0		
21.304.0353.0	21.304.0357.0		
21.304.0453.0	21.304.0457.0		
21.304.0553.0	21.304.0557.0		
21.304.0653.0	21.304.0657.0		
21.304.0753.0	21.304.0757.0		
21.304.0853.0	21.304.0857.0		
21.304.0953.0	21.304.0957.0		
21.304.1053.0	21.304.1057.0		
21.304.1153.0	21.304.1157.0		
21.304.1253.0	21.304.1257.0		
07.469.1380.0	07.469.1380.0		

### Type 4 E DS with wire protection

Box Qty	G	T	Pole
5000	6	-	1
2000	14	8	2
2000	22	16	3
2000	30	24	4
1000	38	32	5
1000	46	40	6
500	54	48	7
500	62	56	8
500	70	64	9
500	78	72	10
500	86	80	11
500	94	88	12
		Spacer	1000mm

### with wire protection      with wire protection GW (glow wire)

Part Number	Part Number	Part Number	Part Number
21.305.0153.0	21.305.0157.0		
21.305.0253.0	21.305.0257.0		
21.305.0353.0	21.305.0357.0		
21.305.0453.0	21.305.0457.0		
21.305.0553.0	21.305.0557.0		
21.305.0653.0	21.305.0657.0		
21.305.0753.0	21.305.0757.0		
21.305.0853.0	21.305.0857.0		
21.305.0953.0	21.305.0957.0		
21.305.1053.0	21.305.1057.0		
21.305.1153.0	21.305.1157.0		
21.305.1253.0	21.305.1257.0		
07.469.1380.0	07.469.1380.0		

\*Other pole counts available for jumpers & spacers  
Subject to change without notice

# Europa Terminal Strips

## Divisible, Type 6

# appliance TERMINALS

IEC	400 V 690 V (H)	24 A	1.0 - 4 mm <sup>2</sup> 1.0 - 2.5 mm <sup>2</sup> (Stranded)
UL	300 V 600 V (With spacer)	20 A (Factory) 15 A (DS) 15 A (H)	22 - 12 AWG 22 - 14 AWG (DS) 22 - 14 AWG (H)
CSA	300 V 600 V (With spacer)	20 A	22 - 14 AWG

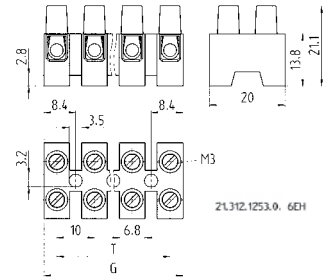
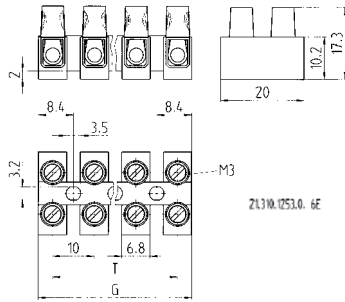
Wire Strip Length 5.5 mm  
Screw Size M3

GW (glow wire) parts use a material with higher flame resistance according to DIN60335-1.

Approvals:



\*High Height (H) versions are not CSA approved



### Type 6 E without wire protection

Box Qty	G	T	Pole
1500	7	-	1
1500	17	10	2
1500	27	20	3
1000	37	30	4
500	47	40	5
500	57	50	6
50	67	60	7
50	77	70	8
50	87	80	9
50	97	90	10
250	107	100	11
250	117	110	12
		Jumper	12
		Spacer	1000mm

### without wire protection

Part Number
21.310.0153.0
21.310.0253.0
21.310.0353.0
21.310.0453.0
21.310.0553.0
21.310.0653.0
21.310.0753.0
21.310.0853.0
21.310.0953.0
21.310.1053.0
21.310.1153.0
21.310.1253.0
07.250.1027.0
07.470.1380.0

### without wire protection GW (glow wire)

Part Number
21.310.0157.0
21.310.0257.0
21.310.0357.0
21.310.0457.0
21.310.0557.0
21.310.0657.0
21.310.0757.0
21.310.0857.0
21.310.0957.0
21.310.1057.0
21.310.1157.0
21.310.1257.0
07.250.1027.0
07.470.1380.0

### without wire protection H (High Height)

Part Number	Part Number
21.312.0153.0	
21.312.0253.0	
21.312.0353.0	
21.312.0453.0	
21.312.0553.0	
21.312.0653.0	
21.312.0753.0	
21.312.0853.0	
21.312.0953.0	
21.312.1053.0	
21.312.1153.0	
21.312.1253.0	
07.250.1027.0	
07.470.1380.0	

### Type 6 E DS with wire protection

Box Qty	G	T	Pole
1500	7	-	1
1500	17	10	2
1500	27	20	3
1000	37	30	4
500	47	40	5
500	57	50	6
50	67	60	7
50	77	70	8
50	87	80	9
50	97	90	10
250	107	100	11
250	117	110	12
		Jumper	12
		Spacer	1000mm

### with wire protection

Part Number
21.311.0153.0
21.311.0253.0
21.311.0353.0
21.311.0453.0
21.311.0553.0
21.311.0653.0
21.311.0753.0
21.311.0853.0
21.311.0953.0
21.311.1053.0
21.311.1153.0
21.311.1253.0
07.250.1027.0
07.470.1380.0

### with wire protection GW (glow wire)

Part Number
21.311.0157.0
21.311.0257.0
21.311.0357.0
21.311.0457.0
21.311.0557.0
21.311.0657.0
21.311.0757.0
21.311.0857.0
21.311.0957.0
21.311.1057.0
21.311.1157.0
21.311.1257.0
07.250.1027.0
07.470.1380.0

### with wire protection H (High Height)

Part Number	Part Number
21.313.0153.0	
21.313.0253.0	
21.313.0353.0	
21.313.0453.0	
21.313.0553.0	
21.313.0653.0	
21.313.0753.0	
21.313.0853.0	
21.313.0953.0	
21.313.1053.0	
21.313.1153.0	
21.313.1253.0	
07.250.1027.0	
07.470.1380.0	

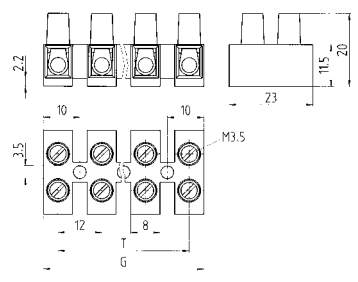
\*Other pole counts available for jumpers & spacers  
Subject to change without notice

# Europa Terminal Strips

## Divisible, Type 10

# appliance TERMINALS

IEC	500 V	32 A	1.5 - 6 mm <sup>2</sup> 1.5 - 4 mm <sup>2</sup> (Stranded) 1.5 - 4 mm <sup>2</sup> (DS)
UL	300 V 600 V (With spacer)	40 A (Factory) 30 A (Field) 20 A (DS)	22 - 10 AWG 22 - 12 AWG (DS)
CSA	300 V 600 V (With spacer)	25 A	22 - 12 AWG



Wire Strip Length 6 mm  
Screw Size M3.5

GW (glow wire) parts use a material with higher flame resistance according to DIN60335-1.



### Type 10 E without wire protection

Box Qty	G	T	Pole
2000	8	-	1
1000	20	12	2
500	32	24	3
250	44	36	4
250	56	48	5
250	68	60	6
250	80	72	7
200	92	84	8
200	104	96	9
200	116	108	10
250	117	110	12
		Jumper	30
		Spacer	1000mm

### without wire protection without wire protection GW (glow wire)

Part Number	Part Number	Part Number	Part Number
21.330.5153.0	21.330.5157.0		
21.330.5253.0	21.330.5257.0		
21.330.5353.0	21.330.5357.0		
21.330.5453.0	21.330.5457.0		
21.330.5553.0	21.330.5557.0		
21.330.5653.0	21.330.5657.0		
21.330.5753.0	21.330.5757.0		
21.330.5853.0	21.330.5857.0		
21.330.5953.0	21.330.5957.0		
21.330.6053.0	21.330.6057.0		
21.330.6253.0	21.330.6257.0		
07.253.0027.0	07.253.0027.0		
07.471.1380.0	07.471.1380.0		

### Type 10 E DS with wire protection

Box Qty	G	T	Pole
2000	8	-	1
1000	20	12	2
500	32	24	3
250	44	36	4
250	56	48	5
250	68	60	6
250	80	72	7
200	92	84	8
200	104	96	9
200	116	108	10
250	117	110	12
		Jumper	30
		Spacer	1000mm

### with wire protection with wire protection GW (glow wire)

Part Number	Part Number	Part Number	Part Number
21.331.5153.0	21.331.5157.0		
21.331.5253.0	21.331.5257.0		
21.331.5353.0	21.331.5357.0		
21.331.5453.0	21.331.5457.0		
21.331.5553.0	21.331.5557.0		
21.331.5653.0	21.331.5657.0		
21.331.5753.0	21.331.5757.0		
21.331.5853.0	21.331.5857.0		
21.331.5953.0	21.331.5957.0		
21.331.6053.0	21.331.6057.0		
21.331.6253.0	21.331.6257.0		
07.253.0027.0	07.253.0027.0		
07.471.1380.0	07.471.1380.0		

\*Other pole counts available for jumpers & spacers  
Subject to change without notice

# Europa Terminal Strips

## Divisible, Type 16

# appliance TERMINALS

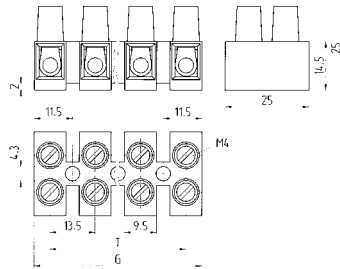
IEC	500 V	41 A	2.5 - 10 mm <sup>2</sup> 2.5 - 6 mm <sup>2</sup> (Stranded) 2.5 - 6 mm <sup>2</sup> (DS)
UL	300 V 600 V (With spacer)	65 A (Factory) 40 A (Factory DS) 50 A (Field) 30 A (Field DS)	22 - 8 AWG 22 - 10 AWG (DS)
CSA	300 V 600 V (With spacer)	40 A	20 - 10 AWG



Wire Strip Length 7 mm  
Screw Size M4

GW (glow wire) parts use a material with higher flame resistance according to DIN60335-1.

Approvals:



### Type 16 E without wire protection

Box Qty	G	T	Pole
200	9.5	-	1
100	23	13.5	2
50	36.5	27	3
50	50	40.5	4
50	63.5	54	5
50	77	67.5	6
40	90.5	81	7
40	104	94.5	8
20	117.5	108	9
20	131	121.5	10
250	117	110	12
		Jumper	30
		Spacer	1000mm

### without wire protection    without wire protection GW (glow wire)

Part Number	Part Number	Part Number	Part Number
21.340.5153.0	21.340.5157.0		
21.340.5253.0	21.340.5257.0		
21.340.5353.0	21.340.5357.0		
21.340.5453.0	21.340.5457.0		
21.340.5553.0	21.340.5557.0		
21.340.5653.0	21.340.5657.0		
21.340.5753.0	21.340.5757.0		
21.340.5853.0	21.340.5857.0		
21.340.5953.0	21.340.5957.0		
21.340.6053.0	21.340.6057.0		
21.340.6253.0	21.340.6257.0		
07.256.8027.0	07.256.8027.0		
07.472.1380.0	07.472.1380.0		

### Type 16 E DS with wire protection

Box Qty	G	T	Pole
200	9.5	-	1
100	23	13.5	2
50	36.5	27	3
50	50	40.5	4
50	63.5	54	5
50	77	67.5	6
40	90.5	81	7
40	104	94.5	8
20	117.5	108	9
20	131	121.5	10
250	117	110	12
		Jumper	30
		Spacer	1000mm

### with wire protection    with wire protection GW (glow wire)

Part Number	Part Number	Part Number	Part Number
21.341.5153.0	21.341.5157.0		
21.341.5253.0	21.341.5257.0		
21.341.5353.0	21.341.5357.0		
21.341.5453.0	21.341.5457.0		
21.341.5553.0	21.341.5557.0		
21.341.5653.0	21.341.5657.0		
21.341.5753.0	21.341.5757.0		
21.341.5853.0	21.341.5857.0		
21.341.5953.0	21.341.5957.0		
21.341.6053.0	21.341.6057.0		
21.341.6253.0	21.341.6257.0		
07.256.8027.0	07.256.8027.0		
07.472.1380.0	07.472.1380.0		

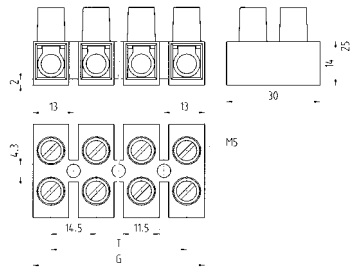
\*Other pole counts available for jumpers & spacers  
Subject to change without notice

# Europa Terminal Strips

## Divisible, Type 20

# appliance TERMINALS

IEC	500 V	57 A	4.0 - 16 mm <sup>2</sup> 4.0 - 10 mm <sup>2</sup> (Stranded) 4.0 - 10 mm <sup>2</sup> (DS)
UL	300 V 600 V (With spacer)	75 A (Factory) 70 A (Field) 65 A (DS)	20 - 4 AWG 22 - 6 AWG (DS)
CSA	600 V	65 A	18 - 6 AWG



Wire Strip Length 8 mm  
Screw Size M5

GW (glow wire) parts use a material with higher flame resistance according to DIN60335-1.

Approvals:



### Type 20 E without wire protection

Box Qty	G	T	Pole
200	11.5	-	1
100	26	14.5	2
50	40.5	29	3
50	55	43.5	4
50	69.5	58	5
50	84	72.5	6
50	98.5	87	7
50	113	101.5	8
20	127.5	116	9
20	142	130.5	10
250	117	110	12
		Spacer	1000mm

### without wire protection    without wire protection GW (glow wire)

Part Number	Part Number	Part Number	Part Number
21.340.3153.0	21.340.3157.0		
21.340.3253.0	21.340.3257.0		
21.340.3353.0	21.340.3357.0		
21.340.3453.0	21.340.3457.0		
21.340.3553.0	21.340.3557.0		
21.340.3653.0	21.340.3657.0		
21.340.3753.0	21.340.3757.0		
21.340.3853.0	21.340.3857.0		
21.340.3953.0	21.340.3957.0		
21.340.4053.0	21.340.4057.0		
21.340.4253.0	21.340.4257.0		
07.473.1380.0	07.473.1380.0		

### Type 20 E DS with wire protection

Box Qty	G	T	Pole
200	11.5	-	1
100	26	14.5	2
50	40.5	29	3
50	55	43.5	4
50	69.5	58	5
50	84	72.5	6
50	98.5	87	7
50	113	101.5	8
20	127.5	116	9
20	142	130.5	10
250	117	110	12
		Spacer	1000mm

### with wire protection    with wire protection GW (glow wire)

Part Number	Part Number	Part Number	Part Number
21.341.3153.0	21.341.3157.0		
21.341.3253.0	21.341.3257.0		
21.341.3353.0	21.341.3357.0		
21.341.3453.0	21.341.3457.0		
21.341.3553.0	21.341.3557.0		
21.341.3653.0	21.341.3657.0		
21.341.3753.0	21.341.3757.0		
21.341.3853.0	21.341.3857.0		
21.341.3953.0	21.341.3957.0		
21.341.4053.0	21.341.4057.0		
21.341.4253.0	21.341.4257.0		
07.473.1380.0	07.473.1380.0		

\*Other pole counts available for jumpers & spacers  
Subject to change without notice



# Marking accessories for Divisible terminal strips

## appliance TERMINALS

### Material:

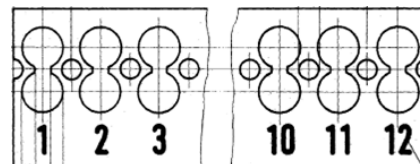
White, roughened plastic, 0.8 mm thick  
Permanent temperature up to 70 °C.

Special plates to mark the terminals of clamping, solder and pluggable terminal strips are available. They can be marked before or after mounting or wiring of the terminals by using special ink Pelikan No. 32 or felt-tip pen "Feinmarker 23" by Faber Castell, or ink pen "Foliograph" by Riepe Werk Hamburg. Or they can be sealed with waterproof stamp color Pelikan type 24.

We can also supply marked plates with normal marking for larger quantities.



MARKING STRIP BZ



\*\*FOR STANDARD MARKING THE PART.NUMBERS CHANGE FROM 04.0.. TO 04.6..  
EX: 04.033.0080.0 UNMARKED 04.633.0080.0 MARKED

Suitable for types	Poles	Type	Part No.	Std. Pack
4E	2	8130/ 2 BZ	04.033.0080.0	100
4E	12	8130/12 BZ	04.033.1080.0	100
4E	1 meter	8130/ MBZ	04.033.1180.0	1
6E	2	8006/ 2 BZ	04.030.0080.0	100
6E	12	8006/12 BZ	04.030.1080.0	100
6E	1 meter	8006/ MBZ	04.030.1180.0	1
10 E	2	10 E/ 2 BZ	04.070.0280.0	100
10 E	12	10E/12BZ	04.070.1280.0	100
10 E	1 meter	10 E/MBZ	04.070.1380.0	1
16 E	2	16 E/ 2 BZ	04.090.0280.0	100
16 E	12	16 E/12 BZ	04.090.1280.0	100
16 E	1 meter	16 E/MBZ	04.090.1380.0	1
20E	2	8016 / 2 BZ	04.080.0080.0	100
20E	12	8016/12 BZ	04.080.1080.0	100
20E	1 meter	8016/ MBZ	04.080.1180.0	1

\*\*Other pole counts available



One company group a thousand opportunities. The philosophy of the Wieland Group with its headquarters in Bamberg, Germany can be summarized that simply. The independent global subsidiaries, Wieland Electric and STOCKO Contact make up the active core of Wieland Holding.

Wieland Electric offers a wide product portfolio in the fields of electrical engineering and electronics.

Wieland Electric is active in many areas of automation technology and is capable of creating new product innovation. Wieland Electric, with its modular system and custom product solutions is ideally positioned for the global marketplace.

In the building installation system sector, Wieland Electric is the

world market leader in pluggable electrical installation. With good reason planners and architects of the tallest and most interesting construction projects worldwide, such as the Petronas Towers in Kuala Lumpur, rely on Wieland connectors to simplify their wiring requirements. Wieland is a pioneer on the path towards "intelligent home automation" with its gesis® line of products

Wieland Electric was founded in 1910 in Bamberg. With 1,350 staff members it is the largest subsidiary within the company group of Wieland Holding. With its numerous innovations, Wieland Electric has become a major supplier of electrical connection technology.

100 years young and full of innovative energy....

... this is the foundation of our company philosophy. Based on these motives Wieland Electric wants to face its social responsibility in the future. Eco-friendly high-tech products, manufactured according to state-of-the-art production standards, an audited environmental management system and extensive investments in our facilities with cutting-edge environmental technologies are a matter of fact. Our company policy commits us to the long term responsibility for the future of our families and children, as well as for the city of Bamberg, in addition to innovative system solutions for our customers.





## Our subsidiaries

... and the addresses of our sales representatives, located worldwide, are available at:

[www.wieland-electric.com](http://www.wieland-electric.com)



**USA**  
**Wieland Electric Inc.**  
 2889 Brighton Road  
 Oakville, Ontario L6H 6C9  
 Phone +1-905-829 8414  
 Fax +1-905-829 8413



**CANADA**  
**Wieland Electric Inc.**  
 2889 Brighton Road  
 Oakville, Ontario L6H 6C9  
 Phone +1-905-829 8414  
 Fax +1-905-829 8413



**GREAT BRITAIN**  
**Wieland Electric Ltd.**  
 Riverside Business Centre,  
 Walnut Tree Close  
 GB-Guildford /  
 Surrey GU1 4UG  
 Phone + 44 (1483) 531 213  
 Fax + 44 (1483) 505 029



**FRANCE**  
**Wieland Electric S.A.R.L.**  
 103, Chemin de Ronde  
 F-78290 Croissy-sur-Seine  
 Phone +33-1-30 15 07 07  
 Fax +33-1-30 15 07 14



**SPAIN**  
**Wieland Electric S.L.**  
 C/ Maria Auxiliadora 2 bajos  
 E-08017 Barcelona  
 Phone +34-93-252 3820  
 Fax +34-93-252 3825



**ITALY**  
**Wieland Electric S.r.l.**  
 Via Edison, 209  
 I-20019 Settimo Milanese  
 Phone +39-02-48 91 63 57  
 Fax +39-02-48 92 06 85



**BELGIUM**  
**A TEM-Wieland Electric NV**  
 Bedrijvenpark De Veert 4  
 B-2830 Willebroek  
 Phone +32 3 8661800  
 Fax +32 3 8661828



**DENMARK**  
**Wieland Electric A/S**  
 Vallørækken 26  
 DK-4600 Køge  
 Phone +45 70 266635  
 Fax +45 70 266637



**SWITZERLAND**  
**Wieland Electric AG**  
 Harzachstrasse 2b  
 CH-8404 Winterthur  
 Phone +41 52 2352100  
 Fax +41 52 2352119



**POLAND**  
**Wieland Electric Sp. Zo.o.**  
 Poznań Swadzim  
 ul. Św. Antoniego 8  
 62-080 Tarnowo Podgórne  
 Phone +48 61 84 09-101  
 Fax +48 61 84 07-166



**CHINA**  
**Wieland Electric Trading**  
 Unit 2106 International  
 Soho City 889 Renmin Road  
 Huangpu District  
 PRC- Shanghai 200010  
 Phone +86-21 63 555 833  
 Fax +86-21 63 550 090



**JAPAN**  
**Wieland Electric Co, Ltd.**  
 Nisso No. 16 Bldg. 7F  
 3-8-8 Shin-Yokohama,  
 Kohoku-ku  
 Yokohama 222-0033  
 Phone +81 45 473 5085  
 Fax +81 45 470 5408



More information for ordering and downloading literature is available from our website.

[www.wieland-electric.ca](http://www.wieland-electric.ca)

Specifications are subject to technical modification.

*gesis*®, *podis*®, *samos*®, *taris*® are registered trademarks of Wieland Electric GmbH.



# wieland

Wieland Electric Canada  
2889 Brighton Road  
Oakville, Ontario  
Canada  
L6H 6C9

1 800-Wieland (943-5263)  
Tel. (905) 829-8414  
Fax. (905) 829-8413  
www.wieland-electric.ca  
info@wieland-electric.com

## Industrial technology

Solutions for the control cabinet

- DIN rail terminal blocks
  - Screw, spring clamp or IDC connection technology
  - Wire cross sections up to 240 mm<sup>2</sup>
  - Numerous special functions
  - Software solutions interfacing to CAE systems
- Safety
  - Safety sensors
  - Safety relays
  - Modular safety systems with fieldbus link
- PLC and fieldbus components
  - Standard applications in IP 20
  - Increased environmental conditions with railroad and ship approvals
- Interface
  - Coupling relays, semiconductor switches
  - Measuring and monitoring relays
  - Timer and switching relays
  - Analog modules
  - Passive interfaces
  - Power supply units
  - Overvoltage protection

Solutions for field applications

- Remote automation technology
  - Power distribution
  - Fieldbus interfaces and motor starters
- Connectors for industrial applications
  - Square and round connectors
  - Aluminum or plastic housings
  - Degree of protection up to IP 68
  - Current-carrying capacity up to 100 A
  - Connectors for hazardous areas
  - Modular, application specific technology

PC board terminals and connectors

- Screw or spring clamp connection technology
- Spacings: 3.5 mm to 10.16 mm
- Reflow or wave soldering process

## Building and installation technology

- Building installation systems
  - Main power supply connectors IP 20/IP 65... IP 68
  - Bus connectors
  - Combined connectors
  - Low-voltage connectors
  - Power distribution system with flat cables
  - Distribution systems
  - Bus systems in KNX, LON and radio technology
  - DIN rail terminal blocks for electrical installations
  - Overvoltage protection

**contacts  
are  
green.**

## Product Range