



DEWALT®



GUARANTEED TOUGH.®

Factory Service	114
ServiceNet	113

CORDLESS POWER TOOLS

12V & 20V MAX* Chargers	23
12V MAX* Combo Kits	22
18V Combo Kits	20
20V MAX* Combo Kits	19
36V Combo Kits	19
Adhesive Dispensers	16
Band Saws	16
Batteries & Chargers	23
Bi-Metal Cordless Bandsaw Blades	16
Charger/Radio	22
Circular Saws	13
Concrete Vibrator	14
Cut-Off Tools	15
Cut-Out Tool	12
Drill/Drivers	5
Flashlights	17
Floodlights	17
Hammerdrills	4
Impact Drivers	7
Impact Wrenches	8
Instruments	17
Jig Saws	13
Metal Cutting Saws	13
Nailers	15
Reciprocating Saws	14
Right Angle Drills	10
Rotary Lasers	18
Screwdrivers	10
SDS Rotary Hammers	12
Shears	15
Vacuums	18
Work Lights	17

CORDED POWER TOOLS

Angle Grinders - Small, Medium & Large	39
Band Saws	41
Biscuits	45
Chipping Hammers	36
Chop Saws	41
Circular Saws	28
Compressors - Air Hoses	44
Compressors - Hand Carry - Electric	43
Compressors - Wheeled Portable - Electric	44
Cut-Off Machines	41
Cut-Out Tool	32
Demolition Hammers	36
Die Grinders	40
Drills - VSR, Electronic Clutch & Specialty	32
Dust Extraction for Grinders	37
Dust Extraction for Large Rotary Hammers & SDS Rotary Hammers	37
Dust Extractor Attachments & Connectors	38
Dust Extractor Vacuums	38
Flooring Tool	42
Grinder Accessories	40
Grinders - Bench & Straight	40
Hammerdrills	34
Hand Planers	47
Handheld Tile Saw	29
Heat Guns	47
Impact Wrenches	32
Jig Saws	28
Laminate Trimmers	45
Measurer	47
Miter Saw Stands	30
Miter Saws	30
Multi-Cutter® Saw	41
Multi-Tool	28
Nailers - Finish/Brad, Framing and Roofing	42
Nibblers	41
Optical Instruments	44
Pavement Breaker	36
Plate Joiner & Plate Joiner Blade	45
Polishers	40
Random Orbital Sanders	45
Reciprocating Saws	28
Routers & Router Accessories	46
Sanding Pads	45
Screwdrivers	31
Scroll Saws	28
SDS MAX Rotary Hammers	35
SDS Rotary Hammers	34
Shears	41
Spline Rotary Hammers	35
Staplers	42
Table Saws	29
Thickness Planers	47
Tile Saws	29
Track Saws	29

HAND TOOLS


Clamps - Bar Clamps (Small, Medium & Large)	105
Clamps - Bar Clamps (Rapid Return)	106
Cutting Tools - 5-in-1 Hacksaw & Blades	104
Cutting Tools - Flush Cut Saw	105
Cutting Tools - Jab Saws (Folding & Standard)	105
Cutting Tools - Multi-Purpose Saw	105
Cutting Tools - Panel Saws	105
Cutting Tools - Retractable, Fixed, Snap Off Knives & Blades	104
Flashlights - Aluminum & Headlamp	101
Hammers	106
Hex Keys (Folding Locking)	110
Hex Keys (Ratcheting T Handle)	110
Marking & Layout - Chalk, Chalk Reels / Kits	101
Marking & Layout - Levels	101
Measuring Tools - Short Tapes & Long Tapes	100
Nail Sets	107
Pliers & Snips	107
Pry Bars	107
Screwdriver & Screwdriver Sets	102
Snips - Aviation Snips & Tin Snips	110
Staplers & Staples	103
Wood Chisel & Side Strike Chisel	106
Wrenches	110

ACCESSORIES

Adapter - Backing Flange & Spindle	72
Bandsaw Blades - Bi-Metal Portable	97
Belts	65
Cartridge Roll Mandrels	72
Cartridge Rolls - Aluminum Oxide (High Performance)	65
Construction Saw Blades	75
Diamonds - Cup Grinding Wheels (Extended Performance)	68
Diamonds - Blades	68
Drilling - Concrete & Masonry	79
Drilling - Impact Ready®	86
Drilling - Industrial Metal	87
Drilling - Metal & Wood	88
Drilling - Step Bits	90
Drilling - Wood	90
Fastening - Impact Ready®	84
Fastening	92
Fiber Disc Backing Pads	72
Fiber Discs	60
Flap Wheels	62
Hand Pad Handle	72
Hole Saws - Bi-Metal, Mandrels & Sets	97
Hook & Loop Backing Pads - Disc	72
Jig Saw Blades	98
Mandrels - Quick Change	72
Metal Cutting Saw Blades - Ferrous Metals	76
Non-Woven Discs, Flap Discs & Hand Pads	67
Paper Discs - 5" & 6" Hook & Loop Random Orbit Discs	66
Power Strip Discs	67
Polishing	70
Precision Saw Blades - PrecisionFraming™ & PrecisionTrim™	74
Quick Change - Drill Drive, Rapid Load® & Sets	94
Quick Change Discs	63
Reciprocating Saw Blades	95
Rolls - Paper Rolls Aluminum Oxide	66
Sheets - Waterproof Sheets Silicon Carbide	67
Shop Rolls	66
Steel Circular Saw Blades	78
Type 1 Bonded Abrasives - Cutting Wheels	51
Type 1 Bonded Abrasives - High Speed Wheels	53
Type 11 Bonded Abrasives - Cup Wheels	58
Type 27 Bonded Abrasives - Cutting Wheels	54
Type 27 Bonded Abrasives - Grinding Wheels	58
Type 27 Bonded Abrasives - Masonry Cutting & Grinding Wheels	57
Type 27 Bonded Abrasives - Metal Cutting & Grinding	56
Type 27 Bonded Abrasives - Stainless Cutting & Grinding Wheels	57
Type 27 Flap Discs	58
Type 28 Bonded Abrasives - Grinding Wheels	58
Type 29 Flap Discs	60
Wire Brushes	70
Woodworking Saw Blades	76

STORAGE

Adjustable Leg Saw Horse	112
Mobile Work Station	111
One Touch Box	112
Tote with Power Tool Case	112
Tote with Removable Organizer	112
Tough System	111
TSTACK	111
Water Seal Tool Box	112



20v MAX*

SPEED

UP TO
57%
FASTER†

LIGHTWEIGHT

UP TO
38%
LIGHTER WEIGHT†

RUNTIME

UP TO
35%
MORE RUNTIME
Per Charge†



* With respect to the 20V MAX*: Maximum initial battery voltage (measured without a workload) is 20 volts. Nominal voltage is 18.
†Speed and runtime claims are versus other leading 18 volt lithium ion tools. Weight claim is versus DC9096.

12v MAX*



**COMPACT,
LIGHTWEIGHT**

PERFORMANCE

**INNOVATIVE
FEATURES**



- Contoured mid-handle design
- Ideal balance
- Battery location allows tool to stand on flat surfaces
- Delivers fast speed of application and long run-time
- DCF610S2 Screwdriver sinks 207 2-1/2" drywall screws on a single charge
- 3 LED Illumination
- One-handed loading
- Wireless, removable camera screen

* With respect to the 12V MAX*: Maximum initial battery voltage (measured without a workload) is 12 volts. Nominal voltage is 10.8.

18v VOLT



18V BATTERIES WORK WITH ALL YOUR 18V DEWALT TOOLS.

HAMMER DRILLS



36V Lithium Ion 1/2" (13 mm) Hammerdrill/Drill/Driver Kit



20V MAX* Lithium Ion Premium 3-Speed Hammerdrill Kit



20V MAX* XR Premium 3-Speed Hammerdrill (Tool Only)



18V XRP™ Lithium Ion 1/2" (13 mm) Hammerdrill/Drill/Driver Kit

SPECIFICATIONS	DC901KL	DCD985M2	DCD985B	DCD970KL
Volts	36V	20V MAX*	20V MAX*	18V
Max Power	750 UWO	535 UWO	535 UWO	450 UWO
# of Speed Settings	3	3	3	3
No Load Speed	-	-	-	-
Max RPM	0-400 / 0-1,200 / 0-1,600 rpm	0-575 / 0-1,350 / 0-2,000 rpm	0-575 / 0-1,350 / 0-2,000 rpm	0-500 / 0-1,250 / 0-2,000 rpm
Max BPM	0-6,800 / 0-20,400 / 0-27,200 bpm	0-9,775 / 0-22,950 / 0-34,000 bpm	0-9,775 / 0-22,950 / 0-34,000 bpm	0-8,500 / 0-21,250 / 0-34,000 bpm
Chuck Size	1/2"	1/2"	1/2"	1/2"
Chuck Type	Metal, self-tightening	Metal, ratcheting	Metal, ratcheting	Metal, ratcheting
Weight	6.7 lbs	5.2 lbs	3.9 lbs (tool only)	5.2 lbs
Charger/Batteries	1-Hour Charger / (2) 36V Lithium Ion	Fast Charger / (2) 20V MAX* XR Lithium Ion (4.0 Ah)	Sold Separately	1-Hour Nicd/NiMH/Li-Ion charger / (2) 18V XRP™ Lithium Ion
Includes	360° side handle	360° side handle	360° side handle	360° side handle

SPECIFICATIONS	DCD795D2
Volts	20V MAX*
Max Power	360 UWO
# of Speed Settings	2
Max RPM	0-600 / 0-2,000 rpm
Max BPM	0-10,200 / 0-34,000 bpm
Chuck Size	1/2"
Chuck Type	Metal, ratcheting
Weight	3.6 lbs
Charger/Batteries	Fast Charger / (2) 20V MAX* XR Lithium Ion (2.0 Ah)
Includes	On-board bit tip holder & belt hook



20V MAX* XR Lithium Ion Brushless Compact Hammerdrill Kit



20V MAX* Lithium Ion Compact Hammerdrill Kit



18V XRP™ 1/2" (13 mm) Hammerdrill/Drill/Driver Kit



18V XRP™ 1/2" (13 mm) Hammerdrill/Drill/Driver Kit



18V XRP™ 1/2" (13 mm) Hammerdrill/Drill/Driver (Tool Only)

SPECIFICATIONS	DCD785C2	DCD959KX/VX**	DCD950KX/VX**	DCD950B
Volts	20V MAX*	18V	18V	18V
Max Power	350 UWO	420 UWO	450 UWO	450 UWO
# of Speed Settings	2	3	3	3
Max RPM	0-600 / 2,000 rpm	0-450 / 0-1,450 / 0-2,000 rpm	0-500 / 0-1,250 / 0-2,000 rpm	0-500 / 0-1,250 / 0-2,000 rpm
Max BPM	0-10,200 / 0-34,000 bpm	0-7,650 / 0-24,650 / 0-34,000 bpm	0-8,500 / 0-21,250 / 0-34,000 bpm	0-8,500 / 0-21,250 / 0-34,000 bpm
Chuck Size	1/2"	1/2"	1/2"	1/2"
Chuck Type	Ratcheting	Metal, ratcheting	Metal, ratcheting	Metal, ratcheting
Weight	3.5 lbs	6.0 lbs	6.2 lbs	3.9 lbs (tool only)
Charger/Batteries	Fast Charger / (2) 20V MAX* Lithium Ion (1.5 Ah)	1-Hour Charger / (2) 18V XRP™	1-Hour Charger / (2) 18V XRP™	Sold Separately
Includes	On-board bit tip holder & belt hook	360° side handle	360° side handle	360° side handle



18V Compact Lithium Ion 1/2" (13 mm) Hammerdrill Kit



18V Compact 1/2" (13 mm) Hammerdrill (Tool Only)



18V Compact 1/2" (13 mm) Hammerdrill Kit



14.4V XRP™ 1/2" (13 mm) Hammerdrill/Drill/Driver Kit

SPECIFICATIONS	DCD775KL	DCD775B	DC725KA	DCD930KX/VX**
Volts	18V	18V	18V	14.4V
Max Power	350 UWO	350 UWO	410 UWO	325 UWO
# of Speed Settings	2	2	2	3
Max RPM	0-500 / 0-1,700 rpm	0-500 / 0-1,700 rpm	0-500 / 0-1,700 rpm	0-425 / 0-1,200 / 0-1,800 rpm
Max BPM	0-8,500 / 0-29,000 bpm	0-8,500 / 0-29,000 bpm	0-8,500 / 0-29,000 bpm	0-7,225 / 0-20,400 / 0-30,600 bpm
Chuck Size	1/2"	1/2"	1/2"	1/2"
Chuck Type	Metal, ratcheting	Metal, ratcheting	Metal, ratcheting	Metal, ratcheting
Weight	4.1 lbs (tool only)	3.1 lbs (tool only)	4.9 lbs	5.7 lbs
Charger/Batteries	30-Minute Charger / (2) 18V Compact Lithium Ion	Sold Separately	1-Hour Charger / (2) 18V	1-Hour Charger / (2) 14.4V XRP™
Includes	-	-	-	360° side handle

DRILL/DRIVERS



20V MAX* Lithium Ion Premium 3-Speed Drill/Driver Kit



18V XRP™ 1/2" (13 mm) Drill/Driver Kit



18V XRP™ Lithium Ion 1/2" (13 mm) Drill/Driver Kit



20V MAX* XR Lithium Ion Brushless Compact Drill/Driver Kit

SPECIFICATIONS	DCD980M2	DCD940KX	DCD960KL	DCD790D2
Volts	20V MAX*	18V	18V	20V MAX*
Max Power	535 UWO	450 UWO	450 UWO	360 UWO
# of Speed Settings	3	3	3	2
Max RPM	0-575 / 0-1,350 / 0-2,000 rpm	0-500 / 0-1,250 / 0-2,000 rpm	0-500 / 0-1,250 / 0-2,000 rpm	0-600 / 0-2,000 rpm
Chuck Size	1/2"	1/2"	1/2"	1/2"
Chuck Type	Metal, ratcheting	Metal, ratcheting	Metal, ratcheting	Metal, ratcheting
Weight	5.2 lbs	6.2 lbs	5.2 lbs	3.5 lbs
Charger/Batteries	1-Hour Charger / (2) 20V MAX* XR Lithium Ion (4.0 Ah)	1-Hour Charger / (2) 18V XRP™	1-Hour NiCd/NiMH/Li-Ion Charger / (2) 18V XRP™ Lithium Ion	1-Hour Charger / (2) 20V MAX* XR Lithium Ion (2.0 Ah)
Includes	360° side handle	360° side handle	360° side handle	On-board bit tip holder & belt hook



20V MAX* XR Brushless Compact Drill/Driver (Tool Only)



20V MAX* Lithium Ion Compact Drill/Driver Kit



20V MAX* Compact Drill/Driver (Tool Only)



18V Compact Lithium Ion 1/2" (13 mm) Drill/Driver Kit

SPECIFICATIONS	DCD790B	DCD780C2	DCD780B	DCD760KL
Volts	20V MAX*	20V MAX*	20V MAX*	18V
Max Power	360 UWO	350 UWO	350 UWO	350 UWO
# of Speed Settings	2	2	2	2
Max RPM	0-600 / 2,000 rpm	0-600 / 2,000 rpm	0-600 / 2,000 rpm	0-500 / 0-1,700 rpm
Chuck Size	1/2"	1/2"	1/2"	1/2"
Chuck Type	Metal, ratcheting	Ratcheting	Ratcheting	Plastic, ratcheting
Weight	2.6 lbs (tool only)	3.4 lbs	2.7 lbs (tool only)	4.0 lbs
Charger/Batteries	Sold Separately	30-Minute Fast Charger / (2) 20V MAX* Lithium Ion (1.5 Ah)	Sold Separately	30-Minute Charger, (2) 18V Compact Lithium Ion
Includes	On-board bit tip holder & belt hook	On-board bit tip holder & belt hook	On-board bit tip holder & belt hook	-



18V Compact 1/2" (13 mm) Drill/Driver (Tool Only)



18V Compact 1/2" (13 mm) Drill/Driver Kit



14.4V XRP™ 1/2" (13 mm) Drill/Driver Kit



14.4V Compact 1/2" (13 mm) Drill/Driver Kit

SPECIFICATIONS	DCD760B	DC720KA	DCD920KX	DC730KA
Volts	18V	18V	14.4V	14.4V
Max Power	350 UWO	410 UWO	325 UWO	300 UWO
# of Speed Settings	2	2	3	2
Max RPM	0-500 / 0-1,700 rpm	0-500 / 0-1,700 rpm	0-425 / 0-1,200 / 0-1,800 rpm	0-400 / 0-1,450 rpm
Chuck Size	1/2"	1/2"	1/2"	1/2"
Chuck Type	Plastic, ratcheting	Plastic, ratcheting	Metal, ratcheting	Plastic, ratcheting
Weight	3.0 lbs (tool only)	4.8 lbs	5.7 lbs	4.3 lbs
Charger/Batteries	Sold Separately	1-Hour Charger / (2) 18V	1-Hour Charger / (2) 14.4V XRP™	1-Hour Charger / (2) 14.4V



12V MAX* Lithium Ion 3/8" (10 mm) Drill/Driver Kit



12V XRP™ 1/2" (13 mm) Drill/Driver Kit



12V Compact 3/8" (10 mm) Drill/Driver Kit



9.6V Compact 3/8" (10 mm) Drill/Driver Kit

SPECIFICATIONS	DCD710S2	DCD910KX	DC742KA	DC750KA
Volts	12V MAX*	12V	12V	9.6V
Max Power	189 UWO	285 UWO	200 UWO	130 UWO
Max RPM	0-400 / 0-1,500 rpm	0-425 / 0-1,200 / 0-1,800 rpm	0-400 / 0-1,450 rpm	0-300 / 0-1,100 rpm
Chuck Size	3/8"	1/2"	3/8"	3/8"
Chuck Type	Plastic, ratcheting	Metal, ratcheting	Plastic, ratcheting	Plastic, ratcheting
Weight	2.4 lbs	5.2 lbs	3.8 lbs	3.4 lbs
Charger/Batteries	Fast Charger, (2) 12V MAX* Lithium Ion	1-Hour Charger / (2) 12V XRP™	Fast Charger / (2) 12V	1-Hour Charger / (2) 9.6V
Includes	(1) belt hook	-	-	-

WHY DEWALT IMPACT VS. DRILL?



- **Short Length**
Compact to fit into tight spaces
- **No Reactionary Torque**
When fastening with impacts
- **Faster Motor Speed**
For quicker fastening
- **No Bit "Cam-out"**
For fewer stripped screw heads

Cordless Impact Selection Chart



		DCF815S2	DCF885C2	DC825KA	DCF886D2	DCF895D2	DW059K	DC800KL
1/8" to 3/8" Wood Screws	Cabinetry	Green	Green	Green	Green	Green	Red	Red
1/8" to 3/8" Self-Tapping Screws	Electrical	Green	Green	Green	Green	Green	Red	Red
1/8" to 3/8" Self-Tapping Screws	Installation	Green	Green	Green	Green	Green	Red	Red
1/8" to 3/8" Wood Screws	Carpentry	Green	Green	Green	Green	Green	Red	Red
1/2" to 1-1/4" Hex-Head Self-Tappers	Metal Framing	Green	Green	Green	Green	Green	Red	Red
1/2" to 1-1/4" Hex-Head Self-Tappers	HVAC / Sheet Metal	Yellow	Green	Green	Green	Green	Red	Red
Bolts; 1/2" to 2" Hex-Head Self Tappers	Light-Medium Assembly	Yellow	Green	Green	Green	Green	Yellow	Yellow
1/4" to 5/8" Nut & Bolt Combo	< 6" couplings	Yellow	Yellow	Yellow	Yellow	Yellow	Yellow	Yellow
1/4" x 1-1/2" to 1/2" x 3-1/2" Lags	Deck Building	Red	Yellow	Yellow	Yellow	Yellow	Green	Green
5/16" x 1-1/2" to 3" Lags	Garage Doors	Red	Yellow	Yellow	Yellow	Yellow	Green	Green
Lug Nuts	Automotive	Red	Red	Red	Red	Red	Green	Green
3/4" to 1-1/4" Nut & Bolt Combo	> 6" Couplings	Red	Red	Red	Red	Red	Green	Green



IMPACT DRIVERS



20V MAX* XR Lithium Ion Brushless 1/4" (6.35 mm) 3-Speed Impact Driver



20V MAX* XR Lithium Ion Brushless 1/4" (6.35 mm) 3-Speed Impact Driver



20V MAX* XR Brushless 1/4" (6.35 mm) 3-Speed Impact Driver (Tool Only)



20V MAX* XR Lithium Ion Brushless 1/4" (6.35 mm) Impact Driver Kit

SPECIFICATIONS	DCF895M2	DCF895D2	DCF895B	DCF886M2
Volts	20V MAX*	20V MAX*	20V MAX*	20V MAX*
Drive Size	1/4" Hex shank push-button release	1/4" Hex shank push-button release	1/4" Hex shank push-button release	1/4" Hex shank quick release
No Load Speed	0 - 2,850 / 1,900 / 950 rpm	0 - 2,850 / 1,900 / 950 rpm	0 - 2,850 / 1,900 / 950 rpm	0 - 2,800 rpm
Impacts/Min	0 - 3,300 / 2,400 / 1,300 ipm	0 - 3,300 / 2,400 / 1,300 ipm	0 - 3,300 / 2,400 / 1,300 ipm	0 - 3,200 ipm
Torque (in-lbs)	1,500 / 900 / 500 in-lbs	1,500 / 900 / 500 in-lbs	1,500 / 900 / 500 in-lbs	1,500 in-lbs
Torque (ft-lbs)	125 ft-lbs	125 ft-lbs	125 ft-lbs	125 ft-lbs
Tool Length	5-1/4"	5-1/4"	5-1/4"	5.5"
LEDs	3	3	3	3
Weight	3.6 lbs	3.0 lbs	2.2 lbs (tool only)	3.4 lbs
Charger/Batteries	Fast Charger / (2) 20V MAX* XR Lithium Ion (4.0 Ah)	Fast Charger / (2) 20V MAX* XR Lithium Ion (2.0 Ah)	Sold Separately	Fast Charger / (2) 20V MAX* XR Lithium Ion (4.0 Ah)
Includes	Belt hook and accessory storage	Belt hook and accessory storage	Belt hook and accessory storage	Belt hook



20V MAX* XR Lithium Ion Brushless 1/4" (6.35 mm) Impact Driver Kit



20V MAX* XR Brushless 1/4" (6.35 mm) Impact Driver Kit (Tool Only)



20V MAX* Lithium Ion 1/4" (6.35 mm) Impact Driver Kit



20V MAX* Lithium Ion 1/4" (6.35 mm) Impact Driver Kit

SPECIFICATIONS	DCF886D2	DCF886B	DCF885M2	DCF885C2
Volts	20V MAX*	20V MAX*	20V MAX*	20V MAX*
Drive Size	1/4" Hex shank quick release	1/4" Hex shank quick release	1/4" Hex shank quick release	1/4" Hex shank quick release
No Load Speed	0 - 2,800 rpm	0 - 2,800 rpm	2,800 rpm	2,800 rpm
Impacts/Min	0 - 3,200 ipm	0 - 3,200 ipm	3,200 ipm	3,200 ipm
Torque (in-lbs)	1,500 in-lbs	1,500 in-lbs	1,400 in-lbs	1,400 in-lbs
Torque (ft-lbs)	125 ft-lbs	125 ft-lbs	117 ft-lbs	117 ft-lbs
Tool Length	5.5"	5.5"	5.5"	5.5"
LEDs	3	3	3	3
Weight	2.9 lbs	2.1 lbs (tool only)	3.4 lbs	2.8 lbs
Charger/Batteries	Fast Charger / (2) 20V MAX* XR Lithium Ion (2.0 Ah)	Sold Separately	Fast Charger / (2) 20V MAX* XR Lithium Ion (4.0 Ah)	Fast Charger / (2) 20V MAX* Lithium Ion (1.5 Ah)
Includes	Belt hook	Belt hook	Belt hook	Belt hook



20V MAX* 1/4" (6.35 mm) Impact Driver (Tool Only)



18V XRP™ Lithium Ion 1/4" (6.35 mm) Impact Driver Kit



18V Compact Lithium Ion 1/4" (6.35 mm) Impact Driver Kit



18V XRP™ 1/4" (6.35 mm) Impact Driver Kit

SPECIFICATIONS	DCF885B	DC827KL	DCF826KL	DC825KA
Volts	20V MAX*	18V	18V	18V
Drive Size	1/4" Hex shank quick release	1/4" Hex shank quick release	1/4" Hex shank quick release	1/4" Hex shank quick release
No Load Speed	2,800 rpm	0-2,400 rpm	0-2,400 rpm	0-2,400 rpm
Impacts/Min	3,200 ipm	0-2,700 ipm	0-2,700 ipm	0-2,700 ipm
Torque (in-lbs)	1,400 in-lbs	1,330 in-lbs	1,330 in-lbs	1,330 in-lbs
Torque (ft-lbs)	117 ft-lbs	111 ft-lbs	111 ft-lbs	111 ft-lbs
Tool Length	5.5"	5-3/4"	5-3/4"	5-3/4"
LEDs	3	1	1	1
Weight	2.0 lbs (tool only)	3.7 lbs	3.1 lbs	4.6 lbs
Charger/Batteries	Sold Separately	1-Hour NiCd/NiMH/Li-Ion Charger / (2) 18V XRP™ Lithium Ion	30-Minute Charger / (2) 18V Compact Lithium Ion	1-Hour Charger / (2) 18V XRP™
Includes	Belt hook	-	-	-

IMPACT DRIVERS



18V 1/4" (6.35 mm) Impact Driver (Tool Only)



14.4V XRP™ 1/4" (6.35 mm) Impact Driver Kit



12V MAX* Lithium Ion 1/4" (6.35 mm) Impact Driver Kit



12V XRP™ 1/4" (6.35 mm) Impact Driver Kit

SPECIFICATIONS	DC825B	DC835KA	DCF81552	DC845KA
Volts	18V	14.4V	12V MAX*	12V
Drive Size	1/4" Hex shank quick release	1/4" Hex shank quick release	1-Handed loading, 1/4" hex chuck	1/4" Hex shank quick release
No Load Speed	0-2,400 rpm	0-2,400 rpm	0-2,450 rpm	0-2,400 rpm
Impacts/Min	0-2,700 ipm	0-2,700 ipm	0-3,400 ipm	0-2,700 ipm
Torque (in-lbs)	1,330 in-lbs	1,240 in-lbs	950 in-lbs	1,150 in-lbs
Torque (ft-lbs)	111 ft-lbs	103 ft-lbs	79 ft-lbs	96 ft-lbs
Tool Length	5-3/4"	5-3/4"	6-1/4"	5-3/4"
LEDs	1	1	3	1
Weight	2.2 lbs (tool only)	3.9 lbs	2.3 lbs	3.6 lbs
Charger/Batteries	Sold Separately	1-Hour Charger / (2) 14.4V XRP™	Fast Charger / (2) 12V MAX* Lithium Ion	1-Hour Charger / (2) 12V XRP™
Includes	-	-	(1) Belt hook	-

IMPACT WRENCHES



36V Lithium Ion 1/2" (13 mm) Impact Wrench Kit



20V MAX* Lithium Ion 1/2" (13 mm) Impact Wrench Kit with Detent Pin Anvil



20V MAX* 1/2" (13 mm) Impact Wrench with Detent Pin Anvil (Tool Only)



20V MAX* Lithium Ion 1/2" (13 mm) Impact Wrench Kit with Hog Ring Anvil

SPECIFICATIONS	DC800KL	DC889M2	DCF889B	DC889HM2
Volts	36V	20V MAX*	20V MAX*	20V MAX*
Drive Size	1/2" Square w/ detent pin anvil	1/2" Square w/ detent pin anvil	1/2" Square w/ detent pin anvil	1/2" Square w/ hog ring anvil
Max Torque (in-lbs)	3,900 in-lbs	3,600 in-lbs	3,600 in-lbs	3,600 in-lbs
Max Torque (ft-lbs)	325 ft-lbs	300 ft-lbs	300 ft-lbs	300 ft-lbs
No Load Speed	1,400 rpm	0-1,500 rpm	0-1,500 rpm	0-1,500 rpm
Impacts/Minute	2,500 ipm	0-2,300 ipm	0-2,300 ipm	0-2,300 ipm
Switch	Rocker	Variable Speed	Variable Speed	Variable Speed
Weight	7.5 lbs	6.7 lbs	5.3 lbs (tool only)	6.7 lbs
Tool Length	10-3/4"	10-3/4"	10-3/4"	10-3/4"
Charger/Batteries	1-Hour Charger / (2) 36V Lithium Ion	Fast Charger / (2) 20V MAX* XR Lithium Ion (4.0 Ah)	Sold Separately	Fast Charger / (2) 20V MAX* XR Lithium Ion (4.0 Ah)



18V XRP™ Lithium Ion 1/2" (13 mm) Impact Wrench Kit



18V XRP™ 1/2" (13 mm) High Torque Impact Wrench Kit with Detent Pin Anvil



18V 1/2" (13 mm) High Torque Impact Wrench with Detent Pin Anvil (Tool Only)



18V XRP™ 1/2" (13 mm) High Torque Impact Wrench Kit with Hog Ring Anvil

SPECIFICATIONS	DCF059KL	DW059K-2	DW059B	DW059HK-2
Volts	18V	18V	18V	18V
Drive Size	1/2" Square w/ detent pin anvil	1/2" Square w/ detent pin anvil	1/2" Square w/ detent pin anvil	1/2" Square w/ hog ring anvil
Max Torque (in-lbs)	3,600 in-lbs	3,600 in-lbs	3,600 in-lbs	3,600 in-lbs
Max Torque (ft-lbs)	300 ft-lbs	300 ft-lbs	300 ft-lbs	300 ft-lbs
No Load Speed	0-1,650 rpm	1,650 rpm	1,650 rpm	1,650 rpm
Impacts/Minute	0-2,600 ipm	2,600 ipm	2,600 ipm	2,600 ipm
Switch	Rocker	Rocker	Rocker	Rocker
Weight	6.6 lbs	7.5 lbs	5.3 lbs (tool only)	7.5 lbs
Tool Length	10-3/4"	10-3/4"	10-3/4"	10-3/4"
Charger/Batteries	1-Hour NiCd/NiMH/Li-Ion Charger / (2) 18V XRP™ Lithium Ion	1-Hour Charger / (2) 18V XRP™	Sold Separately	1-Hour Charger / (2) 18V XRP™

IMPACT WRENCHES



18V 1/2" (13 mm) High Torque Impact Wrench with Hog Ring Anvil (Tool Only)



18V XRP™ 1/2" (13 mm) Impact Wrench Kit with Detent Pin Anvil



18V 1/2" (13 mm) Impact Wrench with Detent Pin Anvil (Tool Only)



20V MAX* Lithium Ion 1/2" (13 mm) Impact Wrench Kit with Detent Pin

SPECIFICATIONS	DW059HB	DC821KA	DC821B	DCF880M2
Volts	18V	18V	18V	20V MAX*
Drive Size	1/2" Square w/ hog ring anvil	1/2" Square w/ detent pin anvil	1/2" Square w/ detent pin anvil	1/2" Square w/ detent pin anvil
Max Torque (in-lbs)	3,600 in-lbs	1,920 in-lbs	1,920 in-lbs	1,800 in-lbs
Max Torque (ft-lbs)	300 ft-lbs	160 ft-lbs	160 ft-lbs	150 ft-lbs
No Load Speed	1,650 rpm	0-2,100 rpm	0-2,100 rpm	0-2,300 rpm
Impacts/Minute	2,600 ipm	0-3,000 ipm	0-3,000 ipm	0-2,700 ipm
LEDs	-	-	-	3
Weight	5.3 lbs (tool only)	5.3 lbs	2.9 lbs (tool only)	3.4 lbs
Tool Length	10-3/4"	7-5/8"	7-5/8"	5.7"
Charger/Batteries	Sold Separately	1-Hour Charger / (2) 18V XRP™	Sold Separately	Fast Charger / (2) 20V MAX* XR Lithium Ion (4.0 Ah)



20V MAX* 1/2" (13 mm) Impact Wrench with Detent Pin (Tool Only)



20V MAX* Lithium Ion 1/2" (13 mm) Impact Wrench Kit with Hog Ring Anvil



20V MAX* Lithium Ion 3/8" (9.5 mm) Impact Wrench with Hog Ring Kit



20V MAX* 3/8" (9.5 mm) Impact Wrench with Hog Ring (Tool Only)

SPECIFICATIONS	DCF880B	DCF880HM2	DCF883M2	DCF883B
Volts	20V MAX*	20V MAX*	20V MAX*	20V MAX*
Drive Size	1/2" Square w/ detent pin anvil	1/2" Square w/ hog ring anvil	3/8" Square w/ hog ring anvil	3/8" Square w/ hog ring anvil
Max Torque (in-lbs)	1,800 in-lbs	1,800 in-lbs	1,560 in-lbs	1,560 in-lbs
Max Torque (ft-lbs)	150 ft-lbs	150 ft-lbs	130 ft-lbs	130 ft-lbs
No Load Speed	0-2,300 rpm	0-2,300 rpm	0-2,300 rpm	0-2,300 rpm
Impacts/Minute	0-2,700 ipm	0-2,700 ipm	0-2,700 ipm	0-2,700 ipm
LEDs	3	3	3	3
Weight	2.2 lbs (tool only)	3.4 lbs	3.4 lbs	2.2 lbs (tool only)
Tool Length	5.7"	5.7"	5.7"	5.7"
Charger/Batteries	Sold Separately	Fast Charger / (2) 20V MAX* XR Lithium Ion (4.0 Ah)	Fast Charger / (2) 20V MAX* XR Lithium Ion (4.0 Ah)	Sold Separately

IMPACT WRENCHES



18V XRP™ Lithium Ion 1/2" (13 mm) Impact Wrench



18V XRP™ 1/2" (13 mm) Impact Wrench Kit



18V 1/2" (13 mm) Impact Wrench (Tool Only)



18V XRP™ 3/8" (9.5 mm) Impact Wrench Kit

SPECIFICATIONS

	DC822KL	DC820KA	DC820B	DC823KA
Volts	18V	18V	18V	18V
Drive Size	1/2" Square w/ detent pin anvil	1/2" Square w/ detent pin anvil	1/2" Square w/ detent pin anvil	3/8" Square w/ hog ring anvil
Max Torque (in-lbs)	1,740 in-lbs	1,740 in-lbs	1,740 in-lbs	1,500 in-lbs
Max Torque (ft-lbs)	145 ft-lbs	145 ft-lbs	145 ft-lbs	125 ft-lbs
No Load Speed	0 - 2,400 rpm	0 - 2,400 rpm	0 - 2,400 rpm	0 - 2,400 rpm
Impacts/Minute	0 - 2,700 ipm	0 - 2,700 ipm	0 - 2,700 ipm	0 - 2,700 ipm
LEDs	1	1	1	1
Tool Length	5-3/4"	5-3/4"	5-3/4"	5-3/4"
Weight	3.7 lbs	4.6 lbs	2.2 lbs (tool only)	4.6 lbs
Charger/Batteries	1-Hour Charger NiCd/NiMH/Li-Ion Charger / (2) 18V XRP™ Lithium Ion	1-Hour Charger / (2) 18V XRP™	Sold Separately	1-Hour Charger / (2) 18V XRP™



18V 3/8" (9.5 mm) Impact Wrench (Tool Only)



12V MAX* Lithium Ion 3/8" (9.5 mm) Impact Wrench Kit

SPECIFICATIONS

	DC823B	DCF813S2
Volts	18V	12V MAX*
Drive Size	3/8" square w/ hog ring anvil	3/8" Anvil
Max Torque (in-lbs)	1,500 in-lbs	1,150 in-lbs
Max Torque (ft-lbs)	125 ft-lbs	96 ft-lbs
No Load Speed	0-2,400 rpm	0-2,450 rpm
Impacts/Minute	0-2,700 ipm	0-3,400 ipm
LEDs	1	3
Tool Length	5-3/4"	6-1/4"
Weight	2.2 lbs (tool only)	2.3 lbs
Charger/Batteries	Sold Separately	Fast Charger / (2) 12V MAX* Lithium Ion



20V MAX* Lithium Ion 3/8" (9.5 mm) Right Angle Drill/Driver Kit



20V MAX* 3/8" (9.5 mm) Right Angle Drill/Driver (Tool Only)

RIGHT ANGLE DRILLS

SPECIFICATIONS

	DCD740C1	DCD740B
Volts	20V MAX*	20V MAX*
Max Power	360 UWO	360 UWO
Chuck Size	3/8"	3/8"
# of Speed Settings	2	2
RPM	0-650/0-2,000 rpm	0-650/0-2,000 rpm
Chuck Type	Plastic, ratcheting	Plastic, ratcheting
Weight	3.8 lbs	3.0 lbs (tool only)
Charger/Batteries	Fast Charger / (1) 20V MAX* Lithium Ion (1.5 Ah)	Sold Separately
Includes	Belt hook, 2" Phillips bit tip	Belt hook, 2" Phillips bit tip

SCREWDRIVERS



18V XRP™ Light Gauge Steel Framing Screwdriver Kit

SPECIFICATIONS

	DC668KA
Volts	18V
Drive Size	1/4"
No Load Speed	0-900 / 0-2,700 rpm
Max Torque (in-lbs)	180 in-lbs
Capacity (CRS)	12-28 gauge
Weight	5.4 lbs
Charger/Batteries	1-Hour Charger / (2) 18V XRP™
Includes	#2 Phillips screwdriver bit, 5/16" nut driver

(continued on next page)

SCREWDRIVERS



SPECIFICATIONS	DC520KA	DCF610S2	DW920K-2
Volts	18V	12V MAX*	7.2V
Drive Size	1/4"	1/4"	1/4" Hex
No Load Speed	0 - 900 / 0 - 2,900 rpm	0 - 1,050 rpm	0 - 500 rpm
Chuck	-	1-Handed Loading, 1/4" Hex Chuck	1/4" Hex chuck
Max Torque (in-lbs)	180 in-lbs	-	80 in-lbs
Max Power	-	160 UW0	-
Capacity (CRS)	12 gauge	-	-
LEDs	-	3	-
Length	-	6-1/4"	-
Weight	5.1 lbs	2.2 lbs	3.5 lbs
Charger/Batteries	1-Hour Charger / (2) 18V XRP™	Fast Charger / (2) 12V MAX* Lithium Ion	1-Hour Charger / (2) 7.2V
Includes	Bit tip / magnetic holder, drywall nosepiece, & TEKS® nosepiece	(1) Belt hook	-



SDS ROTARY HAMMERS



36V Lithium Ion SDS Rotary Hammer Kit and Dust Extraction System



36V Lithium Ion 1" (25 mm) SDS Rotary Hammer Kit



20V MAX* Lithium Ion SDS 3-Mode Rotary Hammer Kit



20V MAX* SDS 3-Mode Rotary Hammer (Tool Only)

SPECIFICATIONS	DC233KLDH	DC233KL	DCH253M2	DCH253B
Volts	36V	36V	20V MAX*	20V MAX*
Chuck Type	SDS Plus	SDS Plus	SDS Plus	SDS Plus
No Load Speed	0 - 1,150 rpm	0 - 1,150 rpm	0 - 1,200 rpm	0 - 1,200 rpm
Blows/Min	0 - 4,400 bpm	0 - 4,400 bpm	0 - 4,500 bpm	0 - 4,500 bpm
Impact Energy	1.9 ft-lbs	1.9 ft-lbs	1.7 ft-lbs	1.7 ft-lbs
Vibration Measurement	8.5 m/s ²	8.5 m/s ²	6.9 m/s ²	6.9 m/s ²
Vibration Control	Yes	Yes - SHOCKS™	Yes - SHOCKS™	Yes - SHOCKS™
Chipping	Yes	Yes	Yes	Yes
Concrete Optimum	5/32" - 5/8"	5/32" - 5/8"	5/32 - 1/2"	5/32 - 1/2"
Weight	7.8 lbs	7.8 lbs	6.4 lbs	5.5 lbs (tool only)
Charger/Batteries	1-Hour Charger / (2) 36V Lithium Ion	1-Hour Charger / (2) 36V Lithium Ion	Fast Charger / (2) 20V MAX* XR Lithium Ion (4.0 Ah)	Sold Separately
Includes	D25302DH dust extraction system, and 360° side handle with depth rod	360° side handle with depth rod	360° side handle with depth rod	360° side handle with depth rod



18V XRP™ Lithium Ion 7/8" (22 mm) SDS Rotary Hammer Kit



18V XRP™ 7/8" (22 mm) SDS Hammer Kit



18V 7/8" (22 mm) SDS Hammer (Tool Only)

SPECIFICATIONS	DC212KL	DC212KA	DC212B
Volts	18V	18V	18V
Chuck Type	SDS Plus	SDS Plus	SDS Plus
No Load Speed	0 - 1,100 rpm	0 - 1,100 rpm	0 - 1,100 rpm
Blows/Min	0 - 4,100 bpm	0 - 4,100 bpm	0 - 4,100 bpm
Impact Energy	1.7 ft-lbs	1.7 ft-lbs	1.7 ft-lbs
Vibration Measurement	8.0 m/s ²	8.0 m/s ²	8.0 m/s ²
Vibration Control	Yes - SHOCKS™	Yes - SHOCKS™	Yes - SHOCKS™
Chipping	No	No	No
Concrete Optimum	5/32 - 1/2"	5/32 - 1/2"	5/32 - 1/2"
Weight	6.7 lbs	7.6 lbs	5.2 lbs (tool only)
Charger/Batteries	1-Hour Charger / (2) 18V XRP™ Lithium Ion	1-Hour Charger / (2) 18V XRP™	Sold Separately
Includes	360° side handle with depth rod	360° side handle with depth rod	360° side handle with depth rod

SEE PAGES 34 - 35 FOR ADDITIONAL AVAILABILITY



CUT-OUT TOOL



18V Cut-Off Tool Kit



18V Cut-Off Tool (Tool Only)

SPECIFICATIONS	DC550KA	DC550B
Volts	18V	18V
No Load Speed	26,000 rpm	26,000 rpm
Collet Diameter	1/4", 1/8"	1/4", 1/8"
Adjustable Guide	Yes	Yes
Weight	4.5 lbs	2.1 lbs (tool only)
Charger/Batteries	1-Hour Charger / (2) 18V XRP™	Sold Separately
Includes	(1) General Purpose Bit, (1) Drywall Cutting Bit, 1/4" & 1/8" Collets	(1) General Purpose Bit, (1) Drywall Cutting Bit, 1/4" & 1/8" Collets



CIRCULAR SAWS



36V Lithium Ion 7-1/4" (186 mm) Circular Saw Kit



20V MAX* Lithium Ion 6-1/2" (165 mm) Circular Saw Kit



20V MAX* 6-1/2" (165 mm) Circular Saw (Tool Only)

SPECIFICATIONS	DC300K	DCS391M1	DCS391B
Volts	36V	20V MAX*	20V MAX*
No Load Speed	4,000 rpm	3,700 rpm	3,700 rpm
Blade Diameter	7-1/4"	6-1/2"	6-1/2"
Bevel Capacity	0° - 50°	0° - 50°	0° - 50°
Depth of Cut at 45°	1-5/8"	1-5/8"	1-5/8"
Depth of Cut at 90°	2-7/16"	2-1/4"	2-1/4"
Weight	9.9 lbs	8.3 lbs	7.0 lbs (tool only)
Charger/Batteries	1-Hour Charger / (1) 36V Lithium Ion	Fast Charger, (1) 20V MAX* XR Lithium Ion (4.0 Ah)	Sold Separately
Includes	7-1/4" Carbide tipped blade	Carbide tipped circular saw blade	Carbide tipped circular saw blade



18V XRP™ Lithium Ion 6-1/2" (165 mm) Circular Saw Kit



18V XRP™ 6-1/2" (165 mm) Circular Saw Kit



18V 6-1/2" (165 mm) Circular Saw (Tool Only)

SPECIFICATIONS	DCS390L	DC390K	DC390B
Volts	18V	18V	18V
No Load Speed	3,700 rpm	3,700 rpm	3,700 rpm
Blade Diameter	6-1/2"	6-1/2"	6-1/2"
Bevel Capacity	0° - 50°	0° - 50°	0° - 50°
Depth of Cut at 45°	1 - 5/8"	1 - 5/8"	1 - 5/8"
Depth of Cut at 90°	2-1/4"	2-1/4"	2-1/4"
Weight	7.8 lbs	8.7 lbs	6.3 lbs (tool only)
Charger/Batteries	1-Hour Charger / (1) 18V XRP™ Lithium Ion	1-Hour Charger / (1) 18V XRP™	Sold Separately
Includes	6-1/2" 16 tooth carbide tipped bade, blade wrench	6-1/2" 16 tooth carbide tipped bade, blade wrench	6-1/2" 16 tooth carbide tipped bade, blade wrench

METAL CUTTING SAWS



20V MAX* Lithium Ion 5-1/2" (127 mm) Metal Cutting Circular Saw Kit



20V MAX* 5-1/2" (127 mm) Metal Cutting Circular Saw (Tool Only)



18V Lithium Ion 5-1/2" (127 mm) Metal Cutting Circular Saw



18V 5-1/2" (127 mm) Metal Cutting Circular Saw (Tool Only)

SPECIFICATIONS	DCS373M2	DCS373B	DCS372KA	DCS372B
Volts	20V MAX*	20V MAX*	18V	18V
No Load Speed	3,700 rpm	3,700 rpm	3,700 rpm	3,700 rpm
Blade Diameter	5-1/2"	5-1/2"	5-1/2"	5-1/2"
Depth of Cut at 90°	1-11/16"	1-11/16"	1-11/16"	1-11/16"
Weight	8.3 lbs	7.0 lbs (tool only)	9.2 lbs	6.8 lbs (tool only)
Charger/Batteries	Fast Charger, (2) 20V MAX* XR Lithium Ion (4.0 Ah)	Sold Separately	1-Hour Charger / (2) 18V XRP™	Sold Separately
Includes	5-1/2" carbide tipped bade	5-1/2" carbide tipped bade	5-1/2" carbide saw blade	5-1/2" carbide saw blade

JIG SAWS



18V XRP™ Lithium Ion Jig Saw Kit



18V XRP™ Jig Saw Kit w/ Keyless Blade Change



18V Jig Saw w/ Keyless Blade Change (Tool Only)



20V MAX* Lithium Ion Jig Saw Kit



20V MAX* Jig Saw (Tool Only)


SPECIFICATIONS	DCS330L	DC330K	DC330B	DCS331M1	DCS331B
Volts	18V	18V	18V	20V MAX*	20V MAX*
Strokes/Min	0 - 3,000 spm	0 - 3,000 spm	0 - 3,000 spm	0 - 3,000 spm	0 - 3,000 spm
Stroke Length	1"	1"	1"	1"	1"
Keyless Blade Clamp	Yes	Yes	Yes	Yes	Yes
Dust Blower	Yes	Yes	Yes	Yes	Yes
Weight	6.6 lbs	7.5 lbs	5.1 lbs (tool only)	6.8 lbs	5.4 lbs (tool only)
Charger/Batteries	1-Hour Charger / (1) 18V XRP™ Lithium Ion	1-Hour Charger / (1) 18V XRP™	Sold Separately	Fast Charger, (1) 20V MAX* XR Lithium Ion (4.0 Ah)	Sold Separately
Includes	Jig saw blade	Jig saw blade	-	Jig saw blade	Jig saw blade

RECIPROCATING SAWS



SPECIFICATIONS

	DC305K	DCS380M1	DCS380B	DCS385L
Volts	36V	20V MAX*	20V MAX*	18V
Stroke/Min	0-3,000 spm	0-3,000 spm	0-3,000 spm	0-3,000 spm
Stroke Length	1-1/8"	1-1/8"	1-1/8"	1-1/8"
Keyless Blade Clamp	Yes, 4-position	Yes, 4-position	Yes, 4-position	Yes, 4-position
Adjustable Shoe	Yes	Yes	Yes	Yes
Electric Brake	Yes	Yes	Yes	Yes
Weight	8.4 lbs	7.3 lbs	6.0 lbs (tool only)	7.2 lbs
Charger/Batteries	1-Hour Charger / (1) 36V Lithium Ion	Fast Charger / (1) 20V MAX* XR Lithium Ion (4.0 Ah)	Sold Separately	1-Hour Charger / (1) 18V XRP™ Lithium Ion



SPECIFICATIONS

	DC385K	DC385B	DCS310S1
Volts	18V	18V	12V MAX*
Keyless Blade Clamp	Yes, 4-position	Yes, 4-position	Yes
Stroke/Min	0-3,000 spm	0-3,000 spm	0-2,700 spm
Stroke Length	1-1/8"	1-1/8"	9/16"
Electric Brake	Yes	Yes	Yes
Weight	8.2 lbs	5.8 lbs (tool only)	3.1 lbs
Charger/Batteries	1-Hour Charger / (1) 18V XRP™	Sold Separately	Fast Charger / (1) 12V MAX* Lithium Ion

DCS380M1


4-Position Blade Clamp
Allows for flush cutting and increased positional versatility with tool-free blade changes

1-1/8" (28.6 mm) Stroke Length
Delivers a fast cutting speed

Adjustable Shoe
Extends blade life and allows depth of cut control



Variable Speed Trigger with 0-3000 SPM
Provides increased blade control and faster cut speeds



CONCRETE VIBRATOR



SPECIFICATIONS

	DC530KA	DC530B
Volts	18V	18V
Vibrator Diameter	1-1/8"	1-1/8"
Shaft Length	4'	4'
Vibrations per Minute	14,000 vpm	14,000 vpm
Weight	9.3 lbs	7.0 lbs (tool only)
Charger/Batteries	1-Hour Charger / (2) 18V XRP™	Sold Separately

NAILERS



SPECIFICATIONS	DCN690M1	DCN690B	DC628K
Volts	20V MAX*	20V MAX*	18V
Operating Mode	Bump & Sequential	Bump & Sequential	Bump & Sequential
Nailing Rate	2 nails/sec	2 nails/sec	4-5 nails/sec
Nail Diameter/Type	.113 - .131 gauge	.113 - .131 gauge	15 ga. DA type gauge
Mag. Angle/Capacity	33°/55 nails	33°/55 nails	34°/110 nails
Nail Length Capacity	2" - 3-1/2"	2" - 3-1/2"	1-1/4" - 2-1/2"
Magazine Loading	Lock & Load	Lock & Load	Rear - load
Integrated Belt Hook	Yes	Yes	Yes
Tool-Free Jam Cleaning	No	No	Yes
Tool-Free Depth Adj.	Yes	Yes	Yes
Weight	9.1 lbs	7.7 lbs (tool only)	8.9 lbs
Charger/Batteries	Fast Charger / (1) 20V MAX* XR Lithium Ion (4.0 Ah)	Sold Separately	1-Hour Charger / (1) 18V XRP™
Includes	No-mar tip	-	No-mar tip, reversible belt hook, DEWALT safety glasses



SPECIFICATIONS	DC618K	DC616K	DC608K	DC608B
Volts	18V	18V	18V	18V
Operating Mode	Bump & Sequential	Bump & Sequential	Bump & Sequential	Bump & Sequential
Nailing Rate	4-5 nails/sec	4-5 nails/sec	4-5 nails/sec	4-5 nails/sec
Nail Diameter/Type	16 gauge	16 gauge	18 gauge	18 gauge
Mag. Angle/Capacity	20°/110 nails	Straight/110 nails	Straight/110 nails	Straight/110 nails
Nail Length Capacity	1-1/4" - 2-1/2"	1-1/4" - 2-1/2"	5/8" - 2"	5/8" - 2"
Magazine Loading	Rear - load	Rear - load	Side - load	Side - load
Integrated Belt Hook	Yes	Yes	Yes	Yes
Tool-Free Jam Cleaning	Yes	Yes	Yes	Yes
Tool-Free Depth Adj.	Yes	Yes	Yes	Yes
Weight	8.5 lbs	8.5 lbs	7.4 lbs	7.4 lbs (tool only)
Charger/Batteries	1-Hour Charger / (1) 18V XRP™	1-Hour Charger / (1) 18V XRP™	1-Hour Charger / (1) 18V XRP™	Sold Separately
Includes	No-mar tip, reversible belt hook, DEWALT safety glasses	No-mar tip, reversible belt hook, DEWALT safety glasses	Reversible belt hook, DEWALT safety glasses	Reversible belt hook, DEWALT safety glasses

SHEARS



SPECIFICATIONS	DC495B	DC490KA	DC490B
Volts	18V	18V	18V
Stroke/Min	0-2,300 spm	0-2,300 spm	0-2,300 spm
Min. Cutting Radius	1"	5.5"	5.5"
Capacity in Steel	18 Gauge	18 Gauge	18 Gauge
Weight	3.7 lbs (tool only)	6.1 lbs	3.7 lbs (tool only)
Charger/Batteries	Sold Separately	1-Hour Charger / (2) 18V XRP™	Sold Separately
Includes	Blade wrench	Blade wrench	Blade wrench

CUT-OFF TOOLS



SPECIFICATIONS	DC415KL	DCG412M2	DCG412B
Volts	36V	20V MAX*	20V MAX*
No Load Speed	6,500 rpm	6,500 rpm	6,500 rpm
Spindle Lock	Yes	Yes	Yes
Spindle Thread	5/8" - 11	5/8"	5/8"
Weight	7.2 lbs	6.5 lbs	5.1 lbs (tool only)
Charger/Batteries	1-Hour Charger / (2) 36V Lithium Ion	Fast Charger / (2) 20V MAX* XR Lithium Ion (4.0 Ah)	-
Includes	Type 1 guards, Type 27 guard, Wrench, (2) matched flanges, 2-position side handle and 4-1/2" cutting wheel	Type 1 guards, Wrench and 2-position side handle	Type 1 guards, Wrench, and 2-position side handle

(continued on next page)

CUT-OFF TOOLS

(continued)



18V XRP™ Cut-Off Tool Kit



18V Cut-Off Tool (Tool Only)

SPECIFICATIONS	DC411KA	DC411B
Volts	18V	18V
No Load Speed	6,500 rpm	6,500 rpm
Spindle Lock	Yes	Yes
Spindle Thread	5/8" - 11	5/8" - 11
Weight	7.0 lbs	4.6 lbs (tool only)
Charger/Batteries	1-Hour Charger / (2) 18V XRP™	Sold Separately
Includes	Type 1 guards, Wrench, (2) matched flanges, 2-position side handle and 4-1/2" cutting wheel	Type 1 guards, wrench, (2) matched flanges and 2-position side handle



BAND SAWS



18V XRP™ Lithium Ion Band Saw



18V XRP™ Band Saw



18V Band Saw (Tool Only)

SPECIFICATIONS	DCS370L	DCS370K	DCS370B
Volts	18V	18V	18V
Ft/Min	570 fpm	570 fpm	570 fpm
Blade Length	32-7/8"	32-7/8"	32-7/8"
Max Capacity	2-1/2"	2-1/2"	2-1/2"
Tool Length	15"	15"	15"
Weight	9.2 lbs	10 lbs	7.7 lbs (tool only)
Charger/Batteries	1-Hour Charger / (1) 18V XRP™ Lithium Ion	1-Hour Charger / (1) 18V XRP™	Sold Separately
Includes	14/18 blade, blade tracking wrench	14/18 blade, blade tracking wrench	14/18 blade, blade tracking wrench

BI-METAL CORDLESS BANDSAW BLADES

CAT #	TPI	THICKNESS	LENGTH	HEIGHT	PACK
DW3982C	14	.020"	32-7/8"	1/2"	3
DW3983C	18	.020"	32-7/8"	1/2"	3
DW3984C	24	.020"	32-7/8"	1/2"	3
DW3986C	14/18	.020"	32-7/8"	1/2"	3

ADHESIVE DISPENSERS



18V Adhesive Dispenser - 300 ml (Tool Only)



18V Adhesive Dispenser - 29 oz (Tool Only)



18V Adhesive Dispenser - 10 oz



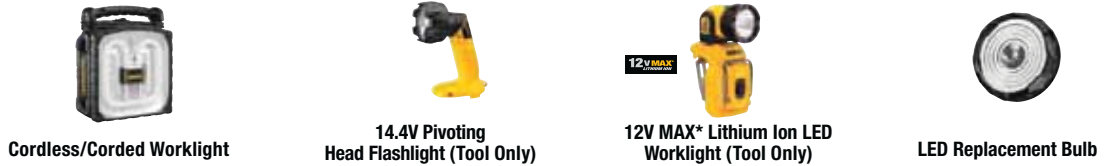
18V Adhesive Dispenser - 10 oz (Tool Only)

SPECIFICATIONS	DC547B	DC546B	DC545K	DC545B
Volts	18V	18V	18V	18V
Lbs of Force	650	650	650	650
Auto Reverse	Yes	Yes	Yes	Yes
"Set & Forget" Speed Control	Yes	Yes	Yes	Yes
Capacity	300 ml & 600 ml sausage packs	29 oz, & quart size cartridges	10 oz, 1/10 gal, & 300 ml - 310 ml cartridges	10 oz, 1/10 gal, & 300 ml - 310 ml cartridges
Max. Speed	25 in/min	25 in/min	25 in/min	25 in/min
Weight	4.7 lbs (tool only)	5.5 lbs (tool only)	6.8 lbs	4.6 lbs (tool only)
Charger/Batteries	Sold Separately	Sold Separately	1-Hour Charger / (1) 18V	Sold Separately

WORKLIGHTS

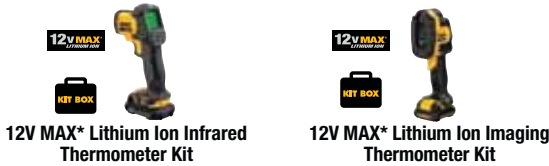


SPECIFICATIONS	DCL040	DW919	DW908	DC527
Volts	20V MAX*	18V	18V	18V
Bulb	LED	Xenon bulb	Xenon bulb	13 Watt fluorescent
Brightness	110 lumens	-	-	-
Run-Time	11 hrs	Up to 3 hrs	3 hrs	Up to 3.5 hrs
Weight	1.0 lbs	0.5 lbs	0.5 lbs	1.2 lbs
Charger/Batteries	Sold Separately	Sold Separately	Sold Separately	Sold Separately



SPECIFICATIONS	DC020	DW906	DCL510	DCL0900
Volts / Power Source	12-18V NiCd/NiMH/Li-Ion Batteries or AC/DC Power	14.4V	12V MAX*	9.6V - 36V
Bulb	38W fluorescent	Xenon bulb	LED	LED
Brightness	2700 lumens	-	130 lumens	110 lumens
Run-Time	Up to 1 hr	Up to 3 hrs	4 hrs	Up to 4 hrs
Weight	6.0 lbs	0.5 lbs	0.5 lbs	0.2 lbs
Charger/Batteries	Sold Separately	Sold Separately	Sold Separately	Sold Separately

INSTRUMENTS



SPECIFICATIONS	DCT414S1	DCT416S1
Volts	12V MAX*	12V MAX*
Temperature Range	-20° F to 932° F (-29° C to 500° C)	14° F to 480° F (-10° C to 250° C)
Field of View; Distance, Spot	(D:S) 12:1	(IFOV) 1" @ 39.3" (25 mm @ 1m)
Accuracy	+/-1.5% or +/- 1.5° C, whichever is greater, assumes ambient	Below 200° F, +/-3.6° F, Above 200° F, +/-2%, assumes ambient operating temperature
Charger/Batteries	Fast Charger / (1) 12V MAX* Lithium Ion	Fast Charger / (1) 12V MAX* Lithium Ion
Includes	-	Micro SD card, Report writing software

INSTRUMENTS



SPECIFICATIONS	DCT418S1
Volts	12V MAX*
Display Type	Color LCD
Objects Detected	Wood, Ferrous Metal, Non-Ferrous Metal, PVC and Live Electric
Screen Size	3.5"
Resolution	320x240 dpi
Languages	English, Spanish, French
Charger/Batteries	Fast Charger / (1) 12V MAX* Lithium Ion



SPECIFICATIONS	DCT410S1	DCT411S1	DCT412S1
Volts	12V MAX*	12V MAX*	12V MAX*
Camera Head Diameter	17 mm	9 mm	5.8 mm
Cable Length	3' waterproof	3' waterproof	3' waterproof
Screen Size	3.5"	3.5"	3.5"
Resolution	320x480 dpi	320x480 dpi	320x480 dpi
Zoom	3X	3X	3X
Charger/Batteries	Fast Charger / (1) 12V MAX* Lithium Ion	Fast Charger / (1) 12V MAX* Lithium Ion	Fast Charger / (1) 12V MAX* Lithium Ion
Includes	17 mm - 3' camera cable, hook, & magnet	9 mm - 3' camera cable, hook, magnet, & mirror	5.8 mm - 3' camera cable

ROTARY LASERS



Self-Leveling Int/Ext Rotary Laser Package



Self Leveling Interior Rotary Laser - Combo Kit



Self Leveling Rotary Laser - Combo Kit w/ Detector (Int/Ext)



Self-Leveling Int/Ext Rotary Laser Kit

SPECIFICATIONS

	DW079KDT	DW079KI	DW079KD	DW074KDT
Power Supply	9.6V-18V DeWALT batteries	9.6V-18V DeWALT batteries	9.6V-18V DeWALT batteries	(2) D Alkaline batteries
Accuracy per 100 ft.	1/8"	1/8"	1/8"	1/4"
Rotation Speed	0, 60, 250, & 600 rpm	0, 60, 250, & 600 rpm	0, 60, 250, & 600 rpm	0, 60, & 600 rpm
Self-Leveling Range	±5°	±5°	±5°	±5°
Indoor Visibility Range	200' (dia)	200' (dia)	200' (dia)	100' (dia)
Range with Detector	2,000' (dia)	2,000' (dia)	2,000' (dia)	600' (dia)
Laser Class	Illa (<5 mW) at 635 nm	Illa (<5 mW) at 635 nm	Illa (<5 mW) at 635 nm	Illa (<5 mW) at 635 nm
Slope (Single Axis)	Manual Slope ±5°	Manual Slope ±5°	Manual Slope ±5°	-
Charger/Batteries	1-Hour Charger / (1) 18V	1-Hour Charger / (1) 18V	1-Hour Charger / (1) 18V	-
Includes	Wall mount, wireless (IR) remote control, laser target card, laser enhancement glasses, construction tripod - DW0736	Wall mount, wireless (IR) remote control, laser target card, laser enhancement glasses	Wall mount, wireless (IR) remote control, laser target card, laser enhancement glasses, digital laser detector	DW0742 Detector and clamp, Target card, DW0740 Wall mount, DW0737 tripod, DW0748 8' grade rod, (2) D Alkaline batteries, & (1) 9V battery



Self-Leveling Int/Ext Rotary Laser Kit



Self Leveling 3-Beam Line Laser



Self-Leveling Line Laser (Horizontal and Vertical)



Self Leveling 3-Beam Line Laser

SPECIFICATIONS

	DW074KD	DW089K	DW087K	DW083K
Power Supply	(2) D Alkaline batteries	(4) AA batteries	(3) AA batteries	(4) AA batteries
Accuracy per 100 ft.	1/4"	1/8" at 30'	1/8" at 30'	1/4"
Rotation Speed	0, 60, & 600 rpm	-	-	-
Self-Leveling Range	±5°	±5°	±5°	±4°
Indoor Visibility Range	100' (dia)	50' (dia)	50' (dia)	100' (dia)
Range with Detector	600' (dia)	-	-	-
Laser Class	Illa (<5 mW) at 635 nm	II	II	2 (<1.5 mW) at 635 nm
Slope (Single Axis)	-	-	-	-
Charger/Batteries	(2) D Alkaline batteries	(4) AA batteries	(3) AA batteries	(4) AA batteries
Tool Weight	4.5 lbs	1.9 lbs	1.2 lbs	1.0 lbs
Includes	DW0742 Digital laser detector, DW0740 Wall mount, Target card, (2) D Alkaline batteries	Ceiling mount, (4) AA batteries	Ceiling mount, (3) AA batteries	(4) AA batteries

OPTICAL INSTRUMENTS



PAGE 44

VACUUMS



18V XRP™ 1/2 Gallon Wet/Dry Portable Vac



18V 1/2 Gallon Wet/Dry Portable Vac (Tool Only)



18/20V MAX* Wet-Dry Vacuum



18/20V MAX* Cordless/Corded Wet-Dry Vacuum

SPECIFICATIONS

	DCS15K	DCS15B	DCV580	DCV581H
Tank Size	1/2 gallon	1/2 gallon	2 gallon	2 gallon
Hose Diameter	1-1/4"	1-1/4"	1-1/4"	1-1/4"
Hose Length	2.5'	2.5'	5.0'	5.0'
Volts / Power Source	18V	18V	18V or 20V MAX*	18V or 20V MAX* or AC/DC Power
Blower	No	No	Yes	Yes
Weight	6.0 lbs	3.6 lbs (tool only)	10 lbs	10.5 lbs
Charger/Batteries	1-Hour Charger / (1) 18V XRP™	Sold Separately	Sold Separately	Sold Separately
Filter Type	High Efficiency Gore™ HEPA	High Efficiency Gore™ HEPA	High Efficiency	HEPA Rated Filter
Includes	-	-	Crevice Tool Attachment and Wide Nozzle Tool Attachment	Crevice Tool Attachment and Wide Nozzle Tool Attachment

WHY DEWALT COMBO KITS?

1. RIGHT MIX OF TOOLS FOR TRADES AND APPLICATIONS:

DEWALT offers a full range of combination kits to accommodate Professional Users and common applications being performed. Depending on your needs – drilling wood or concrete, fastening, cutting wood or metal, lighting, demolition – DEWALT has a cordless solution.



2. VALUE PROPOSITION VERSUS INDIVIDUAL TOOLS:

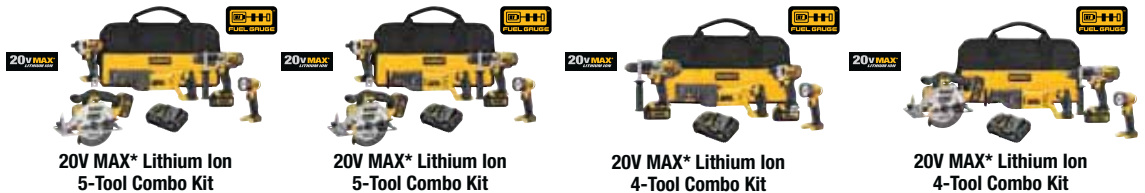
- Get the cordless tools you need in one kit for easy carry and storage
- All are powered by the same battery pack and charger within voltage family
- Saves money versus buying each tool individually

36V COMBO KITS



SPECIFICATIONS	DCX6401
Volts	36V
Hammerdrill/Drill/Driver	DC901
Circular Saw	DC300
Reciprocating Saw	DC305
Flexible Floodlight	DC509
Charger/Batteries	1-Hour Charger / (2) 36V Lithium Ion
Includes	360° side handle, & 7-1/4" carbide tipped blade

20V MAX* COMBO KITS



SPECIFICATIONS	DCK592L2	DCK590L2	DCK492L2	DCK491L2
Volts	20V MAX*	20V MAX*	20V MAX*	20V MAX*
Hammerdrill	DCD985	DCD985	DCD985	DCD985
Circular Saw	DCS391	DCS393 (6-1/2")	DCS380	DCS393 (6-1/2")
Reciprocating Saw	DCS380	DCS381	DCF885	DCS381
Impact Driver	DCF885	DCF885	-	-
LED Worklight	DCL040	DCL040	DCL040	DCL040
Charger/Batteries	Fast Charger / (2) 20V MAX* Lithium Ion (3.0 Ah)	Fast Charger / (2) 20V MAX* Lithium Ion (3.0 Ah)	Fast Charger / (2) 20V MAX* Lithium Ion (3.0 Ah)	Fast Charger / (2) 20V MAX* Lithium Ion (3.0 Ah)
Includes	360° side handle, carbide tipped circular saw blade, & belt hook	360° side handle, carbide tipped circular saw blade, & belt hook	360° side handle & belt hook	360° side handle & carbide tipped circular saw blade

20V MAX* COMBO KITS

(continued)



20V MAX* Lithium Ion 4-Tool Combo Kit



20V MAX* Lithium Ion 4-Tool Combo Kit



20V MAX* Lithium Ion 2-Tool Combo Kit



20V MAX* Lithium Ion 2-Tool Combo Kit

SPECIFICATIONS	DCK490L2	DCK298L2	DCK292L2	DCK290L2
Volts	20V MAX*	20V MAX*	20V MAX*	20V MAX*
Hammerdrill	DCD985	-	DCD985	DCD985
Reciprocating Saw	DCS381	DCS380	DCS380	-
Impact Driver	DCF885	DCF885	-	DCF885
Screwdriver	-	-	-	-
LED Worklight	DCL040	-	-	-
Charger/Batteries	Fast Charger / (2) 20V MAX* Lithium Ion (3.0 Ah)	Fast Charger / (2) 20V MAX* Lithium Ion (3.0 Ah)	Fast Charger / (2) 20V MAX* Lithium Ion (3.0 Ah)	Fast Charger / (2) 20V MAX* Lithium Ion (3.0 Ah)
Includes	360° side handle & belt hook	360° side handle	360° side handle	360° side handle and belt hook



20V MAX* XR Lithium Ion Brushless 2-Tool Combo Kit



20V MAX* XR Lithium Ion Brushless 2-Tool Combo Kit

SPECIFICATIONS	DCK286D2	DCK281D2
Volts	20V MAX*	20V MAX*
Hammerdrill	-	-
Drill/Driver	DCD795	DCD790
Impact Driver	DCF886	DCF886
Charger/Batteries	Fast Charger / (2) 20V MAX* XR Lithium Ion (2.0 Ah)	Fast Charger / (2) 20V MAX* XR Lithium Ion (2.0 Ah)
Includes	(2) belt hooks and bit holder	(2) belt hooks and bit holder



20V MAX* Lithium Ion 2-Tool Combo Kit



20V MAX* Lithium Ion 2-Tool Combo Kit

SPECIFICATIONS	DCK285C2	DCK280C2
Volts	20V MAX*	20V MAX*
Hammerdrill	DCD785	-
Drill/Driver	-	DCD780
Impact Driver	DCF885	DCF885
Charger/Batteries	Fast Charger / (2) 20V MAX* Lithium Ion (1.5 Ah)	Fast Charger / (2) 20V MAX* Lithium Ion (1.5 Ah)
Includes	(2) belt hooks and bit holder	(2) belt hooks and bit holder

18V COMBO KITS



18V XRP™ 9-Tool Combo Kit

SPECIFICATIONS	DCK955X
Volts	18V
Hammerdrill/Drill/Driver	DCD950
Circular Saw	DC390 (6-1/2")
Reciprocating Saw	DC385
Cut-Off Tool	DC411
Cut-Out Tool	DC550
Jig Saw	DC330
Impact Driver	DC825
Impact Wrench	DW059
Flexible Floodlight	DW919
Charger/Batteries	1-Hour Charger / (2) 18V XRP™
Includes	360° side handle, carbide tipped circular saw blade, type 1 guard, wrench, (2) matched flanges, 2-position side handle

18V COMBO KITS



18V XRP™ Lithium Ion 6-Tool Combo Kit



18V XRP™ 6-Tool Combo Kit



18V XRP™ 5-Tool Combo Kit



18V XRP™ Lithium Ion 4-Tool Combo Kit

SPECIFICATIONS	DCK675L	DCK655X	DCK555X	DCK475L
Volts	18V	18V	18V	18V
Hammerdrill/Drill/Driver	DCD970	DCD950	DCD950	DCD970
Circular Saw	-	DC390 (6-1/2")	DC390 (6-1/2")	-
Reciprocating Saw	DC385	DC385	DC385	DC385
Cut-Off Tool	DC411	DC411	-	-
Cut-Out Tool	-	-	-	-
Jig Saw	-	-	-	-
Impact Driver	DC827	DC825	DC825	DC827
Impact Wrench	DW059	-	-	-
Flexible Floodlight	DW919	DW919	DW919	DW919
Charger/Batteries	1-Hour NiCd/NiMH/Li-Ion Charger / (2) 18V XRP™ Lithium Ion	1-Hour Charger / (2) 18V XRP™	1-Hour Charger / (2) 18V XRP™	1-Hour NiCd/NiMH/Li-Ion Charger / (2) 18V XRP™ Lithium Ion
Includes	360° side handle, type 1 guard, wrench, (2) matched flanges, 2-position side handle	360° side handle, carbide tipped circular saw blade, type 1 guard, wrench, (2) matched flanges, (1) type 1 wheel, & 2-position side handle	360° side handle & carbide tipped circular saw blade	360° side handle

18V COMBO KITS (continued)



18V XRP™ Lithium Ion 4-Tool Combo Kit



18V XRP™ 4-Tool Combo Kit



18V XRP™ 4-Tool Combo Kit

SPECIFICATIONS	DCK465L	DCK455X	DCK450X
Volts	18V	18V	18V
Hammerdrill/Drill/Driver	DCD775	DCD950	DCD950
Circular Saw	-	-	DC390 (6-1/2")
Reciprocating Saw	DW938	DC385	DC385
Impact Driver	DC827	DC825	-
Flexible Floodlight	DW908 (Pivot Head Flashlight)	DW919	DW919
Charger/Batteries	1-Hour NiCd/NiMH/Li-Ion Charger / (2) 18V XRP™ Lithium Ion	1-Hour Charger / (2) 18V XRP™	1-Hour Charger / (2) 18V XRP™
Includes	-	360° side handle	360° side handle and carbide tipped circular saw blade



18V XRP™ Lithium Ion 2-Tool Combo Kit



18V XRP™ Lithium Ion 2-Tool Combo Kit



18V XRP™ Lithium Ion 2-Tool Combo Kit



18V XRP™ 2-Tool Combo Kit

SPECIFICATIONS	DCK275L	DCK274L	DCK271L	DCK255X
Volts	18V	18V	18V	18V
Hammerdrill/Drill/Driver	DCD970	DCD775	DCD970	DCD950
Circular Saw	-	-	-	-
Reciprocating Saw	-	-	DC385	-
Impact Driver	DC827	DC827	-	DC825
Flexible Floodlight	-	-	-	-
Charger/Batteries	1-Hour NiCd/NiMH/Li-Ion Charger / (2) 18V XRP™ Lithium Ion	1-Hour NiCd/NiMH/Li-Ion Charger / (2) 18V XRP™ Lithium Ion	1-Hour NiCd/NiMH/Li-Ion Charger, (2) 18V XRP™ Lithium Ion	1-Hour Charger / (2) 18V XRP™
Includes	360° side handle	-	360° side handle	360° side handle



18V XRP™ 2-Tool Combo Kit



18V Compact 4-Tool Combo Kit



18V Compact 4-Tool Combo Kit




18V Compact Lithium Ion 2-Tool Combo Kit

SPECIFICATIONS	DCK251X	DC4CKITA	DCK425C	DCK266L
Volts	18V	18V	18V	18V
Hammerdrill/Drill/Driver	DCD950	-	-	DCD775
Drill/Driver	-	DC720	DC720	-
Circular Saw	-	DCS392	-	-
Reciprocating Saw	DC385	DW938	DW938	-
Impact Driver	-	-	DC825	DCF826
Pivot Head Flashlight	-	DW908	DW908	-
Charger/Batteries	1-Hour Charger / (2) 18V XRP™	1-Hour Charger / (2) 18V	1-Hour Charger / (2) 18V	30-Minute Charger / (2) 18V Compact Lithium Ion
Includes	360° side handle	Carbide tipped circular saw blade	-	-



18V Compact Lithium Ion 2-Tool Combo Kit

SPECIFICATIONS	DCK265L
Volts	18V
Hammerdrill/Drill/Driver	-
Drill/Driver	DCD760
Circular Saw	-
Reciprocating Saw	-
Impact Driver	DCF826
Flexible Floodlight	-
Charger/Batteries	30-Minute Charger / (2) 18V Compact Lithium Ion



12V MAX* COMBO KITS



12V MAX* Lithium Ion 4-Tool Combo Kit



12V MAX* Lithium Ion 2-Tool Combo Kit



12V MAX* Lithium Ion Drill/Driver / Impact Driver Combo Kit



12V MAX* Lithium Ion Screwdriver / Impact Driver Combo Kit

SPECIFICATIONS	DCK413S2	DCK212S2	DCK211S2	DCK210S2
Volts	12V MAX*	12V MAX*	12V MAX*	12V MAX*
Drill/Driver	DCD710	DCD710	DCD710	-
Impact Driver	DCF815	-	DCF815	DCF815
Screwdriver	-	-	-	DCF610
Reciprocating Saw	DCS310	DCS310	-	-
Worklight	DCL510	-	-	-
Charger/Batteries	Fast Charger / (2) 12V MAX* Lithium Ion	Fast Charger / (2) 12V MAX* Lithium Ion	Fast Charger / (2) 12V MAX* Lithium Ion	Fast Charger / (2) 12V MAX* Lithium Ion
Includes	Bit tip, (2) belt hooks, (1) wood cutting recip blade, (1) metal cutting recip blade	Belt hook, (1) wood cutting recip blade, (1) metal cutting recip blade	1 bit tip and (2) belt hooks	2 belt hooks and bit tips

CHARGER/RADIO



Worksite Charger/Radio



Charger/Radio

SPECIFICATIONS	DC012	DCR015
Power Source	7.2V to 18V Battery	12V MAX* and 20V MAX* Battery
AM/FM Digital Tuner	Yes	Yes
Auxiliary Port	Yes	Yes
Charges batteries	NiCd & Lithium Ion	Lithium Ion
Weight	14.2 lbs	13.2 lbs
	Does not work with 12V MAX*, 20V MAX* or Univolt®	Does not work with 18V batteries and other stem packs batteries



XRP™ LITHIUM ION

No Memory & Virtually No Self Discharge
For maximum productivity & less downtime



Lightweight Design

1.5 lbs – same weight as a DeWALT 12V NiCd battery

DeWALT's XRP™ Lithium Ion Batteries Are Protected By a DeWALT Designed Electronics Package That:

- Monitors the cells to ensure each cell is operating at its fullest capacity
- Communicates to the charger to let it know when to stop charging
- Protects the cells from abusive conditions

The electronics are designed to ensure the longest life and maximum power output by the pack during use.

WEIGHT

One lb Lighter

SYSTEM

18V XRP™ Lithium Ion Battery Works with All Your 18V DeWALT Tools.



XRP™ LITHIUM ION BATTERY ALSO AVAILABLE IN 14.4V



DCB204
20V MAX* Premium XR
Lithium Ion Battery



DCB203
20V MAX* XR Lithium Ion
Compact Battery



DCB120
12V MAX* Lithium Ion
Battery



DCB200
20V MAX* Lithium Ion
Battery



DCB201
20V MAX* Lithium Ion
Compact Battery

12V MAX* & 20V MAX* CHARGERS



12V MAX*
Fast Charger



12V MAX* - 20V MAX*
Lithium Ion Battery Charger



12V MAX* - 20V MAX*
Lithium Ion Charger/Radio



12V MAX* - 20V MAX*
Lithium Ion Battery Charger



12V MAX* - 20V MAX* & 7.2V - 18V
Dual System, Dual Port Charger

SPECIFICATIONS		DCB100	DCB101	DCR015	DCB119	DCB103
DC9180	18V	-	-	-	-	60
DCB120	12V MAX*	40	30	45	45	45
DCB200	20V MAX*	X	60	90	90	90
DCB201	20V MAX*	X	30	45	45	30
DCB203	20V MAX*	X	35	60	60	35
DCB204	20V MAX*	X	70	120	120	70

X=Not Compatible



DC9360
36V Lithium Ion
Battery



DW0242
24V XR+™ Pack Fan Cooled
Extended Run-Time Battery



DC9096
18V XRP™ Battery



DC9180
18V XRP™ Lithium Ion
Battery



DC9181
18V Compact
Lithium Ion Battery



DC9091
14.4V XRP™ Battery



DC9144
14.4V XRP™ Lithium Ion
Battery



DC9071
12V XRP™ Battery



DW9061
9.6V Extended
Run-Time Battery



DW9057
7.2V Compact
Battery

CHARGERS



15-Minute
Charger



1-Hour Fan
Cooled Charger



1-Hour Fan Cooled
Vehicle Charger



1-Hour
Charger



NiCd/NiMH/Li-Ion
1-Hour Charger



1-Hour
Vehicle Charger



Dual Port
1-Hour Charger



Worksite
Charger/Radio



12V MAX* - 20V MAX*
& 7.2V - 18V Dual System,
Dual Port Charger

SPECIFICATIONS	DW9117	DW0246	DW0249	DC9000	DC9310	DC9319	DC9320	DC012	DCB103
DC9360	36V	X	X	X	60	X	X	X	X
DW0242	24V	X	60	60	X	X	X	X	X
DC9096	18V	20	X	X	X	60	60	60	60
DC9180	18V	X	X	X	X	60	60	60	60
DC9181	18V	X	X	X	X	60	60	60	60
DC9144	14.4V	X	X	X	X	60	60	60	60
DC9091	14.4V	20	X	X	X	60	60	60	60
DC9071	12V	20	X	X	X	60	60	60	60
DW9061	9.6V	15	X	X	X	45	45	45	45
DW9057	7.2V	12	X	X	X	30	30	30	30

X=Not Compatible

1. IS IT BETTER FOR DeWALT BATTERIES TO BE COMPLETELY DISCHARGED BEFORE CHARGING?

No. Just the opposite. You should stop using a battery as soon as you feel a substantial decrease in power from the tool. Completely running down a battery may damage it. **Do not tape the trigger to run down the battery.**

2. WHAT IS MEMORY, AND DO DeWALT BATTERIES HAVE IT?

Memory is one of many conditions which causes a loss of run-time. Memory is created from repetitive light use in the exact same application (i.e., Cordless Phones, Video Cameras, Electric Shavers, etc.) Our products rarely see light use or the exact same loads, due to variability from the user, the accessory size, as well as the material. The same variability which causes different run-times prevents our cells from developing memory. Power tools are considered high-drain applications. Memory typically develops in lower-drain rate applications, such as cordless phones, laptops, etc..., because the rate at which the battery is draining is continuously the same. Power tools draw higher currents and have sporadic drain rates minimizing the opportunity for the battery to develop a memory.

3. DOES IT HURT DeWALT BATTERIES TO LEAVE THEM IN THE CHARGER?

No. The DeWALT chargers have a maintenance mode which allows batteries to remain in the charger, maintaining a fully charged pack until the user is ready to work. If DeWALT NiCd batteries are stored outside of the charger, they will discharge naturally, 15-20% the first 24 hours, 7-10% the next day, and about 1% every day thereafter. NiCd batteries lose the bulk of the capacity when outside of the charger in the first 3 days. In fact, it is better for the battery to leave it in the charger to be sure it goes through Equalization and Maintenance Modes.

One of the benefits of DeWALT XRP™ Lithium Ion batteries is that they have limited self discharge. Storing DeWALT Lithium Ion batteries outside of the charger will not result in loss of charge.

4. WHAT CAN I DO TO IMPROVE THE RUN-TIME OF MY BATTERY?

If no permanent damage has been done to your battery, you may be able to improve its run-time. The correct procedure for charging your batteries is as follows:

1. Discharge the battery under normal use. Remove the battery, once you feel a loss of power from the tool. **Do not tape the trigger ON.**
2. Let the battery sit out of the charger for a least 2 hours until the battery is at room temperature.
3. Place the battery in the charger overnight to allow for a full charge on each individual cell (A minimum of 8 hours at room temperature).

If there is no difference in run-time, there is either permanent damage or the battery has reached the end of its usable life. In either case, the battery should be replaced.

5. DOES THE OUTSIDE TEMPERATURE AFFECT BATTERIES? HOW?

Yes. If the batteries are too hot (105°F or higher) or too cold (below 40°F), the batteries will not take a full charge. Attempting to charge batteries outside the 40°F-105°F range can result in a permanent loss of run-time. When batteries are being charged and discharged, a chemical reaction is taking place, and if it is too hot or cold the chemical reaction is disturbed causing a loss of run-time.

6. CAN THE DeWALT CHARGER BE USED WITH A GENERATOR?

Yes. All DeWALT chargers, excluding the DW9106, have been designed to handle the variations in voltage and current delivered by generators.


7. SHOULD ANY SPECIAL PRECAUTIONS BE TAKEN WHEN TRANSPORTING OR TRAVELING WITH BATTERIES?

Transporting batteries can possibly cause fires if the battery terminals inadvertently come in contact with conductive materials such as keys, coins, hand tools and the like. The U.S. Department of Transportation Hazardous Material Regulations (HMR) actually prohibit transporting batteries in commerce or on airplanes (i.e., packed in suitcases and carryon luggage) UNLESS they are properly protected from short circuits. So anytime you transport individual batteries, make sure that the battery terminals are protected and well insulated from materials that could contact them and cause a short circuit. For more information consult the U.S. DOT website at www.dot.gov.

8. WHAT SHOULD BE DONE WITH BATTERIES ONCE THEY HAVE GONE BAD?

RECYCLE THEM. DeWALT is an active participant with RBRC (Rechargeable Battery Recycling Corporation), the organization which is the international leader in the collection, transportation and recycling of NiCd, NiMH and Lithium Ion cells. Old batteries should be disposed of at DeWALT Service Centers.

For more information call 1-800-8-BATTERY or 1-800-8-228-8379.



20V MAX*
LITHIUM ION

XR


XR

BRUSHLESS MOTOR



HIGH CAPACITY BATTERIES

BRUSHLESS MOTOR




Brushless Motor

Electronically controls energy transfer efficiently within the tool. This allows the tool to run longer between charges.

Brushed Motor

Mechanical carbon brush system generates friction, heat buildup and energy loss resulting in less run time.

BRUSHLESS MOTORS UP TO 57% MORE RUNTIME
Versus Standard Brushed Motors



Drive Up To 1,737


1-1/4" Screws Per Charge, Into 2x Wood On Average.

DCD790D2
XR Brushless Drill with 2.0 AH Battery

Cooler Running. More Efficient. Longer Runtime.

BATTERY CAPACITY

XR BATTERIES HAVE 33% MORE CAPACITY
Versus Standard 20V MAX* Batteries



More Capacity. More Runtime. Same Size.

GUARANTEED TOUGH.

Each DEWALT tool is engineered and tested for toughness under real world applications. Our tools are dropped, frozen and heated with major components cycling on/off to ensure maximum performance and life.

We also rigorously field test with professional core users to make sure our tools meet the highest standard of performance and durability.

Guaranteed Tough is built into every tool and we stand behind that.

3 YEAR LIMITED WARRANTY	1 YEAR FREE SERVICE	90 DAY MONEY BACK GUARANTEE
--------------------------------------	----------------------------------	--

XR DELIVERS EXTREME RUNTIME.

*Maximum initial battery voltage (measured without a workload) is 20 volts. Nominal voltage is 18.

DUST, CONTROL, VIBRATION


THE DEWALT LINE OF PERFORM & PROTECT™ POWER TOOLS IS DESIGNED WITH FEATURES THAT PROVIDE A HIGH LEVEL OF CONTROL, DUST CONTAINMENT, OR LOW VIBRATION. LESSEN WORKER DISCOMFORT WITHOUT SACRIFICING PERFORMANCE.



GUARANTEED TOUGH.®

DEWALT's Perform & Protect™ line of Power Tools is designed to provide a high level of one or more of the following: control, dust containment, or low vibration, without sacrificing performance.

CORDED POWER TOOLS



GUARANTEED TOUGH.®



DW304PK

RECIPROCATING SAWS



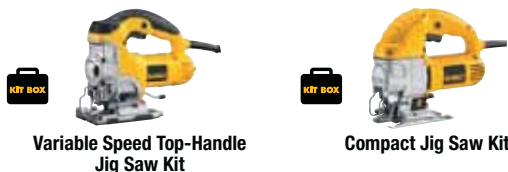
SPECIFICATIONS	DW311K	DW310K	DW304PK	DWE357
Amps	13 Amps	12 Amps	10 Amps	10 Amps
Strokes/Min	0 - 2,700 spm	0 - 2,700 spm	0 - 2,800 spm	0 - 2,800 spm
Stroke Length	1-1/8"	1-1/8"	1-1/8"	1-1/8"
Keyless Blade Clamp	Twist	Twist	Lever	Lever
4-Position Blade Clamp	No	No	Yes	Yes
Adjustable Shoe	Yes	Yes	Fixed	No
Variable-Speed Trigger	Yes	Yes	Yes	Yes
Variable-Speed Dial	Yes	No	No	No
Orbital Action	Yes	No	No	No
Anti-Slip Comfort Grip	Yes	No	No	Yes

CIRCULAR SAWS



SPECIFICATIONS	DW384	DW364	DWS535 / DWS535T	DWE575	DWE575SB
Amps	15 Amps	15 Amps	15 Amps	15 Amps	15 Amps
Max Watts Out	2,075 W	2,075 W	2,100 W	1,950 W	1,950 W
No Load Speed	5,800 rpm	5,800 rpm	4,800 rpm	5,200 rpm	5,200 rpm
Bevel Capacity	50°	50°	53°	57°	57°
Bevel Stops	N/A	N/A	45° / 22.5°	45° / 22.5°	45° / 22.5°
Rear Pivot	Yes	Yes	No	N/A	N/A
Electric Brake	Yes	Yes	No	N/A	N/A
Blade Diameter	8-1/4"	7-1/4"	7-1/4"	7-1/4"	7-1/4"
Depth Of Cut At 90°	2-15/16"	2-7/16"	2-7/16"	2.55"	2.55"
Depth Of Cut At 45°	2-1/4"	1-7/8"	1-7/8"	1-7/8"	1-7/8"
Includes	Carbide tipped blade and blade wrench	Carbide tipped blade and blade wrench	Carbide tipped 7-1/4" blade, blade wrench / carbide tipped 7-1/4" blade, blade wrench, pre-installed w/ twistlock plug	Carbide tipped 7-1/4" blade and blade wrench	Carbide tipped 7-1/4" blade and blade wrench

JIG SAWS



SPECIFICATIONS	DW331K	DW317K
Amps	6.5 Amps	5.5 Amps
Strokes/Min	500 - 3,100 spm	0 - 3,100 spm
Stroke Length	1"	1"
Keyless Blade Clamp	Yes	Yes
Dust Blower	Yes	N/A
Orbital Action	4-position	4-position
Tool Weight	6.4 lbs	6.2 lbs

SCROLL SAW



SPECIFICATIONS	DW788	SCROLL SAW ATTACHMENTS
Amps	1.3 Amps	
Strokes/Min	400 - 1,750 spm	
Stroke Length	3/4"	DW7880 - Scroll Saw Stand
Depth of Cut (inches)	2"	
Tool Weight	56 lbs	DW7881 - Scroll Saw Worklight
Includes	Hex wrench and blades	



MULTI-TOOL



SPECIFICATIONS	DWE315K
Amps	3.0 Amps
Oscillations/Min	0 - 22,000 opm
Variable Speed	Yes
Keyless Accessory Change	Yes
LED Light	Yes
Accessories Included	29
Tool Weight	3.1 lbs
Includes	DEWALT Oscillating Tool Guide System, bi-metal plunge cut blade, fast-cut wood blade, semi-circle flush cut blade, sanding pad, (25) sheets of sand paper, accessory storage box and multi-brand accessory adaptor

TILE SAW



10" (254 mm)
Wet Tile Saw



10" (254 mm)
Wet Tile Saw w/ Stand

SPECIFICATIONS	D24000	D24000S	TILE SAW ATTACHMENTS
Amps	15 Amps	15 Amps	D24001 – Wet Tile Saw Stand
Blade Diameter	10"	10"	
Max Rip Capacity	24" Tile	24" Tile	
Diagonal Cut Capacity	18" Tile	18" Tile	
Plunge Feature	Yes	Yes	
Max. Depth of Cut	3-1/8"	3-1/8"	
Integrated 45° Miter	Yes	Yes	
Integrated 22.5° Miter	Yes	Yes	
Length	34"	34"	
Tool Weight	69 lbs	69 lbs	

HANDHELD TILE SAW



4-3/8" (111.1 mm) Wet/Dry
Handheld Tile Saw

SPECIFICATIONS	DWC860W
Amps	10.8 Amps
Bevel Capacity	45°
rpm	13,000 rpm
Arbor Size	20 mm
Tool Weight	6.6 lbs
Includes	12' Water line and regulator, 4-3/8" DeWALT diamond blade and 2 wrenches

TABLE SAWS



10" (254 mm) Compact Job
Site Table Saw with Site-Pro™
Modular Guarding System



10" (254 mm) Job Site Table Saw with
Site-Pro™ Modular Guarding System



10" (254 mm) Compact Job Site
Table Saw w/ Rolling Stand



10" (254 mm) Jobsite Table Saw with
Guard Detect and w/ Rolling Stand

SPECIFICATIONS	DWE7480	DWE7490X	DWE7491RS	DWE7499GD
Amps	15 Amps	15 Amps	15 Amps	15 Amps
No Load Speed	4,800 rpm	4,800 rpm	4,800 rpm	4,800 rpm
Blade Diameter	10"	10"	10"	10"
Arbor Size	5/8"	5/8"	5/8"	5/8"
Dust Port Diameter	2-1/2"	2-1/2"	2-1/2"	2-1/2"
Depth of Cut at 90°	3-1/8"	3-1/8"	3-1/8"	3-1/8"
Depth of Cut at 45°	2-1/4"	2-1/4"	2-1/4"	2-1/4"
Max Rip to Right of Blade	24"	28"	32-1/2"	32-1/2"
Max Rip to Left of Blade	12"	16-1/2"	22"	22"
Max Width of Dado	N/A	13/16"	13/16"	13/16"
Includes	Miter gauge, push stick, 10" 24T carbide blade and blade guard	Miter gauge, push stick, 10" 24T carbide blade, blade guard and folding table saw stand (DW7440)	Miter gauge, push stick, 10" 24T carbide blade, blade guard and rolling table saw stand (DW7440RS)	Miter gauge, push stick, 10" 24T carbide blade, blade guard and rolling table saw stand (DW7440RS)

PORTABLE TABLE SAW ATTACHMENTS

	DW7440f – Portable Table Saw Stand for DW744X		DW7444 – Dado Throat Plate for DW744X		DW7440RS – Rolling Table Saw Stand for DW744X
	DW7441 – Out feed and Side Support		DW7450f – Table Saw Stand for DW745		
	DW7442 – Thick Kerf Riving Knife for DW744X		DW7452 – Thick Kerf Riving Knife for DW745		

*Available through service only

TRACK SAWS



6-1/2" (165 mm)
TrackSaw™ Kit



TrackSaw™ Kit with
59" (149 cm) and 102" (259 cm) Tracks



TrackSaw™ Kit with
102" (259 cm) Track



TrackSaw™ Kit with
59" (149 cm) Track

SPECIFICATIONS	DWS520K	DWS520CK	DWS520LK	DWS520SK
Power	12 Amp, 1300 W	12 Amp, 1300 W	12 Amp, 1300 W	12 Amp, 1300 W
No Load Speed	1,750 - 4,000 rpm	1,750 - 4,000 rpm	1,750 - 4,000 rpm	1,750 - 4,000 rpm
Blade Diameter	6-1/2"	6-1/2"	6-1/2"	6-1/2"
Bevel Capacity	47°	47°	47°	47°
Max. Cut at 90°	2-1/8"	2-1/8"	2-1/8"	2-1/8"
Max. Cut at 45°	1-5/8"	1-5/8"	1-5/8"	1-5/8"
Weight	11.5 lbs	11.5 lbs	11.5 lbs	11.5 lbs
Includes	6-1/2" (20 mm arbor size) 48T ultra fine finishing blade and blade wrench	6-1/2" (20 mm arbor size) 48T ultra fine finishing blade, 59" track, 102" Track and blade wrench	6-1/2" (20 mm arbor size) 48T ultra fine finishing blade, 102" Track and blade wrench	6-1/2" (20 mm arbor size) 48T ultra fine finishing blade, 59" Track and blade wrench

TRACKSAW ATTACHMENTS

	DWS5240 – Precision ground woodworking blade for TrackSaw™ System - 40T		DWS5023 – 102" (259 cm) TrackSaw™ Track		DWS5030 – TrackSaw™ Replacement Glide Strip
	DWS5258 – Precision ground woodworking blade for TrackSaw™ System - 48T		DWS5025 – TrackSaw™ Track Bag		DWS5031 – TrackSaw™ Router Adapter
	DWS5020 – 46" (116.8 cm) TrackSaw™ Track		DWS5026 – TrackSaw™ Track Clamps		DWS5032 – TrackSaw™ Replacement Friction Strip
	DWS5022 – 59" (149.8 cm) TrackSaw™ Track		DWS5029 – TrackSaw™ Replacement Zero-clearance Anti Splinter Strip		

MITER SAWS



12" (305 mm) Double Bevel Sliding Compound Miter Saw



12" (305 mm) Double Bevel Sliding Compound Miter Saw



10" (254 mm) Double Bevel Sliding Compound Miter Saw

SPECIFICATIONS	DWS780	DW718	DW717
Amps	15 Amps	15 Amps	15 Amps
No Load Speed	3,800 rpm	3,600 rpm	4,000 rpm
Blade Diameter	12"	12"	10"
Arbor Size	5/8" or 1"	5/8" or 1"	5/8"
Vertical Capacity	6-3/4"	6-1/2"	6" Left - 3-1/2" Right"
Vertically Nested Capacity	7-1/2"	6-5/8"	6 1/4"
Horizontal Capacity (MAX with back fence)	16"	16"	14"
Includes	XPS light, Carbide blade, blade wrench, dust bag and vertical material clamp	Carbide blade, blade wrench, dust bag and vertical material clamp	Carbide blade, blade wrench, dust bag and vertical material clamp



12" (305 mm) Double Bevel Compound Miter Saw



12" (305 mm) Single Bevel Compound Miter Saw



10" (254 mm) Single Bevel Miter Saw

SPECIFICATIONS	DW716	DW715	DW713
Amps	15 Amps	15 Amps	15 Amps
No Load Speed	3,800 rpm	4,000 rpm	5,000 rpm
Blade Diameter	12"	12"	10"
Arbor Size	5/8" or 1"	5/8" or 1"	5/8"
Vertical Capacity	6-1/2"	6-1/2"	3-1/2"
Vertically Nested Capacity	6-5/8"	5-1/4"	4-1/2"
Horizontal Capacity	8" (10" with back fence)	8"	6"
Includes	Carbide blade, dust bag and blade wrench	Carbide blade, dust bag and blade wrench	Carbide blade, dust bag and blade wrench

MITER SAW STANDS



Miter Saw Stand



Compact Miter Saw Stand



Work Stand



Work Stand with Miter Saw Mounting Brackets



Rolling Miter Saw Stand

SPECIFICATIONS	DWX723	DWX724	DWX725	DWX725B	DWX726
Support Width	Up to 150"	Up to 100"	Up to 36"	Up to 36"	Up to 96"
Max. Capacity	500 lbs	500 lbs	1,000 lbs	1,000 lbs	300 lbs
Unit Weight	35 lbs	30 lbs	15.4 lbs	17.1 lbs	67 lbs
Includes	(2) Convertible work supports/stops and (2) mounting brackets	(2) Convertible work supports/stops and (2) mounting brackets	-	(2) Mounting brackets	-

MITER SAW/STAND ATTACHMENTS

	DW7026 – Miter Saw Stand Carry Strap		DW7055 – Miter Saw Replacement Kerf Plate (for DW715 & DW716)		DW7231 – Miter Saw Workstation Tool Mounting Brackets (for DWX723, DWX724 and DWX725 stands)
	DW7027 – Wide Roller Material Support		DW7080 [†] – Extension Kit (for DW712, DW713, DW715, DW716, DW717 & DW718)		DW7232 – Miter Saw Workstation Work Piece Support and Length Stop (for DWX723 and DWX724 stands)
	DW7028 – Miter Saw Stand Extension Support		DW7082 – Vertical Clamp (for DW712, DW713, DW715, DW716, DW717 & DW718)		
	DW7029 – Wide Miter Saw Stand Material Support and Stop		DW7084 – Crown Stops (for DW712, DW713, DW715, DW716, DW717, DW718 & DWS780)		
	DW7051 – Length Stop (for all DeWALT Miter Saws)				
	DW7053 – Dust Bag (for all DeWALT Miter Saws)				

[†]Available through service only

SCREWDRIVERS



5,300 rpm
High Speed VSR
Drywall Scrugun



4,000 rpm
Lightweight VSR
Drywall Scrugun



4,000 rpm
VSR Drywall Scrugun



2,500 rpm
VSR All-Purpose
Scrugun

SPECIFICATIONS	DW255	DW252	DW272/W/WT	DW257
Amps	6.0 Amps	6.0 Amps	6.3 Amps	6.2 Amps
No Load Speed	0 - 5,300 rpm	0 - 4,000 rpm	0 - 4,000 rpm	0 - 2,500 rpm
Clutch	Standard	Standard	Standard	Standard
Torque	60 in-lbs	60 in-lbs	81 in-lbs	132 in-lbs
Max Fastener Size	#8	#8	#8	#12
Tool Weight	2.9 lbs	2.8 lbs	3.1 lbs	3.5 lbs
Includes	-	-	W = 50' cord WT = 50' twist lock cord	-



2,500 rpm
Heavy-Duty VSR
All-Purpose Scrugun



2,500 rpm
VSR Depth-Sensitive
TEKS® Scrugun



2,500 rpm
Lightweight VSR All-Purpose
Scrugun Kit



2,000 rpm
VSR VERSA-CLUTCH™
Scrugun

SPECIFICATIONS	DW276	DW266	DW260K	DW267
Amps	6.5 Amps	6.5 Amps	6.2 Amps	6.5 Amps
No Load Speed	0 - 2,500 rpm	0 - 2,500 rpm	0 - 2,500 rpm	0 - 2,000 rpm
Clutch	Standard	Standard	Standard	VERSA-CLUTCH™ System
Torque	132 in-lbs	132 in-lbs	132 in-lbs	164 in-lbs
Max Fastener Size	#14	#14	#12	#14
Tool Weight	3.6 lbs	3.5 lbs	3.2 lbs	3.7 lbs
Includes	-	-	1/4", 5/16", 3/8" Nut setters, 3 locators	-



2,500 rpm
VSR VERSA-CLUTCH™
Scrugun



1,000 rpm
VSR VERSA-CLUTCH™
Scrugun



2,500 rpm
VSR Positive-Clutch Scrugun
with 1/4" Bit Holder



2,500 rpm
VSR Positive-Clutch Scrugun
with Threaded Clutch Housing

SPECIFICATIONS	DW268	DW269	DW281	DW284
Amps	6.5 Amps	6.5 Amps	6.5 Amps	6.5 Amps
No Load Speed	0 - 2,500 rpm	0 - 1,000 rpm	0 - 2,500 rpm	0 - 2,500 rpm
Clutch	VERSA-CLUTCH™ System	VERSA-CLUTCH™ System	Positive	Positive
Torque	132 in-lbs	344 in-lbs	132 in-lbs	132 in-lbs
Max Fastener Size	#14	#14	#14	#14
Tool Weight	3.7 lbs	3.7 lbs	3.4 lbs	3.3 lbs

IMPACT WRENCHES



1/2" (12.7 mm) Impact Wrench 1/2" (12.7 mm) Impact Wrench 3/4" (19 mm) Impact Wrench 3/4" (19 mm) Impact Wrench

SPECIFICATIONS	DW292/K*	DW293	DW294	DW297
Amps	7.5 Amps	7.5 Amps	7.5 Amps	7.5 Amps
No Load Speed	2,100 rpm	2,100 rpm	2,100 rpm	1,600 rpm
Max. Torque	345 ft-lbs	345 ft-lbs	345 ft-lbs	434 ft-lbs
Impacts/Min	2,700 ipm	2,700 ipm	2,700 ipm	1,800 ipm
Anvil Type	Detent Pin	Hog Ring	Detent Pin	Detent Pin
Tool Length	11-1/4"	11-1/4"	11-1/4"	13"
Tool Weight	7.0 lbs	7.0 lbs	7.0 lbs	11.0 lbs
Includes	-	-	-	360° side handle

* (K) Includes Kitbag

CUT-OUT TOOL



Cut-Out Tool

SPECIFICATIONS	DW660
Amps	5.0 Amps
No Load Speed	30,000 rpm
Collet Diameter	1/8", 1/4"
Adjustable Guide	Yes
Spindle Lock	Yes
Tool Length	10"
Tool Weight	3.2 lbs
Includes	(1) drywall cutting bit and 1/4", 1/8" collets

3/8" VSR DRILLS



SPECIFICATIONS	DWD115K	DWD112	DWD110K	DW223G	DW222	DWE1014
Chuck Size	3/8"	3/8"	3/8"	3/8"	3/8"	3/8"
Keyless Chuck	Yes	Yes	Yes	No	Yes	No
Amps	8.0 Amps	8.0 Amps	8.0 Amps	7.0 Amps	6.7 Amps	7.0 Amps
No Load Speed	0 - 2,500 rpm	0 - 2,500 rpm	0 - 2,500 rpm	0 - 1,200 rpm	0 - 1,200 rpm	0 - 2,800 rpm
Max Watts Out	650 W	650 W	650 W	560 W	520 W	440 W
Capacity In Wood (Spade Bit)	1"	1"	1"	1-1/4"	1-1/4"	1"
Capacity In Wood (Hole Saw)	1-1/8"	1-1/8"	1-1/8"	2-1/8"	2-1/8"	1-1/8"
Capacity In Steel (Twist Bit)	3/8"	3/8"	3/8"	3/8"	3/8"	3/8"
Tool Weight	4.1 lbs	4.1 lbs	4.1 lbs	3.6 lbs	3.3 lbs	3.6 lbs
Includes	-	-	-	Chuck key with holder	-	Chuck key

DWD115K



VSR DRILLS



1/4" (6.3 mm) VSR Drill 3/8" (9.5 mm) VSR Right Angle Drill


SPECIFICATIONS	DW217	DW160V
Chuck Size	1/4"	3/8"
Amps	6.7 Amps	4.0 Amps
No Load Speed	0 - 4,000 rpm	0 - 1,200 rpm
Max Watts Out	510 W	200 W
Keyless Chuck	No	No
Capacity In Wood (Spade Bit)	3/4"	1-1/8"
Capacity In Wood (Hole Saw)	N/A	1-1/8"
Capacity In Steel (Twist Bit)	1/4"	3/8"
Tool Weight	3.2 lbs	3.75 lbs
Includes	Chuck key with holder	Chuck key with holder

1/2" VSR DRILLS



SPECIFICATIONS	DWD215G	DWD216G	DWD210G	DW246	DW245	DW235G
Chuck Size	1/2"	1/2"	1/2"	1/2"	1/2"	1/2"
Amps	10 Amps	10.5 Amps	10 Amps	7.8 Amps	7.8 Amps	7.8 Amps
No Load Speed	0 - 1,200 rpm	0 - 1,200 rpm	0 - 1,200 rpm	0 - 600 rpm	0 - 600 rpm	0 - 850 rpm
Max Watts Out	980 W	1100 W	980 W	600 W	600 W	600 W
Keyless Chuck	Yes	No	No	No	No	No
Capacity In Wood (Spade Bit)	1-1/2"	1-1/2"	1-1/2"	1-1/2"	1-1/2"	1-1/2"
Capacity In Wood (Auger Bit)	1-1/2"	1-1/2"	1-1/2"	1-1/2"	1-1/2"	1-1/8"
Capacity In Steel (Twist Bit)	1/2"	1/2"	1/2"	1/2"	1/2"	1/2"
Capacity In Steel (Hole Saw)	2"	2"	2"	2-3/4"	2-3/4"	2"
Tool Weight	5.2 lbs	5.2 lbs	4.9 lbs	4.4 lbs	4.4 lbs	4.2 lbs
Includes	360° locking side handle	360° locking side handle	360° locking side handle and chuck key with holder	360° side handle	360° side handle and chuck key with holder	360° side handle and chuck key with holder

DWD460



ELECTRONIC CLUTCH DRILL



SPECIFICATIONS	DWD220
Chuck Size	1/2"
Amps	10.5 Amps
No Load Speed	0 - 1,200 rpm
Max Watts Out	1100 W
Keyless Chuck	No
E-Clutch	Yes
Capacity In Wood (Spade Bit)	1-1/2"
Capacity In Wood (Auger Bit)	1-1/2"
Capacity In Steel (Twist Bit)	1/2"
Capacity In Steel (Hole Saw)	2"
Tool Weight	4.9 lbs
Includes	360° side handle and chuck key with holder

1/2" SPECIALTY DRILLS



SPECIFICATIONS	DWD460/K*	DW124/K*	DW120K	DW130V	DW140
Chuck Size	1/2"	1/2"	1/2"	1/2"	1/2"
Amps	11 Amps	11.5 Amps	7.0 Amps	9.0 Amps	7.0 Amps
No Load Speed	0-330 / 0-1,300 rpm	300 / 1,200 rpm	400 / 600 / 900 rpm	0 - 550 rpm	600 rpm
Max Watts Out	1015 W	850 W	580 W	600 W	580 W
Kit Box	No/Yes	No/Yes	Yes	No	No
Mechanical Clutch	Yes and Bind-Up Control®	Yes	No	No	No
Capacity In Wood (Auger Bit)	1-1/2"	1-1/2"	1-1/2"	1-1/2"	1-1/2"
Capacity In Steel (Twist Bit)	1/2"	1/2"	1/2"	1/2"	1/2"
Capacity In Steel (Hole Saw)	5"	5"	5"	3"	1-1/2"
Tool Weight	11.7 lbs	13.5 lbs	9.7 lbs	7.5 lbs	7.0 lbs
Includes	2-position side handle, bail handle and chuck key with holder	2-position side handle, bail handle and chuck key with holder	5-position side handle, allen wrench and chuck key with holder	3-position side handle, 2-position rear spade handle and chuck key with holder	3-position side handle and chuck key

* (K) Includes Kitbox

HAMMER DRILLS



SPECIFICATIONS	DW505	DW511	DWD520	DWD520K	DWD525K
Amps	7.8 Amps	7.8 Amps	10 Amps	10 Amps	10 Amps
Max Watts Out	650 W	650 W	980 W	980 W	980 W
No Load Speed	0-1,100 / 0-2,700 rpm	0-2,700 rpm	0-1,200 / 0-3,500 rpm	0-1,200 / 0-3,500 rpm	0-1,200 / 0-3,500 rpm
Blows/Min	0-19,000 / 0-46,000 bpm	0-46,000 bpm	0-56,000 bpm	0-56,000 bpm	0-56,000 bpm
Capacity In Steel	1/2"	1/2"	1/2"	1/2"	1/2"
Capacity In Wood	1-1/2"	1-1/4"	1-1/2"	1-1/2"	1-1/2"
Concrete Optimum	5/32" - 3/8"	5/32" - 3/8"	5/32" - 7/16"	5/32" - 7/16"	5/32" - 7/16"
Kit Box	No	No	No	Yes	Yes
Tool Length	13"	11-1/2"	14"	14"	13"
Tool Weight	4.8 lbs	4.3 lbs	6.0 lbs	6.0 lbs	6.0 lbs
Includes	360° side handle, depth rod and chuck key	360° side handle, depth rod and chuck key	360° side handle, steel depth rod and chuck key	360° side handle, steel depth rod and chuck key	360° side handle, steel depth rod and chuck key with holder

CORDLESS SDS ROTARY HAMMERS



SPECIFICATIONS	DC212KA	DCH253M2	DC233KL
Volts	18V	20V MAX*	36V
Chuck Type	SDS Plus	SDS Plus	SDS Plus
No Load Speed	0 - 1,100 rpm	0 - 1,200 rpm	0 - 1,150 rpm
Blows/Min	0 - 4,100 bpm	0 - 4,500 bpm	0 - 4,400 bpm
Impact Energy	1.7 ft-lbs	1.7 ft-lbs	1.9 ft-lbs
Vibration Measurement	8.0 m/s ²	6.9 m/s ²	8.5 m/s ²
Vibration Control	Yes - SHOCKS®	Yes - SHOCKS®	Yes - SHOCKS®
Chipping	No	Yes	Yes
Concrete Optimum	5/32" - 1/2"	5/32" - 1/2"	5/32" - 5/8"
Weight	7.6 lbs	6.4 lbs	7.8 lbs
Charger/Batteries	1-Hour Charger / (2) 18V XRP™	Fast Charger / (2) 20V MAX* Lithium Ion (4.0 Ah)	1-Hour Charger / (2) 36V Lithium Ion
Includes	360° side handle with depth rod	360° side handle with depth rod	360° side handle with depth rod
Also available	DC212KL (with 1-Hour Charger, (2) 18V XRP™ Lithium Ion); DC212B (Tool Only)	DCH253B (Tool Only)	DC233KLDH (with 1-Hour Charger / (2) 36V Lithium Ion, D25302DH dust extraction system)

SEE PAGE 12 FOR ADDITIONAL AVAILABILITY

* With respect to the 20V MAX*: Maximum initial battery voltage (measured without a workload) is 20 volts. Nominal voltage is 18.

SDS ROTARY HAMMERS



SPECIFICATIONS	D25012K	D25023K	D25123K	D25213K	D25223K
Optimal Concrete Drilling	5/32" - 1/2"	5/32" - 1/2"	5/32" - 5/8"	5/32" - 5/8"	5/32" - 5/8"
Amps	6.0 Amps	6.9 Amps	8.0 Amps	8.0 Amps	8.0 Amps
Impact Energy	1.8 ft-lbs	1.8 ft-lbs	2.5 ft-lbs	2.5 ft-lbs	2.5 ft-lbs
Vibration Control	No	No	No	No	Yes - SHOCKS®
No Load Speed	0 - 1,550 rpm	0 - 1,550 rpm	0 - 1,150 rpm	0 - 1,150 rpm	0 - 1,150 rpm
Blows/Min	0 - 4,150 bpm	0 - 4,550 bpm	0 - 4,300 bpm	0 - 4,300 bpm	0 - 4,300 bpm
Vibration Measurement	11 m/s ²	13.2 m/s ²	17.8 m/s ²	21 m/s ²	10 m/s ²
Chipping	No	Yes	Yes	Yes	Yes
Clutch	Yes	Yes	Yes	Yes	Yes
Tool Length	13.2"	16.2"	14.2"	16.6"	17.7"
Tool Weight	5.2 lbs	5.5 lbs	5.7 lbs	6.1 lbs	7.0 lbs
Warranty - Service Contract	1 Yr.	1 Yr.	1 Yr.	1 Yr.	2 Yr.
Includes	360° side handle with depth rod	360° side handle with depth rod	360° side handle with depth rod	360° side handle with depth rod	360° side handle with depth rod

(continued on next page)

SDS ROTARY HAMMERS

(continued)



SPECIFICATIONS	D25313K	D25323K	D25324K	D25404K
Optimal Concrete Drilling	5/32"- 5/8"	5/32"- 5/8"	5/32"- 5/8"	1-1/8"
Amps	8.0 Amps	8.0 Amps	8.0 Amps	8.3 Amps
Impact Energy	2.5 ft-lbs	2.5 ft-lbs	2.5 ft-lbs	3.3 ft-lbs
Vibration Control	No	Yes - SHOCKS®	Yes - SHOCKS®	No
No Load Speed	0 - 1,150 rpm	0 - 1,150 rpm	0 - 1,150 rpm	0 - 730 rpm
Blows/Min	0 - 4,300 bpm	0 - 4,300 bpm	0 - 4,300 bpm	0 - 4,100 bpm
Vibration Measurement	18 m/s ²	10.5 m/s ²	10.5 m/s ²	14.5 m/s ²
Chipping	Yes	Yes	Yes	Yes
Clutch	Yes	Yes	Yes	Yes
Tool Length	11.5"	12.1"	12.4"	15.25"
Tool Weight	6.5 lbs	7.5 lbs	7.8 lbs	10.7 lbs
Warranty - Service Contract	1 Yr.	2 Yr.	2 Yr.	1 Yr.
Includes	360° side handle with depth rod	360° side handle with depth rod	360° side handle with depth rod and 3 Jaw Keyless chuck	360° side handle with depth rod

DUST SOLUTIONS



PAGE 37 & 38

SDS MAX ROTARY HAMMERS



SPECIFICATIONS	D25501K	D25602K	D25712K	D25762K
Optimal Concrete Drilling	3/8"- 1-1/4"	1/2"- 1-3/8"	1"-1-5/8"	1"- 1-3/4"
Amps	12 Amps	13.5 Amps	13 Amps	15 Amps
Impact Energy	8 ft-lbs	9.5 ft-lbs	11.7 ft-lbs	15 ft-lbs
Vibration Control	No	Yes - SHOCKS®	Yes - SHOCKS®	Yes - SHOCKS®
No Load Speed	490 rpm	210 - 415 rpm	137 - 275 rpm	125 - 250 rpm
Blows/Min	3,300 bpm	1,430 - 2,840 bpm	1,260 - 2,520 bpm	1,150 - 2,304 bpm
Vibration Measurement	18.3 m/s ²	9.1 m/s ²	7.8 m/s ²	9.3 m/s ²
Clutch	Yes	Yes	Yes - 2 Stage	Yes - 2 Stage
Tool Length	18.6"	18.6"	20.5"	23"
Tool Weight	13.5 lbs	15.1 lbs	17.5 lbs	19.2 lbs
Warranty - Service Contract	1 Yr.	2 Yr.	2 Yr.	2 Yr.
Includes	360° side handle	360° side handle	360° side handle	360° side handle

SPLINE ROTARY HAMMERS



SPECIFICATIONS	D25553K	D25651K
Optimal Concrete Drilling	3/8"- 1-1/4"	1/2"- 1-3/8"
Amps	11 Amps	13.5 Amps
Impact Energy	8.0 ft-lbs	9.5 ft-lbs
Vibration Control	No	Yes - SHOCKS®
No Load Speed	490 rpm	210 - 415 rpm
Blows/Min	3,300 bpm	1,430 - 2,840 bpm
Vibration Measurement	18.3 m/s ²	9.1 m/s ²
Clutch	Yes	Yes - 2 Stage
Tool Length	18.6"	18.6"
Tool Weight	14 lbs	15.5 lbs
Warranty - Service Contract	1 Yr.	2 Yr.
Includes	360° side handle	360° side handle



CHIPPING HAMMERS



SPECIFICATIONS	D25330K	D25831K	D25851K	D25891K
Amps	8.0 Amps	13.5 Amps	13.5 Amps	15 Amps
Impact Energy	2.5 ft-lbs	9.5 ft-lbs	9.5 ft-lbs	15 ft-lbs
Vibration Control	No	Yes - SHOCKS®	Yes - SHOCKS®	Yes - SHOCKS®
Vibration Measurement	17 m/s ²	8.3 m/s ²	8.3 m/s ²	12.4 m/s ²
Blows/Min	0 - 4,100 bpm	1,430 - 2,840 bpm	1,430 - 2,840 bpm	1,152 - 2,304 bpm
Variable Impact Control Dial	No	7 Settings	7 Settings	8 Settings
Chisel Rotation	Yes	Yes - Manual	Yes - Manual	Yes
Tool Length	11.5"	18.6"	18.6"	23"
Tool Weight	6.5 lbs	13.6 lbs	14 lbs	19 lbs
Warranty - Service Contract	1 Yr.	2 Yr.	2 Yr.	2 Yr.
Includes	360° side handle	360° side handle	360° side handle	360° side handle

DEMOLITION HAMMERS



SPECIFICATIONS	D25899K	D25901K	D25941K	D25960K
Amps	14 Amps	14 Amps	15 Amps	15 Amps
Impact Energy	18.5 ft-lbs	3.7 - 18.5 ft-lbs	22 ft-lbs	30 ft-lbs
Vibration Control	No	Yes - SHOCKS®	Yes - SHOCKS®	Yes - SHOCKS®
Vibration Measurement	11.5 m/s ²	8.0 m/s ²	9.0 m/s ²	6.8 m/s ²
Blows/Min	2,040 bpm	1,020 - 2,040 bpm	1,620 bpm	1,460 bpm
Variable Impact Control Dial	19 Settings	Yes	No	No
Chisel Rotation	One-step, 12 Positions	One-step, 12 Positions	One-step, 12 Positions	No
Tool Length	25.8"	26.8"	29.7"	30"
Tool Weight	21.2 lbs	23.4 lbs	27.2 lbs	40.5 lbs
Warranty - Service Contract	1 Yr.	2 Yr.	2 Yr.	2 Yr.
Bit Type	SDS Max	SDS Max	3/4" Hex	1-1/8"
Includes	360° side handle	360° side handle	360° side handle	Bull point chisel and wheeled kit box

PAVEMENT BREAKER



SPECIFICATIONS	D25980	D25980K	D259803
Amps	15 Amps	15 Amps	-
Impact Energy	61 ft-lbs	61 ft-lbs	-
Blows/Min	900 bpm	900 bpm	-
Vibration Control	Yes - SHOCKS®	Yes - SHOCKS®	-
Vibration Measurement	4.8 m/s ²	4.8 m/s ²	-
Tool Length	30.7"	30.7"	-
Tool Weight	68.3 lbs	129.3 lbs	61 lbs
Hand Truck	-	Multipurpose	Multipurpose
Warranty - Service Contract	2 Yr.	2 Yr.	3 Yr.
Includes	-	Hammer truck, flat foot plate for hammer truck, pegged foot plate for hammer truck, (1) bull point chisel, (1) 1" cold chisel and (1) 3" wide chisel	Flat foot plate for hammer truck, pegged foot plate for hammer truck, (1) bull point chisel, (1) 1" cold chisel and (1) 3" wide chisel



DUST EXTRACTION FOR LARGE ROTARY HAMMERS



Large Hammer Dust Extraction - Hole Cleaning



Large Hammer Dust Extraction - Demolition



Large Hammer Dust Extraction - Chiseling

SPECIFICATIONS	DWH050K	DWH052K	DWH053K
Application	Drilling (up to 2") & Hole Cleaning (3/8" and up)	Chipping	Demolition
Used With	All rotary hammers or hammerdrills	DeWALT Spline, SDS Max, 3/4" Hex Chipping Hammers	1-1/8" Demolition Hammers
Hose Port Inner Diameter	35 mm	35 mm	35 mm
Hose Port Outer Diameter	42 mm	42 mm	42 mm
Compatible with Universal Connector	Yes	Yes	Yes
Includes	5/16" hole cleaning tube, 9/16" hole cleaning tube, 1-1/2" hole drilling head attachment, 2" hole drilling head attachment and dust extractor body	Dust extractor base, mounting bracket and mounting bracket strap	Dust extractor base, (3) chisel nozzles and (3) tool adaptors

DUST EXTRACTION FOR SDS ROTARY HAMMERS



Dust Extractor Telescope w/ Hose for SDS Rotary Hammers



Dust Extraction for L-Shape SDS Hammer



Dust Extraction System for 36V SDS Rotary Hammer



36V Lithium Ion SDS Rotary Hammer Kit and Dust Extraction System

SPECIFICATIONS	D25301D	D25300DH	D25302DH	DC233KLDH
Built-In Motor	N/A	Yes	Yes	Yes
2-Second Shut-Off Delay	N/A	Yes	Yes	Yes
Separate Vac Required	Yes	No	No	No
Fits DeWALT SDS Hammers	Corded & Cordless except D25404	Corded L-Shape except D25404	Cordless 36V	36V SDS Hammer
Includes	Side handle	-	Side handle	DC233 36V Lithium Ion 1" SDS rotary hammer, D25302DH dust extraction system, 1-Hour charger and (2) 36V Lithium Ion

DUST EXTRACTION FOR GRINDERS



5" / 6" (125 mm / 150 mm) Cutting/Tuck Pointing Shroud



5" / 6" (125 mm / 150 mm) Cutting/Tuck Pointing Shroud Kit



5" (125 mm) Surfacing Shroud Kit

SPECIFICATIONS	DWE46100	DWE46101	DWE46151
Max Wheel Diameter	5" / 6"	5" / 6"	5"
Hose Port Inner Diameter	35 mm	35 mm	35 mm
Hose Port Outer Diameter	42 mm	42 mm	42 mm
Tool Free Shroud Change	Yes	Yes	Yes
Tool Free Accessory Change	Yes	Yes	Yes
Includes	-	Universal connector, DWE46102 grinder with guard, side handle, matched flange set, wrench and diamond blade	Universal Connector and D28112 Grinder



5" (125 mm) Surfacing Shroud



7" (180 mm) Surface Grinding Dust Shroud

SPECIFICATIONS	DWE46150	DWE46170
Max Wheel Diameter	5"	7"
Hose Port Inner Diameter	35 mm	35 mm
Hose Port Outer Diameter	42 mm	42 mm
Tool Free Shroud Change	Yes	Yes
Tool Free Accessory Change	Yes	Yes





DUST EXTRACTOR VACUUM

SPECIFICATIONS	DWV012
Tank Size	10 gal
Amps	15 Amps
Max cfm	140 cfm
Water Lift	81"
Size (L x H x W)	23.5 x 27.2 x 18.5
Weight	33.5 lbs
Decibel	73 dBA
Variable-Speed Dial	Yes
Power Cord	15'
Hose Diameter	1-1/4"
Hose Length	15'
Warranty	1 Yr.
Includes	(2) HEPA filters and 15' kink resistant hose



DUST EXTRACTOR VACUUM ACCESSORIES			
	DWV9315	Replacement Hose for DWV012 Dust Extractor	
	DWV9316	15' Anti Static Hose for DWV012 Dust Extractor	
	DWV9320	Replacement HEPA Filter (2 Pack) for DWV012 Dust Extractor	
	DWV9400	Disposable Plastic Liner (5 Pack) for DWV012 Dust Extractor	
	DWV9401	Paper Bag (5 Pack) for DWV012 Dust Extractor	
	DWV9402	Fleece Bag (5 Pack) for DWV012 Dust Extractor	

DUST EXTRACTOR VACUUM ATTACHMENTS



SPECIFICATIONS	D279059B	D279059
Includes	11" Beater bar floor brush and (2) extension wands (1.38" friction fit)	Floor squeegee, floor sweeper, crevice tool, (2) extension wands and curved wand

DUST EXTRACTOR CONNECTORS



SPECIFICATIONS	DWV9000	DWV9110	DWV9120	DWV9130	DWV9140	DWV9150
Outer Diameter	-	1.14" - 1.42" (29 mm - 36 mm)	35 mm - 38 mm	31 mm	51 mm - 60 mm 52 mm (Inner Diameter)	35 mm



SPECIFICATIONS	DWV9160	DWV9170	D279058CL	DWV9190	DWV9180
Outer Diameter	25.5 mm	35 mm	-	Connects to 2-1/4" Hose O.D. similar to RIDGID® Vac or Shop-Vac®.	Allows PORTER-CABLE® 7800 drywall sander to be connected to DWV9000 universal quick connector and DWV012 dust extractor

PORTER-CABLE is a registered trademark of PORTER-CABLE.
RIDGID is a registered trademark of RIDGID.
Shop-Vac is a registered trademark of Shop-Vac.

SMALL ANGLE GRINDERS



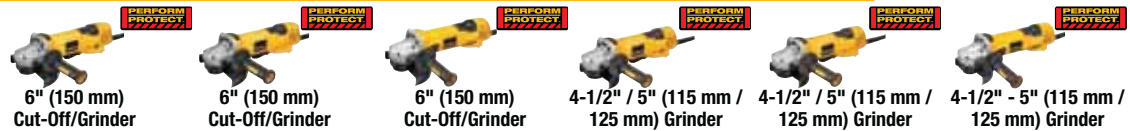
SPECIFICATIONS	DWE4011	DW802G	D28402	D28402N	D28112
Amps	7.0 AC/DC Amps	9.0 AC/DC Amps	10 AC/DC Amps	10 AC/DC Amps	10 AC/DC Amps
Max Watts Out / Horsepower	850 W / 1.14 HP	1,000 W / 1.3 HP	1,200 W / 1.6 HP	1,200 W / 1.6 HP	1,200 W / 1.6 HP
No Load Speed	12,000 rpm	10,000 rpm	11,000 rpm	11,000 rpm	11,000 rpm
Use Accessories rpm Above	12,000 rpm	10,000 rpm	11,000 rpm	11,000 rpm	11,000 rpm
Spindle Thread	5/8"-11	5/8"-11	5/8"-11	5/8"-11	5/8"-11
Switch Type	Slide	Paddle w/ lock-on	Paddle w/ lock-on	Paddle no lock-on	Slide
Dust Ejection System™	No	No	Yes	Yes	Yes
Tool-Free Flange System	Yes	Yes	Yes	Yes	Yes
Tool Length	10-5/8"	11.5"	11-1/4"	11-1/4"	11-1/4"
Tool Weight	3.9 lbs	5.1 lbs	4.6 lbs	4.6 lbs	4.6 lbs
Includes	2-Position side handle, One-Touch™ guard type 27 and wrench	Side handle, type 27 keyless guard, backing flange, clamp nut, wrench and grinding wheel	2-Position side handle, type 27 keyless adjustable guard and wrench	2-Position side handle, type 27 keyless adjustable guard and wrench	2-Position side handle, type 27 keyless adjustable guard and wrench

HIGH PERFORMANCE SMALL ANGLE TRIGGER GRIP




SPECIFICATIONS	D28065	D28065N	D28115	D28115N
Amps	13 Amps AC/DC	13 Amps AC/DC	13 Amps AC/DC	13 Amps AC/DC
Max Watts Out / Horsepower	1,700 W / 2.3 HP	1,700 W / 2.3 HP	1,700 W / 2.3 HP	1,700 W / 2.3 HP
No Load Speed	9,000 rpm	9,000 rpm	9,000 rpm	9,000 rpm
Spindle Thread	5/8"-11	5/8"-11	5/8"-11	5/8"-11
Switch Type	Trigger	Trigger	Trigger	Trigger
Dust Ejection System™	Yes	Yes	Yes	Yes
Tool-Free Flange System	Yes	Yes	Yes	Yes
E-Clutch®/ Overload Protection	No	No	No	No
Tool Length	15.25"	15.25"	15.25"	15.25"
Tool Weight	4.75 lbs	4.75 lbs	4.75 lbs	4.75 lbs
Includes	2-Position side handle, 5" type 27 keyless adjustable guard, 6" type 27 keyless adjustable guard and wrench	2-Position side handle, 5" type 27 keyless adjustable guard, 6" type 27 keyless adjustable guard and wrench	2-Position side handle, 5" type 27 keyless adjustable guard and wrench	2-Position side handle, 5" type 27 keyless adjustable guard and wrench

HIGH PERFORMANCE SMALL ANGLE BODY GRIP



SPECIFICATIONS	D28144	D28144N	D28140	D28114	D28114N	D28131
Amps	13 AC Amps	13 AC Amps	13 AC Amps	13 AC Amps	13 AC Amps	13 AC Amps
Max Watts Out / Horsepower	1,700 W / 2.3 HP	1,700 W / 2.3 HP	1,700 W / 2.3 HP	1,700 W / 2.3 HP	1,700 W / 2.3 HP	1,700 W / 2.3 HP
No Load Speed	9,000 rpm	9,000 rpm	9,000 rpm	11,000 rpm	11,000 rpm	11,000 rpm
Spindle Thread	5/8"-11	5/8"-11	5/8"-11	5/8"-11	5/8"-11	5/8"-11
Switch Type	Paddle w/ lock-on	Paddle no lock-on	Slide	Paddle w/ lock-on	Paddle no lock-on	Slide
Dust Ejection System™	Yes	Yes	Yes	Yes	Yes	Yes
Tool-Free Flange System	Yes	Yes	Yes	Yes	Yes	Yes
E-Clutch®/ Overload Protection	Yes	Yes	Yes	Yes	Yes	Yes
Tool Length	13"	13"	13"	13"	13"	13"
Tool Weight	4.6 lbs	4.6 lbs	4.6 lbs	4.6 lbs	4.6 lbs	4.6 lbs
Includes	2-Position side handle, 6" type 27 keyless adjustable guard, 6" type 1 keyless adjustable guard and wrench	2-Position side handle, 6" type 27 keyless adjustable guard, 6" type 1 keyless adjustable guard and wrench	2-Position side handle, 6" type 27 keyless adjustable guard, 6" type 1 keyless adjustable guard and wrench	2-Position side handle, 5" type 27 keyless adjustable guard and wrench	2-Position side handle, 5" type 27 keyless adjustable guard and wrench	2-Position side handle, 5" type 27 keyless adjustable guard, and wrench

MEDIUM ANGLE GRINDERS



SPECIFICATIONS	DW831	DW840
Amps	12 AC/DC Amps	13 AC/DC Amps
Max Watts Out / Horsepower	1,837 W / 2.5 HP	2,250 W / 3.0 HP
No Load Speed	10,000 rpm	8,000 rpm
Use Accessories rpm Above	10,000 rpm	8,000 rpm
Spindle Lock	Yes	Yes
Spindle Thread	5/8"-11	5/8"-11
Tool Length	14.33"	16.1"
Tool Weight	7.4 lbs	8.0 lbs
Includes	Grinding wheel, wrench, backing flange clamp nut, 5" type 27 keyless adjustable guard and 2-position side handle	Grinding wheel, wrench, backing flange clamp nut, 7" type 27 keyless adjustable guard and 2-position side handle

DUST EXTRACTION ACCESSORIES



PAGE 37





LARGE ANGLE GRINDERS

7" (180 mm) 8,500 rpm 4 HP Angle Grinder	9" (230 mm) 6,500 rpm 4 HP Angle Grinder	7" (180 mm) 8,500 rpm 4.7 HP Angle Grinder	9" (230 mm) 6,500 rpm 4.7 HP Angle Grinder	9" (230 mm) 6,500 rpm 4.7 HP Pipeline Grinder	7" / 9" (180 mm / 230 mm) 5.3 HP Large Angle Grinder	7" (180 mm) 8,500 rpm 4.9 HP Angle Grinder	7" (180 mm) 8,500 rpm 4.9 HP Angle Grinder	9" (230 mm) 6,500 rpm 4.9 HP Angle Grinder
---	---	---	---	--	---	---	---	---

Specifications	DWE4517	DWE4519	DWE4557	DWE4559N	DWE4559CN	D28499X	DWE4597	DWE4597N	DWE4599N
Amps	15 AC/DC Amps	15 AC/DC Amps	15 AC/DC Amps	15 AC/DC Amps	15 AC/DC Amps	15 AC/DC Amps	15 AC/DC Amps	15 AC/DC Amps	15 AC/DC Amps
Max Watts Out / Horsepower	3,000 W / 4 HP	3,000 W / 4 HP	3,450 W / 4.7 HP	3,450 W / 4.7 HP	3,450 W / 4.7 HP	3,950 W / 5.3 HP	3,650 W / 4.9 HP	3,650 W / 4.9 HP	3,650 W / 4.9 HP
No Load Speed	8,500 rpm	6,500 rpm	8,500 rpm	6,500 rpm	6,500 rpm	6,000 rpm	8,500 rpm	8,500 rpm	6,500 rpm
Use Accessories RPM Above	8,500 rpm	6,500 rpm	8,500 rpm	6,500 rpm	6,500 rpm	6,000 rpm	8,500 rpm	8,500 rpm	6,500 rpm
Lock-On Trigger	Yes	Yes	Yes	No	No	Yes	Yes	No	No
Lock-Off Trigger	Yes	Yes	Yes	Yes	Yes	Yes	Yes	Yes	Yes
Spindle Thread	5/8"-11	5/8"-11	5/8"-11	5/8"-11	5/8"-11	5/8"-11	5/8"-11	5/8"-11	5/8"-11
Motor Abrasion Protection	Epoxy	Epoxy	DES*	DES*	DES*	Epoxy	DES*	DES*	DES*
Steel-Cut Gears	Yes	Yes	Yes	Yes	Yes	Yes	Yes	Yes	Yes
Pipeline™ Grip	No	No	No	No	Yes	No	No	No	No
Tool Length	19.3"	19.3"	20.8"	20.8"	20.9"	20.7"	21.4"	21.4"	21.4"
Tool Weight	12.1 lbs	12.1 lbs	11.6 lbs	12.1 lbs	12.4 lbs	14.5 lbs	12.3 lbs	12.3 lbs	12.8 lbs
E-Clutch	No	No	No	No	No	No	Yes	Yes	Yes
Overload Protection	No	No	No	No	No	No	Yes	Yes	Yes
Soft-Start	No	No	No	No	No	No	Yes	Yes	Yes
Anti-Vibe Handle	No	No	No	No	No	No	Yes	Yes	Yes
Includes	7" type 27 keyless adjustable guard and side handle	9" type 27 keyless adjustable guard and side handle	7" type 27 keyless adjustable guard and side handle	9" type 27 keyless adjustable guard and side handle	9" type 27 keyless adjustable guard, Pipeline™ Grip and side handle	7" type 27 keyless adjustable guard and side handle	7" type 27 keyless adjustable guard and Anti-Vibration side handle	7" type 27 keyless adjustable guard and Anti-Vibration side handle	9" type 27 keyless adjustable guard and Anti-Vibration side handle

GRINDER ACCESSORIES

Guards	CAT #	DESCRIPTION	Flanges	CAT #	DESCRIPTION
	D284931	7" (177.8 mm) Guard (Type 1 wheels)		D284932	Type 1 Flange Set
	D284937	7" (177.8 mm) Keyless Guard (Type 27 wheels)		DWE4511	Matched Flange Set
	D284938	9" (228.6 mm) Keyless Guard (Type 28 wheels)		DWE4510	SAG Flange Wrench
	D284939	9" (228.6 mm) Keyless Guard (Type 27 wheels)		Flaring Cup Guards	
	D284991	4-1/2" (115 mm) Jumbo Flap Disc Grinder Guard		D284933	Type 11 Flaring Cup Wheel Backing Flange
	D284992	5" (127 mm) Jumbo Flap Disc Keyless Guard for Small Angle Grinder		D284934	4" (101.6 mm) Adjustable Flaring Cup Wheel Guard (Type 11 wheels)
D284993	6" (152.4 mm) Jumbo Flap Disc Keyless Grinder Guard for Small Angle Grinder	D284936	6" (152.4 mm) Adjustable Flaring Cup Wheel Guard (Type 11 wheels)		
DW4705	Diamond Blade Guard				

Service Parts

CAT #	DESCRIPTION
N228080	Bail Handle
N228079	Pipeline™ Grip

POLISHERS

7" / 9" (177.8 mm / 228.6 mm) Variable Speed Polisher with Soft Start	7" / 9" (177.8 mm / 228.6 mm) Variable Speed Polisher
--	--

SPECIFICATIONS	DWP849X	DWP849
Amps	12 AC Amps	12 AC Amps
Max Watts Out	1,250 W	1,250 W
No Load Speed	0-600 / 0-3,500 rpm	0-600 / 0-3,500 rpm
Spindle Thread	5/8"-11	5/8"-11
Spindle Lock	Yes	Yes
Tool Length	17.3"	17.3"
Tool Weight	6.7 lbs	6.6 lbs
Includes	Hook & loop backing pad and bale and straight side handle	Rubber backing pad and 2-position side handle

DIE GRINDERS

2" (50 mm) Die Grinder	1-1/2" (40 mm) Die Grinder	1-1/2" (40 mm) Die Grinder
-------------------------------	-----------------------------------	-----------------------------------

SPECIFICATIONS	DW888	DW887	DW887N
Amps	5.0 AC/DC Amps	3.5 AC/DC Amps	3.5 AC/DC Amps
Max Watts Out	485 W	350 W	350 W
No Load Speed	19,000 rpm	25,000 rpm	25,000 rpm
Use Accessories RPM Above	19,000 rpm	25,000 rpm	25,000 rpm
Spindle Lock	N/A	N/A	N/A
Spindle Thread	1/4" collet & 1/8" sleeve	1/4" collet	1/4" collet
Switch Type	Trigger	Paddle w/ Lock-On	Paddle / No Lock-On
Tool Length	19.2"	13"	13"
Tool Weight	6.0 lbs	3.25 lbs	3.25 lbs
Includes	(2) Wrenches, 1/4" collet and 1/8" reducing sleeve	(2) Wrenches and 1/4" collet	(2) Wrenches and 1/4" collet

STRAIGHT GRINDERS

6" (150 mm) Straight Grinder	2-1/2" (65 mm) Straight Grinder
-------------------------------------	--

SPECIFICATIONS	DW882	DW880
Amps	13 AC/DC Amps	5.0 AC/DC Amps
Max Watts Out	2,250 W	485 W
No Load Speed	5,700 rpm	19,000 rpm
Use Accessories rpm Above	5,700 rpm	19,000 rpm
Spindle Lock	No	No
Spindle Thread	5/8"-11	3/8"-24
Tool Length	24.4"	18.5"
Tool Weight	14.8 lbs	6.8 lbs
Includes	Wrench, arbor nuts and flanges	(2) Wrenches, arbor nuts and flanges

BENCH GRINDERS

8" (205 mm) Bench Grinder	6" (152.4 mm) Bench Grinder
----------------------------------	------------------------------------

SPECIFICATIONS	DW758	DW756
Amps	4.2 AC Amps	4.0 AC Amps
Horsepower	3/4 HP	5/8 HP
No Load Speed	3,600 rpm	3,450 rpm
Wheel Diameter	8"	6"
Spindle Diameter	5/8"	1/2"
Adjustable Tool Resets	Yes	Yes
Tool Length	16"	15"
Tool Weight	39.5 lbs	28.5 lbs
Includes	36 Grit wheel, 60 grit wheel, eye shields, spark deflectors, tool rests and adjustment wrench	36 Grit wheel, 60 grit wheel, eye shields, spark deflectors, tool rests and adjustment wrench

*DES = Dust Ejection System

SHEARS



18 Gauge Swivel Head Shear



14 Gauge Swivel Head Shear



14 Gauge Shear



12 Gauge Shear



5/16" (7.9 mm) Variable Speed Fiber Cement Siding Shear

SPECIFICATIONS	DW890	DW891	DW892	DW893	D28605
Amps	5.0 AC/DC Amps	5.0 AC/DC Amps	3.0 AC/DC Amps	6.5 AC/DC Amps	6.5 AC/DC Amps
Max Watts Out	470 W	470 W	384 W	225 W	800 W
Strokes/Min	0-2,500 spm	0-2,500 spm	2,700 spm	1,950 spm	0-2,500 spm
Capacity (Mild Steel)	18 ga.	14 ga.	14 ga.	12 ga.	N/A
Capacity (Stainless Steel)	20 ga.	16 ga.	16 ga.	14 ga.	N/A
Replacement Blade – Left/Right	DW8999 / DW8900	DW8999 / DW8900	–	–	–
Replacement Blade – Center	DW8901	DW8902	DW8920	DW8930	–
Tool Length	9.1"	9.1"	9.5"	10.5"	9.1"
Tool Weight	5.0 lbs	5.0 lbs	5.5 lbs	4.5 lbs	4.5 lbs
Includes	–	–	Blade kit	–	–

NIBBLERS



16 Gauge Nibbler



16 Gauge Profile Nibbler



14 Gauge Nibbler

SPECIFICATIONS	DW896	DW897	DW898
Amps	3.0 AC/DC Amps	6.5 AC/DC Amps	6.5 AC/DC Amps
Max Watts Out	385 W	225 W	225 W
Strokes/Min	2,100 spm	1,950 spm	1,950 spm
Capacity (Mild Steel)	16 ga.	16 ga.	14 ga.
Capacity (Stainless Steel)	18 ga.	18 ga.	16 ga.
Starting Hole	1"	1"	5/8"
Tool Length	9.7"	10.5"	10.5"
Tool Weight	4.5 lbs	4.5 lbs	4.5 lbs

BAND SAWS



Deep Cut Variable Speed Porta-Band Saw



Deep Cut Band Saw

SPECIFICATIONS	DW328/K*	DWM120/K*
Amps	6.0 AC/DC Amps	10 AC Amps
Ft./Min.	100 - 245 fpm	100 - 350 fpm
Max Capacity (Rectangular)	4-3/4"	5" X 4-3/4"
Max Capacity (Round)	4-1/2" x 4-3/4"	5"
Front Handle Style	Pommel	Multi Position Bale
LED Light	No	Yes
AC/DC Capability	Yes	No
Rubber Bumpers	No	Yes w/ serviceable shroud
Tool Length	21.5"	21"
Includes	Hex wrench and standard 44-7/8" x 1/2" x .020" blade	Hex wrench and standard 44-7/8" x 1/2" x .020" blade

* (K) Includes Kitbox

CHOP SAWS



14" (355 mm) Chop Saw w/ Quick-Change Keyless Blade Change System



14" (355 mm) Chop Saw

SPECIFICATIONS	D28715	D28710
Amps	15 AC/DC Amps	15 AC/DC Amps
No Load Speed	4,000 rpm	3,800 rpm
Horsepower	5.5 HP	4.0 HP
Quick Lock Vise	Yes	Yes
Wheel Arbor	1"	1"
Wheel Diameter	14"	14"
Max Capacity (Round)	5"	5"
Max Capacity (Rectangular)	4-1/2" x 6-1/2"	4" x 7-5/8"
Blade Change	Quick Change	Wrench
Includes	14" Abrasive wheel, fence wrench and tool free flange system	14" Abrasive wheel and wrench

MULTI-CUTTER[®] SAW



14" (355 mm) Multi-Cutter[®] Saw

SPECIFICATIONS	DW872
Amps	15 AC/DC Amps
No Load Speed	1,300 rpm
Spindle Lock	Yes
Quick Lock Vise	Yes
Wheel Arbor	1"
Wheel Diameter	14"
Max Capacity (Round)	5-3/16"
Max Capacity (Rectangular)	6-1/2" x 4-1/2"
Tool Length	21"
Includes	14" carbide tipped blade, wrench and vertical clamp

CUT-OFF MACHINES



14" (355 mm) Cut-Off Machine



12" (304.8 mm) Cut-Off Machine

SPECIFICATIONS	D28755	D28754
Amps	15 AC/DC Amps	15 AC/DC Amps
No Load Speed	4,300 rpm	5,000 rpm
Depth of Cut	5"	4-1/2"
Horsepower	5.5 HP	5.3 HP
Dust Collection	Yes	No
Wheel Diameter	14"	12"
Wheel Rotation	clockwise / counter clockwise	clockwise / counter clockwise
Motor Abrasion Protection	Yes	Yes
Tool Length	21"	21"
Includes	Masonry wheel, metal cutting wheel and wrench	Masonry wheel, metal cutting wheel and wrench

FINISH/BRAD NAILERS



16 Gauge 1" - 2-1/2" (25.4 mm - 63.5 mm) Finish Nailer



15 Gauge 1" to 2-1/2" (25.4 mm - 63.5 mm) Finish Nailer



18 Gauge 2" (63.5 mm) Brad Nailer Kit

SPECIFICATIONS	D51257K	D51276K	DWFP12231
Nail Diameter	16 Gauge	15 Gauge "Da" Style Nails Gauge	18 Gauge
Nail Length Capacity	1" - 2-1/2"	1" - 2-1/2"	5/8" - 2"
Magazine Angle	Straight	34°	Straight
Magazine Capacity	100 Nails	100 Nails	100 Nails
Magazine Loading	Rear Load, Load & Lock / Lock & Load	Rear Load, Load & Lock / Lock & Load	Side Load
Operating Pressure	70 - 120 psi	70 - 120 psi	70 - 120 psi
Depth Setting	Tool-Free Thumb Wheel	Tool-Free Thumb Wheel	Tool-Free Thumb Wheel
No Mar Pad	Low Profile Rubber	Low Profile Rubber	Low Profile Rubber
Integrated Belt Hook	Tool-Free Adjustable	Tool-Free Adjustable	Tool-Free Adjustable
Jam Clearing	Tool-Free Front Opening	Tool-Free Front Opening Sample finish	Tool-Free Front Opening
Includes	Sample finish nails "FN" style, safety glasses, (2) allen wrenches and air fitting	Sample finish nails "DA" style, (2) wrenches and air fitting	500 brad nails of 1-1/4", 1/4" fitting

FRAMING NAILERS



30° Clipped Head Framing Nailer



20° Full Round Head Framing Nailer

SPECIFICATIONS	D51825	D51850
Nail Style	Clipped Head	Full Round Head
Magazine Angle	30 - 34°	20 - 22°
Nail Length Capacity	2" - 3-1/2"	2" - 3-1/2"
Nail Diameter Range	.113" To .131"	.113" To .148"
Magazine Capacity	80 Nails	65 Nails
Engine Valve Type	Drop - Sleeve	Drop - Sleeve
Jam Clearing	Requires 5 mm or 3/16" Allen Key	Requires 5 mm or 3/16" Allen Key
Dry Fire Lockout	Yes	Yes
Integrated Rafter Hook	Adjustable	Adjustable
Depth Setting	Tool-Free Indexed	Tool-Free Indexed
Includes	Safety glasses and bump fire trigger	Safety glasses and bump fire trigger

ROOFING NAILER



3/4" - 1-3/4" (19 mm - 44.4 mm) Coil Roofing Nailer

SPECIFICATIONS	DWFP12658
Nail Style	Coil Roofing
Nail Diameter Range	.120"
Nail Length Capacity	3/4" - 1-3/4"
Canister Capacity	120 Nails
Operating Pressure	70 - 120 psi
Canister Loading	2-Door Side Load
Nose Piece Carbide Inserts	Yes
Selectable Trigger	Yes
Jam Clearing	Tool-Free Integrated In Nose Door
Includes	Nailer oil

FINISH NAILS



CAT #	DESCRIPTION	LENGTH	BOX QTY.	CAT #	DESCRIPTION	LENGTH	BOX QTY.
15 GAUGE "DA" Angled Finish Nails				18 GAUGE Straight Brad Nails			
DCA15150	"DA" Angle Finish Nails	1-1/2" (38.1 mm)	4,000	DBN18063	Brad Nail	5/8" (15.8 mm)	5,000
DCA15200	"DA" Angle Finish Nails	2" (50.8 mm)	4,000	DBN18125	Brad Nail	1-1/4" (31.7 mm)	5,000
DCA15250	"DA" Angle Finish Nails	2-1/2" (63.5 mm)	4,000	DBN18150	Brad Nail	1-1/2" (38.1 mm)	5,000
DCA15250G	Angle Finish Nail Galv	2-1/2" (63.5 mm)	4,000	DBN18200	Brad Nail	2" (50.8 mm)	5,000
16 GAUGE 20° Angled Finish Nails				16 GAUGE Straight Finish Nails			
DCA16125	"FN" Angle Finish Nails	1-1/2" (38.1 mm)	2,500	DCS16125	Straight Finish Nails	1-1/4" (31.7 mm)	2,500
DCA16150	"FN" Angle Finish Nails	2" (50.8 mm)	2,500	DCS16150	Straight Finish Nails	1-1/2" (38.1 mm)	2,500
DCA16200	"FN" Angle Finish Nails	2-1/2" (63.5 mm)	2,500	DCS16200	Straight Finish Nails	2" (50.8 mm)	2,500
DCA16250	"FN" Angle Finish Nails	2-1/2" (63.5 mm)	2,500	DCS16250	Straight Finish Nails	2-1/2" (63.5 mm)	2,500

FLOORING TOOL



2-in-1 Flooring Tool

SPECIFICATIONS	DWFP12569
Nail Style	Drives Staples and "L" Cleave Nails
Nail Diameter Range	15.5 ga Staples and 16 ga "L" Cleave Nails
Nail Length Capacity	1-1/2" - 2"
Canister Capacity	135 Cleave or 115 staples
Operating Pressure	70 - 100 psi
Canister Loading	Top Loading
Tool Base	Non-marring, interchangeable base plates
Selectable Trigger	Mallet Actuation
Jam Clearing	-
Includes	Mallet, Oil, Wrenches, 1/4" (6.4 mm) air fitting with dust cover

STAPLERS



1" - 2" x 1/2" (25.4 mm - 50.8 mm x 12.7 mm) 16 Gauge Medium Crown Stapler



1" - 2" x 7/16" (25.4 mm - 50.8 mm x 11.1 mm) 16 Gauge Medium Crown Stapler



1-1/2" (38.1 mm) 18 Gauge Narrow Crown Stapler Kit

SPECIFICATIONS	D51431	D51430	DWFP12232
Fastener Style	16 Gauge Staple	16 Gauge Staple	18 Gauge Staple
Crown Size	1/2"	7/16"	1/4"
Fastener Length Capacity	1" - 2"	1" - 2"	1/2" - 1-1/2"
Magazine Capacity	160 Staples	160 Staples	100 Staples
Magazine Angle	Straight	Straight	Straight
Magazine Loading	Top Load	Top Load	Bottom Load
Operating Pressure	70 - 120 psi	70 - 120 psi	70 - 120 psi
Speed	20 Fasteners/Second @ 100 psi	20 Fasteners/Second @ 100 psi	-
Depth Setting	Tool-Free Thumb Wheel	Tool-Free Thumb Wheel	Tool-Free depth-of-drive adjustment with detents for proper setting of staples
Includes	DEWALT safety glasses, (2) allen wrenches and replacement sequential trigger	DEWALT safety glasses, (2) allen wrenches and replacement sequential trigger	500 staples of 1" length and 1/4" air fitting

D55154

Top Load Panel with Tie Down Holes

Allows unit to transport loads up to 100 lbs

High Flow Regulator

For high performance

Universal Quick Couplers

To easily support multiple tools

Ball Drain Valve

Allows for quick and thorough tank draining

Convenient Cord Wrap

For easy storage

Oil Lubricated Pump with Cast Iron Cylinder

For durability and life

10" Pneumatic Wheels and Collapsible Handle

For ease of mobility



1 Gallon, 135 PSI Max, Trim Compressor



2 Gallon, 150 PSI Max, Trim Compressor

HAND CARRY-ELECTRIC COMPRESSORS

SPECIFICATIONS	D55140	D55141
Horsepower	0.3 Continuous HP	0.6 Continuous HP
Drive	Belt	Belt
Tank Size	1.0 gal	2.0 gal
Power Supply	120V, 60Hz, 2.6 Amps, Pmdc Motor	120V, 60Hz, 8 Amps, Universal Motor
cfm @100 PSI	.6 cfm	1.8 cfm
Pump Speed	2,200 rpm	2,200 rpm
Tool Length	19"	21.2"
Tool Width	14.5"	19"
Tool Height	9"	10.5"



1.1 HP Continuous 4 Gallon Compressor



1.1 HP Continuous 4 Gallon Compressor



1.1 HP Continuous 4 Gallon Wheeled Dolly-Style Air Compressor with Panel

SPECIFICATIONS	D55151	D55153	D55154
Horsepower	1.1 Continuous HP	1.1 Continuous HP	1.1 Continuous HP
Drive	Direct Drive	Direct Drive	Direct
Tank Size	4 gal	4 gal	4 gal
Power Supply	120V AC 14 Amps, 60 Hz, 2-Pole Induction Motor	120V AC, 15 Amps, 60 Hz, 2-Pole Induction Motor	120V AC, 15 Amps, 60 Hz, 2-Pole Induction Motor
cfm @100 PSI	3.2 cfm	3.8 cfm	3.8 cfm
Pump Speed	3,400 rpm	3,400 rpm	3,400 rpm
Tool Length	18.5"	18"	22"
Tool Width	15"	18.5"	18.5"
Tool Height	16.7"	16.7"	23"
Includes	DEWALT compressor oil	DEWALT compressor oil	DEWALT compressor oil

WHEELED PORTABLE - ELECTRIC COMPRESSORS



200 PSI 4.5 Gallon Compressor



200 PSI 15 Gallon 120 Volt Workshop Compressor



200 PSI 15 Gallon 120 Volt Workshop Compressor

SPECIFICATIONS

	D55146	D55167	D55168
Drive	Belt Drive	Belt Drive	Belt Drive
Horsepower	1.6 Continuous HP	1.6 Continuous HP	1.6 Continuous HP
Tank Size	4.5 gal	15 gal	15 gal
Power Supply	120 Volts	120 Volts	120 Volts
cfm @100 PSI	5.0 cfm	4.8 cfm	5.0 cfm
Pump Speed	1,750 rpm	1,750 rpm	1,750 rpm
Tool Length	33.5"	39.6"	24.5"
Tool Width	23"	16.5"	22"
Tool Height	15"	30"	44.7"
Tool Weight	83 lbs	83 lbs	92 lbs

AIR HOSES

- Remains flexible in extreme climates (-40° to 165° F) allowing user to easily coil and uncoil the hose
- Quick fix system features a 4-step process to easily repair a punctured air hose, avoiding the need to replace an entire hose due to a single puncture
- Stress relievers for durability and swivel fitting to avoid kinking

CAT #	DIAMETER	LENGTH	MATERIAL	THREADS	WORKING PRESSURE
DAP14050	1/4"	50'	Polyurethane	1/4" NPT Male Fittings	200 PSI
DAP14100	1/4"	100'	Polyurethane	1/4" NPT Male Fittings	200 PSI
DAP38050	3/8"	50'	Polyurethane	1/4" NPT Male Fittings	200 PSI
DAP38100	3/8"	100'	Polyurethane	1/4" NPT Male Fittings	200 PSI



OPTICAL INSTRUMENTS



26x Auto Level Package



20x Transit Level Package



20x Builders Level Package

SPECIFICATIONS

	DW096PK	DW092PK	DW090PK
Leveling Type	Auto	Manual	Manual
Accuracy per 100'	±1/32"	±1/4"	±1/4"
Magnification	26x	20x	20x
Range	300'	200'	200'
Stadia Ratio	1:100	1:100	1:100
Horizontal Circle Type	Continuous Drive	Continuous Drive	Continuous Drive
Includes	Aluminum tripod w/ quick adjust legs and 8' aluminum grade rod (feet-inches-eighths)	Aluminum tripod w/ quick adjust legs and 8' aluminum grade rod (feet-inches-eighths)	Aluminum tripod w/ quick adjust legs and 8' aluminum grade rod (feet-inches-eighths)

RANDOM ORBITAL SANDERS



SPECIFICATIONS	DWE6401DS	D26453/K*	D26451/K*	D26456	DW443	D26441/K*
Amps	6.0 Amps	3.0 Amps	3.0 Amps	3.5 Amps	4.3 Amps	2.4 Amps
Orbits/Min	0 - 3,700 opm	7,000 - 12,000 opm	12,000 opm	7,000 - 12,000 opm	4,000 - 6,800 opm	14,000 opm
Orbit Diameter	N/A	3/32"	3/32"	3/32"	3/16"	1/16"
Dust Collection	Yes	Yes	Yes	Yes	Yes	Yes
Paper Size/Type	5", 8 Hole	5", 8 Hole Hook & Loop	5", 8 Hole Hook & Loop	5", 8 Hole Hook & Loop	6", 6 Hole Hook & Loop	1/4 Sheet
SFFPM	N/A	N/A	N/A	N/A	N/A	N/A
Dust Sealed Switch	No	Yes	Yes	Yes	Yes	Yes
Pad Break	No	Yes - CFS	Yes - CFS	Yes	Yes	N/A
Tool Weight	4.0 lbs	3.5 lbs	3.4 lbs	3.0 lbs	5.7 lbs	3.0 lbs
Includes	5" 8 Hole hook & loop pad, dust shroud and wrench	Dust bag with vacuum adapter	Dust bag with vacuum adapter	Dust bag with vacuum adapter	Dust bag and side handle	Dust bag with vacuum adapter and sandpaper punch

* (K) Includes Kitbag

SANDING PADS

SANDER PAD	RELATED SANDER	DESCRIPTION
DW4382	D26450, D26451, D26451K, D26453K, D26456	5" (127 mm) PSA No-hole medium pad for use with 5" (127 mm) DeWALT ROS without dust collection
DW4385	DW421(D), DW422(D), DW423(D)	5" (127 mm) PSA 8-hole medium pad for use with 5" (127 mm) DeWALT ROS with dust collection
DW4388	D26450, D26451, D26451K, D26453K, D26456	5" (127 mm) Hook & loop 8-hole medium pad for use with 5" (127 mm) DeWALT ROS with dust collection
DW4390	DW443	Dust extraction adapter fits 1-1/4" (32 mm), 1-3/8" (35 mm) & 1-1/2" (38 mm) standard vacuum hoses (Sold at service ONLY)
DW4395	DW443	6" (152.4 mm) Hook & loop 6-hole hard pad with dust collection

PLATE JOINER



Plate Joiner Kit

SPECIFICATIONS	DW682K
Amps	6.5 Amps
No Load Speed	10,000 rpm
Depth Of Cut (mm)	20 mm
Arbor Size	7/8"
Fence Type	Dual Rack and Pinion
Biscuits Accepted	0, 10, 20
Tool Weight	6.6 lbs
Includes	Carbide blade, dust bag vacuum adapter, Torx® key and wrench

PLATE JOINER ACCESSORIES



DW6805 – Plate Joiner Blade

LAMINATE TRIMMER



Compact Router

Compact Router Kit

SPECIFICATIONS	D26670	D26670K
Amps	5.6 Amps	5.6 Amps
Collet Diameter	1/4"	1/4"
Spindle Lock	Yes	Yes
Tool Weight	3.7 lbs	3.7 lbs
Includes	Standard base and collet wrench	Standard trim base, tilt base, offset base, collet wrench, hex wrench and carry bag

COMPACT ROUTER ACCESSORIES

D26671 – Standard Base (Service part)
 D26672 – Tilt Base
 D26673 – Offset Base

BISCUITS

	DW6800 - Tube of 75 No. 0 size Biscuits
	DW6804 - Tube of 150 No. 0 size Biscuits
	DW6810 - Tube of 75 No. 10 size Biscuits
	DW6815 - Tube of 125 No. 10 size Biscuits
	DW6820 - Tube of 75 No. 20 size Biscuits
	DW6825 - Tube of 150 No. 20 size Biscuits

ROUTERS



1.25 HP Max Torque Variable Speed Compact Router with LED's



1.25 HP Max Torque Variable Speed Compact Router Combo Kit with LED's



1-3/4 HP (Max. Motor HP) Fixed Base / Plunge Router Combo Kit



1-3/4 HP (Max. Motor HP) Fixed Base Router

SPECIFICATIONS	DWP611	DW611PK	DW616PK	DW616/K*
Amps	7.0 Amps	7.0 Amps	11 Amps	11 Amps
Horsepower	1-1/4 HP	1-1/4 HP	1-3/4 HP	1-3/4 HP
No Load Speed	16,000 - 27,000 rpm	16,000 - 27,000 rpm	24,500 rpm	24,500 rpm
Collet Diameter	1/4"	1/4"	1/2", 1/4"	1/2", 1/4"
Plunge Stroke	N/A	2"	2-1/2"	N/A
Depth Stop	Micro-fine Ring	5	Micro-fine Ring	Micro-fine Ring
Base Dimension	4"	4" (standard), 4-3/8" x 5-3/4" (plunge)	6"	6"
Spindle Lock	Yes - 12 position	Yes - 12 position	No	No
Tool Weight	5.5 lbs	8.0 lbs	10 lbs	7.1 / 7.1
Includes	Standard base and wrench	Extended sub-base, standard base and wrench	Plunge base, 1/4" and 1/2" collets, sub-base concentricity gauge and (2) wrenches	1/4" and 1/2" collets, sub-base concentricity gauge, vacuum adapter and (2) wrenches



2-1/4 HP (Max. Motor HP) EVS D-Handle Router w/ Soft Start



2-1/4 HP (Max. Motor HP) EVS Fixed Base Router w/ Soft Start



2-1/4 HP (Max. Motor HP) EVS Fixed Base / Plunge Router Combo Kit w/ Soft Start



2-1/4 HP (Max. Motor HP) Three Base Router Kit

SPECIFICATIONS	DW618D	DW618/K*	DW618PK	DW618B3
Amps	12 Amps	12 Amps	12 Amps	12 Amps
Horsepower	2-1/4 HP	2-1/4 HP	2-1/4 HP	2-1/4 HP
No Load Speed	8,000 - 24,000 rpm	8,000 - 24,000 rpm	8,000 - 24,000 rpm	8,000 - 24,000 rpm
Collet Diameter	1/2", 1/4"	1/2", 1/4"	1/2", 1/4"	1/2", 1/4"
Plunge Stroke	N/A	N/A	2-1/2"	2-1/2"
Depth Stop	Micro-fine Ring	Micro-fine Ring	Micro-fine Ring / 3 Stage Turret Stop	Micro-fine Ring / 3 Stage Turret Stop
Base Dimension	6"	6"	6"	6"
Spindle Lock	Yes	Yes	Yes	Yes
Tool Weight	8.2 lbs	7.2 / 7.2	10.1 lbs	10.1 lbs
Includes	D-handle base, 1/4" and 1/2" collets and wrench	Fixed base, 1/4" and 1/2" collets, large hole sub base and wrench	Fixed base, plunge base, 1/4" and 1/2" collets, large hole sub base and wrench	Fixed base, plunge base, D-handle base, 1/4" and 1/2" collets, concentricity gauge, large hole sub base and wrench



3 HP (Max. Motor HP) EVS Plunge Router



2 HP (Max. Motor HP) EVS Plunge Router

SPECIFICATIONS	DW625	DW621/K*
Amps	15 Amps	10 Amps
Horsepower	3 HP	2 HP
No Load Speed	8,000 - 22,000 rpm	8,000 - 24,000 rpm
Collet Diameter	1/2", 1/4"	1/2", 1/4"
Plunge Stroke	2-7/16"	2-1/8"
Depth Stop	3 Stage Turret Stop	3 Stage Turret Stop
Base Dimension	5-5/8 x 6-11/16"	4-5/16 x 6-1/4"
Spindle Lock	Yes	Yes
Tool Weight	11.2 lbs	9.0 lbs
Includes	1/4" and 1/2" collets, dust adapter, guide adapter and wrench	1/4" and 1/2" collets, guide adapter and wrench



ROUTER ACCESSORIES

DNP613 – Round Sub Base for Compact Routers	DW6183 – D-Handle Base for DW616/618	DW6913 – Universal Edge Guide with Dust Collection
DNP614 – D-Shaped Sub Base for Compact Routers	DW6184 – Fixed Base for DW616/DW618	DW6966** – Fine Depth Adjuster
DNP615 – Compact Router Dust Collection Adapter for Fixed Base Routers	DW6188** – Template Guide Set	D26671 – Standard Base**
DNP616 – Compact Router Dust Collection Adapter for Plunge Base Routers	DW6902** – 1/4" (6.3 mm) Collet for use with DW625	D26672 – Tilt Base
DNP617 – Centering Cone for Fixed Base Compact Routers	DW6904** – 3/8" (9.5 mm) Collet for use with DW625	D26673 – Offset Base
DNP618 – Edge Guide for Fixed Base Compact Routers	DW6905** – 1/2" (12.7 mm) Collet for use with DW625	
DW6182 – Plunge Base for DW616/DW618		

* (K) Includes Kitbox or Kitbag
** Service part

THICKNESS PLANERS



13" (330.2 mm) Three Knife, Two Speed Thickness Planer



13" (330.2 mm) Three Knife, Two Speed Thickness Planer



12-1/2" (317.5 mm) Thickness Planer w/ Three Knife Cutter-Head

SPECIFICATIONS	DW735X	DW735	DW734
Amps	15 Amps	15 Amps	15 Amps
Max. Depth of Cut	1/8"	1/8"	1/8"
Depth Capacity	6"	6"	6"
Width Capacity	13"	13"	12-1/2"
Speeds	2	2	1
Cuts Per Inch	96 and 179	96 and 179	96
Tool Weight	92 lbs	92 lbs	80 lbs
Includes	Infeed and outfeed tables, dust hose adapter and an extra set of knives	Dust hose adapter	Dust hood

THICKNESS PLANER ACCESSORIES (DW735/X)

DW7350 – Mobile Stand
DW7351 – 13" (330.2 mm) Folding Tables
DW7352 – 13" (330.2 mm) Disposable, Reversible Knives
DW7352-2 – 13" (330.2 mm) Vacuum Heat Treated Double Sided Two Pack Replacement Planer Knives

(DW734)

DW7342 – 12-1/2" (317.5 mm) Disposable, Reversible Knives

MEASURER



Laser Distance Measurer

SPECIFICATIONS	DW030P
Operating Range	100'
Accuracy	1/8"
Laser Class	II (<1mW) @ 635nm
Power Supply	(2) AAA Alkaline Batteries (Included)
Includes	Tool pouch and Lanyard

HAND PLANERS



3-1/4" (82.5 mm) Planer Kit with 3/32" (2.5 mm) Depth of Cut



3-1/4" (82.5 mm) Portable Hand Planer



3-1/4" (82.5 mm) Portable Hand Planer Kit

SPECIFICATIONS	DW680K	D26676	D26677K
No Load Speed	15,000 rpm	17,000 rpm	17,000 rpm
Amps	7.0 Amps	5.5 Amps	5.5 Amps
Depth Of Cut (mm)	2.5 mm	1.5 mm	1.5 mm
Depth Of Cut (inches)	3/32"	1/16"	1/16"
Planing Width	3-1/4"	3-1/4"	3-1/4"
Rabbeting Depth	1/2"	23/64"	23/64"
Tool Weight	6.2 lbs	6.0 lbs	6.0 lbs
Includes	(2) reversible carbide blades and rabbeting fence	(2) resharpenable high-speed steel blades (installed), rabbeting fence, blade depth setting gage, blade resharpening tool and socket wrench	(2) Reversible carbide blades (installed), rabbeting fence, blade depth setting gage, dust adaptor and socket wrench

HAND PLANER ACCESSORIES

	DW6654 – Pair of Reversible Carbide Blades
	DW6655 – High Speed Steel Blades

HEAT GUNS



Heat Gun



LCD Heat Gun




Heat Gun Kit with LCD Display

SPECIFICATIONS	D26950	D26960	D26960K
Watts	1550W	1550W	1550W
Voltage	120V	120V	120V
Amps	13 Amps	13 Amps	13 Amps
Temperature	120° to 1100° F	150° to 1100° F	150° to 1100° F
Max. cfm	16 cfm	17.7 cfm	17.7 cfm
LCD	No	Yes	Yes
Power Cord	10'	10'	10'
Weight	2.1 lbs	2.3 lbs	2.3 lbs
Includes	Cone nozzle and fishtail surface nozzle	Cone nozzle and fishtail surface nozzle	Cone nozzle, fishtail surface nozzle and (10) other common accessories

For information on these products and more go to

WWW.DEWALT.COM



REFERENCE BOOKS & GUIDES



JOBSITE PROTECTION



TOOL SECURITY



PRESSURE WASHERS



TOOL BELTS & BAGS



COMPRESSORS



TRUCK TOOLBOXES & RACKS



GENERATORS



ACCESSORIES



**PERFORMANCE SO GOOD
IT RAISES YOURS™**

DEMAND DEWALT ABRASIVES



	Bonded	Coated & Non-Woven	Diamonds	Wire Wheels
BEST	<p>XP™ CERAMIC PERFORMANCE</p>	<p>XP3™ Ceramic</p> <p>XP EXTENDED Performance Zirconia COOL DISC™</p>	<p>XP4™</p>	
BETTER	<p>XP EXTENDED Performance</p>	<p>XP EXTENDED Performance</p>	<p>XP EXTENDED Performance</p>	<p>XP EXTENDED Performance</p>
GOOD	<p>HP HIGH Performance™</p>	<p>HP HIGH Performance™</p>	<p>HP HIGH Performance™</p>	<p>HP HIGH Performance™</p>



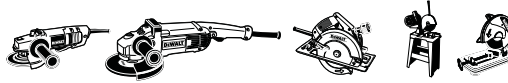
TYPE 1 BONDED ABRASIVES

XP™ CERAMIC PERFORMANCE



CAT #	DIA.	THICKNESS	ARBOR	GRIT	APPLICATION	MAX RPM	PACK
.045" Metal & Stainless Cutting							
DWA8951	4.5	.045"	7/8"	SG60T	Metal & Stainless Cutting	13,300	25
DWA8952	5	.045"	7/8"	SG60T	Metal & Stainless Cutting	12,200	10
DWA8953	6	.045"	7/8"	SG60T	Metal & Stainless Cutting	10,100	10

XP™ EXTENDED PERFORMANCE



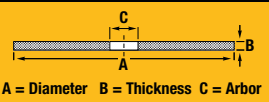
CAT #	DIA.	THICKNESS	ARBOR	GRIT	APPLICATION	MAX RPM	PACK
.045" Metal & Stainless Cutting							
DW8850	4"	.045"	5/8"	Z60T	Metal & Stainless Cutting	15,200	25
DW8851	4-1/2"	.045"	7/8"	Z60T	Metal & Stainless Cutting	13,300	25
DW8852	5"	.045"	7/8"	Z60T	Metal & Stainless Cutting	12,200	25
DW8853	6"	.045"	7/8"	Z60T	Metal & Stainless Cutting	10,100	25
DW8854	7"	.045"	7/8"	Z60T	Metal & Stainless Cutting	8,700	25
Metal Abrasive Saw Blades							
DW8056	7"	1/8"	5/8" - \blacklozenge	TA24T	Metal Cutting	8,700	25
Metal Chop Saw Blades							
DW8057	12"	7/64"	1"	TA24T	Metal Stud Cutting	5,000	10
DW8059	14"	7/64"	1"	TA24T	Metal Stud Cutting	4,300	10

HP™ HIGH PERFORMANCE SMALL DIAMETER CUTTING WHEELS



CAT #	DIA.	THICKNESS	ARBOR	GRIT	APPLICATION	MAX RPM	PACK
.045" Metal & Stainless Cutting							
DW8061	4"	.045"	5/8"	A60T	Metal & Stainless Cutting	15,200	25
DW8062	4-1/2"	.045"	7/8"	A60T	Metal & Stainless Cutting	13,300	25
DW8063	5"	.045"	7/8"	A60T	Metal & Stainless Cutting	12,200	25
DW8725	6"	.040"	7/8"	A60T	Metal & Stainless Cutting	10,100	25
DW8726	6"	.045"	7/8"	A60T	Metal & Stainless Cutting	10,100	25
DW8065	7"	.045"	7/8"	A60T	Metal & Stainless Cutting	8,700	25
.045" Masonry Cutting							
DW8071	4"	.045"	5/8"	C60T	Concrete & Masonry Cutting	15,200	25
DW8072	4-1/2"	.045"	7/8"	C60T	Concrete & Masonry Cutting	13,300	25
Small Diameter Cutoff Wheels Metal & Stainless Cutting & Grinding							
DW8703	2-1/2"	.035"	1/4"	A36T	Fast Metal & Stainless Cutting	30,500	50
DW8701	2-1/2"	.035"	1/4"	A60T	Long Life Metal & Stainless Cutting	30,500	50
DW8702	2-1/2"	.035"	3/8"	A36T	Fast Metal & Stainless Cutting	30,500	50
DW8700	2-1/2"	.035"	3/8"	A60T	Long Life Metal & Stainless Cutting	30,500	50
DW8708	3"	.035"	1/4"	A36T	Fast Metal & Stainless Cutting	24,400	50
DW8706	3"	.035"	3/8"	A36T	Fast Metal & Stainless Cutting	24,400	50
DW8712	3"	.035"	3/8"	A60T	Long Life Metal & Stainless Cutting	24,400	50
DW8704	3"	1/16"	1/4"	A36T	Fast Metal & Stainless Cutting	24,400	50
DW8705	3"	1/16"	3/8"	A36T	Fast Metal & Stainless Cutting	24,400	50
DW8711	3"	1/16"	3/8"	A60T	Long Life Metal & Stainless Cutting	24,400	50
DW8710	3"	1/8"	1/4"	A24R	Metal & Stainless Grinding	24,400	50
DW8709	3"	1/8"	3/8"	A24R	Metal & Stainless Grinding	24,400	50
DW8717	4"	.035"	3/8"	A36T	Fast Metal & Stainless Cutting	19,000	25
DW8720	4"	.035"	3/8"	A60T	Long Life Metal & Stainless Cutting	19,000	25
DW8724	4"	.035"	5/8"	A60T	Long Life Metal & Stainless Cutting	19,000	25
DW8713	4"	1/16"	1/4"	A36T	Fast Metal & Stainless Cutting	19,000	25
DW8715	4"	1/16"	1/4"	A60T	Long Life Metal & Stainless Cutting	19,000	25
DW8716	4"	1/16"	3/8"	A36T	Fast Metal & Stainless Cutting	19,000	25
DW8719	4"	1/16"	3/8"	A60T	Long Life Metal & Stainless Cutting	19,000	25
DW8722	4"	1/16"	5/8"	A36T	Fast Metal & Stainless Cutting	19,000	25

Type 1

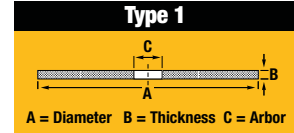


(continued on next page)

TYPE 1 BONDED ABRASIVES (continued)



SMALL DIAMETER CUTTING WHEELS (continued)



CAT #	DIA.	THICKNESS	ARBOR	GRIT	APPLICATION	MAX RPM	PACK
Small Diameter Cutoff Wheels					Metal & Stainless Cutting & Grinding <small>(continued)</small>		
DW8723	4"	1/16"	5/8"	A60T	Long Life Metal & Stainless Cutting	19,000	25
DW8718	4"	1/8"	3/8"	A24R	Metal & Stainless Grinding	19,000	25
DW8727	6"	.045"	3/8"	A60T	Long Life Metal & Stainless Cutting	13,300	25
Stainless Steel Cutting Wheels					CONTAMINANT-FREE		
DW8424S	4-1/2"	.045"	7/8"	A60S	Stainless Steel Cutting	13,300	25
DW8425S	5"	.045"	7/8"	A60S	Stainless Steel Cutting	12,200	25
DW8426S	6"	.045"	7/8"	A60S	Stainless Steel Cutting	10,100	25
DW8427S	7"	.045"	7/8"	A60S	Stainless Steel Cutting	8,700	25
DW8080	4-1/2"	3/30"	7/8"	A30S	Stainless Steel Cutting	13,300	25



SMALL DIAMETER CUTTING WHEELS



CAT #	DIA.	THICKNESS	ARBOR	GRIT	APPLICATION	MAX RPM	PACK
.045" Metal Cutting							
DWA8050	4"	.045"	5/8"	A60T	Metal Cutting	15,200	25
DWA8051	4-1/2"	.045"	7/8"	A60T	Metal Cutting	13,300	25
DWA8054	7"	.045"	7/8"	A60T	Metal Cutting	8,700	25
.045" Masonry Cutting							
DWA8050C	4"	.045"	5/8"	C60T	Masonry Cutting	15,200	25
DWA8051C	4-1/2"	.045"	7/8"	C60T	Masonry Cutting	13,300	25



HP HIGH Performance CUTTING WHEELS



CAT #	DIA.	THICKNESS	ARBOR	GRIT	APPLICATION	MAX RPM	PACK
Metal Chop Saw Wheels							
DW8005	10"	7/64"	5/8"	A24R	General Purpose Metal Cutting	6,100	10
DW8004	12"	7/64"	1"	A24R	General Purpose Metal Cutting	5,000	10
DW8001	14"	7/64"	1"	A24R	General Purpose Metal Cutting	4,300	10
DW8002	14"	7/64"	1"	A24S	Fabrication Cutting	4,300	10
DW8003	14"	7/64"	1"	A24T	Stud Cutting	5,000	10
DW8010	16"	7/64"	1"	A24R	General Purpose Metal Cutting	3,800	10
DW8019	20"	3/16"	1"	A24R	General Purpose Metal Cutting	3,000	10
Masonry Stationary & Chop Saw Wheels							
DW8009	10"	1/8"	5/8"	C24R	Masonry Cutting	6,100	10
Stainless Steel Stationary & Chop Saw Wheels					CONTAMINANT-FREE		
DW8015	12"	7/64"	1"	A30S	Stainless Steel Cutting	5,000	10
DW8016	14"	7/64"	1"	A30S	Stainless Steel Cutting	4,300	10
Metal Cutting Abrasive Saw Blades							
DW3508	6-1/2"	1/8"	5/8"-♦	A24R	Metal Cutting	9,400	25
DW3511	7"	1/8"	5/8"-♦	A24R	Metal Cutting	8,700	25
DW3531	8"	1/8"	5/8"-♦	A24R	Metal Cutting	7,600	25
Masonry Cutting Abrasive Saw Blades							
DW3509	6-1/2"	1/8"	5/8"-♦	C24R	Masonry Cutting	9,400	25
DW3521	7"	1/8"	5/8"-♦	C24R	Masonry Cutting	8,700	25
DW3532	8"	1/8"	5/8"-♦	C24R	Masonry Cutting	7,600	25



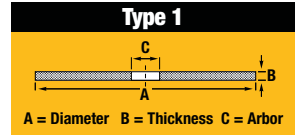
(continued on next page)

TYPE 1 BONDED ABRASIVES *(continued)*

CUTTING WHEELS



CAT #	DIA.	THICKNESS	ARBOR	GRIT	APPLICATION	MAX RPM	PACK
Metal Chop Saw Wheels							
DWA8011	14"	7/65"	1"	A24N	Fast General Purpose Metal Cutting	4,300	10
Metal Cutting Abrasive Saw Blades							
DWA3501	7"	1/8"	5/8" - \blacklozenge	A24N	Fast Metal Cutting	8,700	25
Masonry Cutting Abrasive Saw Blades							
DWA3502	7"	1/8"	5/8" - \blacklozenge	C24R	Fast Masonry Cutting	8,700	25



HP HIGH Performance HIGH SPEED WHEELS



CAT #	DIA.	THICKNESS	ARBOR	GRIT	APPLICATION	MAX RPM	PACK
Metal Cutting							
DW8020	14"	1/8"	1"	A24R	High Speed Metal Cutting	5,500	10
DW8021	14"	1/8"	20mm	A24R	High Speed Metal Cutting	5,500	10
DW8022	12"	1/8"	1"	A24R	High Speed Metal Cutting	6,400	10
DW8023	12"	1/8"	20mm	A24R	High Speed Metal Cutting	6,400	10
Masonry Cutting							
DW8024	14"	1/8"	1"	C24P	High Speed Concrete Cutting	5,500	10
DW8025	14"	1/8"	20mm	C24P	High Speed Concrete Cutting	5,500	10
DW8026	12"	1/8"	1"	C24P	High Speed Concrete Cutting	6,400	10
DW8027	12"	1/8"	20mm	C24P	High Speed Concrete Cutting	6,400	10
DW8038	14"	3/16"	1" pinhole	C24P	Walk Behind Cured Concrete Cutting	4,300	10
DW8039	14"	3/16"	1" pinhole	C24N	Walk Behind Green Concrete & Asphalt Cutting	4,300	10
Ductile Pipe Cutting							
DW8030	14"	1/8"	1"	A24/C24P	High Speed Ductile Cutting	5,500	10
DW8031	14"	1/8"	20mm	A24/C24P	High Speed Ductile Cutting	5,500	10
DW8032	12"	1/8"	1"	A24/C24P	High Speed Ductile Cutting	6,400	10
DW8033	12"	1/8"	20mm	A24/C24P	High Speed Ductile Cutting	6,400	10
Asphalt Cutting							
DW8034	14"	1/8"	1"	C24N	High Speed Asphalt Cutting	5,500	10
DW8035	14"	1/8"	20mm	C24N	High Speed Asphalt Cutting	5,500	10
DW8036	12"	1/8"	1"	C24N	High Speed Asphalt Cutting	6,400	10
DW8037	12"	1/8"	20mm	C24N	High Speed Asphalt Cutting	6,400	10



HIGH SPEED WHEELS

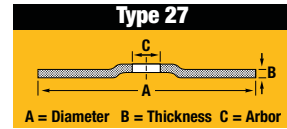
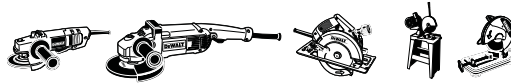


CAT #	DIA.	THICKNESS	ARBOR	GRIT	APPLICATION	MAX RPM	PACK
Metal Cutting							
DWA8030	14"	1/8"	1"	A24N	High Speed Metal Cutting	5,500	10
DWA8031	14"	1/8"	20mm	A24N	High Speed Metal Cutting	5,500	10
DWA8032	12"	1/8"	1"	A24N	High Speed Metal Cutting	6,400	10
DWA8033	12"	1/8"	20mm	A24N	High Speed Metal Cutting	6,400	10
Masonry Cutting							
DWA8034	14"	1/8"	1"	C24R	High Speed Concrete Cutting	5,500	10
DWA8035	14"	1/8"	20mm	C24R	High Speed Concrete Cutting	5,500	10
DWA8036	12"	1/8"	1"	C24R	High Speed Concrete Cutting	6,400	10
DWA8037	12"	1/8"	20mm	C24R	High Speed Concrete Cutting	6,400	10



TYPE 27 BONDED ABRASIVES

XP[™] CERAMIC PERFORMANCE



CAT #	DIA.	THICKNESS	ARBOR	GRIT	APPLICATION	MAX RPM	PACK
.045" Metal & Stainless Cutting							
DWA8957	4.5	.045"	7/8"	SG60T	Metal & Stainless Cutting	13,300	25
DWA8958	5	.045"	7/8"	SG60T	Metal & Stainless Cutting	12,200	10
DWA8959	6	.045"	7/8"	SG60T	Metal & Stainless Cutting	10,100	10
Metal & Stainless Cutting & Notching							
DWA8904	4.5	3/32"	7/8"	SG24N	Metal & Stainless Cutting & Notching	13,300	25
DWA8905	4.5	3/32"	5/8"-11	SG24N	Metal & Stainless Cutting & Notching	13,300	10
DWA8910	5	3/32"	7/8"	SG24N	Metal & Stainless Cutting & Notching	12,200	25
DWA8911	5	3/32"	5/8"-11	SG24N	Metal & Stainless Cutting & Notching	12,200	10
DWA8916	6	3/32"	7/8"	SG24N	Metal & Stainless Cutting & Notching	10,100	10
DWA8917	6	3/32"	5/8"-11	SG24N	Metal & Stainless Cutting & Notching	10,100	10
DWA8922	7	3/32"	7/8"	SG24N	Metal & Stainless Cutting & Notching	8,700	10
DWA8923	7	3/32"	5/8"-11	SG24N	Metal & Stainless Cutting & Notching	8,700	10
DWA8928	9	3/32"	7/8"	SG24N	Metal & Stainless Cutting & Notching	6,600	10
DWA8929	9	3/32"	5/8"-11	SG24N	Metal & Stainless Cutting & Notching	6,600	10
Metal & Stainless Cutting & Grinding							
DWA8906	4.5	1/8"	7/8"	SG24N	Metal & Stainless Cutting & Grinding	13,300	25
DWA8907	4.5	1/8"	5/8"-11	SG24N	Metal & Stainless Cutting & Grinding	13,300	10
DWA8912	5	1/8"	7/8"	SG24N	Metal & Stainless Cutting & Grinding	12,200	25
DWA8913	5	1/8"	5/8"-11	SG24N	Metal & Stainless Cutting & Grinding	12,200	10
DWA8918	6	1/8"	7/8"	SG24N	Metal & Stainless Cutting & Grinding	10,100	10
DWA8919	6	1/8"	5/8"-11	SG24N	Metal & Stainless Cutting & Grinding	10,100	10
DWA8924	7	1/8"	7/8"	SG24N	Metal & Stainless Cutting & Grinding	8,700	10
DWA8925	7	1/8"	5/8"-11	SG24N	Metal & Stainless Cutting & Grinding	8,700	10
DWA8930	9	1/8"	7/8"	SG24N	Metal & Stainless Cutting & Grinding	6,600	10
DWA8931	9	1/8"	5/8"-11	SG24N	Metal & Stainless Cutting & Grinding	6,600	10
Metal & Stainless Grinding							
DWA8908	4.5	1/4"	7/8"	SG24N	Metal & Stainless Grinding	13,300	25
DWA8909	4.5	1/4"	5/8"-11	SG24N	Metal & Stainless Grinding	13,300	10
DWA8914	5	1/4"	7/8"	SG24N	Metal & Stainless Grinding	12,200	25
DWA8915	5	1/4"	5/8"-11	SG24N	Metal & Stainless Grinding	12,200	10
DWA8920	6	1/4"	7/8"	SG24N	Metal & Stainless Grinding	10,100	10
DWA8921	6	1/4"	5/8"-11	SG24N	Metal & Stainless Grinding	10,100	10
DWA8926	7	1/4"	7/8"	SG24N	Metal & Stainless Grinding	8,700	10
DWA8927	7	1/4"	5/8"-11	SG24N	Metal & Stainless Grinding	8,700	10
DWA8932	9	1/4"	7/8"	SG24N	Metal & Stainless Grinding	6,600	10
DWA8933	9	1/4"	5/8"-11	SG24N	Metal & Stainless Grinding	6,600	10



XP[™] EXTENDED PERFORMANCE



CAT #	DIA.	THICKNESS	ARBOR	GRIT	APPLICATION	MAX RPM	PACK
.045" Metal & Stainless Cutting							
DW8856	4"	.045"	5/8"	Z60T	Metal & Stainless Cutting	15,200	25
DW8857	4-1/2"	.045"	7/8"	Z60T	Metal & Stainless Cutting	13,300	25
DW8857H	4-1/2"	.045"	5/8"-11	Z60T	Metal & Stainless Cutting	13,300	10
DW8858	5"	.045"	7/8"	Z60T	Metal & Stainless Cutting	12,200	25
DW8858H	5"	.045"	5/8"-11	Z60T	Metal & Stainless Cutting	12,200	10
DW8859	6"	.045"	7/8"	Z60T	Metal & Stainless Cutting	10,100	25
DW8859H	6"	.045"	5/8"-11	Z60T	Metal & Stainless Cutting	10,100	10
DW8860	7"	.045"	7/8"	Z60T	Metal & Stainless Cutting	8,700	25
DW8860H	7"	.045"	5/8"-11	Z60T	Metal & Stainless Cutting	8,700	10
3/32" Metal & Stainless Cutting & Notching							
DW8800	4"	3/32"	5/8"	Z24R	Metal & Stainless Cutting & Notching	15,200	25
DW8804	4-1/2"	3/32"	7/8"	Z24R	Metal & Stainless Cutting & Notching	15,200	25
DW8805	4-1/2"	3/32"	5/8"-11	Z24R	Metal & Stainless Cutting & Notching	15,200	10
DW8810	5"	3/32"	7/8"	Z24R	Metal & Stainless Cutting & Notching	15,200	25
DW8811	5"	3/32"	5/8"-11	Z24R	Metal & Stainless Cutting & Notching	15,200	10
DW8816	6"	3/32"	7/8"	Z24R	Metal & Stainless Cutting & Notching	10,100	10

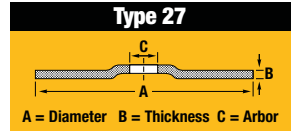


(continued on next page)

TYPE 27 BONDED ABRASIVES *(continued)*

XP EXTENDED Performance

(continued)



CAT #	DIA.	THICKNESS	ARBOR	GRIT	APPLICATION	MAX RPM	PACK
3/32" Metal & Stainless Cutting & Notching <i>(continued)</i>							
DW8817	6"	3/32"	5/8"-11	Z24R	Metal & Stainless Cutting & Notching	10,100	10
DW8822	7"	3/32"	7/8"	Z24R	Metal & Stainless Cutting & Notching	8,700	10
DW8823	7"	3/32"	5/8"-11	Z24R	Metal & Stainless Cutting & Notching	8,700	10
DW8828	9"	3/32"	7/8"	Z24R	Metal & Stainless Cutting & Notching	6,600	10
DW8829	9"	3/32"	5/8"-11	Z24R	Metal & Stainless Cutting & Notching	6,600	10
1/8" Pipeline Metal & Stainless Cutting & Grinding							
DW8801	4"	1/8"	3/8"	Z24R	Metal & Stainless Cutting & Grinding	15,200	25
DW8802	4"	1/8"	5/8"	Z24R	Metal & Stainless Cutting & Grinding	15,200	25
DW8806	4-1/2"	1/8"	7/8"	Z24R	Metal & Stainless Cutting & Grinding	13,300	25
DW8807	4-1/2"	1/8"	5/8"-11	Z24R	Metal & Stainless Cutting & Grinding	13,300	10
DW8812	5"	1/8"	7/8"	Z24R	Metal & Stainless Cutting & Grinding	12,200	25
DW8813	5"	1/8"	5/8"-11	Z24R	Metal & Stainless Cutting & Grinding	12,200	10
DW8818	6"	1/8"	7/8"	Z24R	Metal & Stainless Cutting & Grinding	10,000	10
DW8819	6"	1/8"	5/8"-11	Z24R	Metal & Stainless Cutting & Grinding	10,000	10
DW8824	7"	1/8"	7/8"	Z24R	Metal & Stainless Cutting & Grinding	8,700	10
DW8825	7"	1/8"	5/8"-11	Z24R	Metal & Stainless Cutting & Grinding	8,700	10
DW8830	9"	1/8"	7/8"	Z24R	Metal & Stainless Cutting & Grinding	6,600	10
DW8831	9"	1/8"	5/8"-11	Z24R	Metal & Stainless Cutting & Grinding	6,600	10
1/4" Metal & Stainless Grinding							
DW8803	4"	1/4"	5/8"	Z24R	Metal & Stainless Grinding	15,200	25
DW8808	4-1/2"	1/4"	7/8"	Z24R	Metal & Stainless Grinding	13,300	25
DW8809	4-1/2"	1/4"	5/8"-11	Z24R	Metal & Stainless Grinding	13,300	10
DW8814	5"	1/4"	7/8"	Z24R	Metal & Stainless Grinding	12,200	25
DW8815	5"	1/4"	5/8"-11	Z24R	Metal & Stainless Grinding	12,200	10
DW8820	6"	1/4"	7/8"	Z24R	Metal & Stainless Grinding	10,100	10
DW8821	6"	1/4"	5/8"-11	Z24R	Metal & Stainless Grinding	10,100	10
DW8826	7"	1/4"	7/8"	Z24R	Metal & Stainless Grinding	8,700	10
DW8827	7"	1/4"	5/8"-11	Z24R	Metal & Stainless Grinding	8,700	10
DW8832	9"	1/4"	7/8"	Z24R	Metal & Stainless Grinding	6,600	10
DW8833	9"	1/4"	5/8"-11	Z24R	Metal & Stainless Grinding	6,600	10



HP HIGH Performance



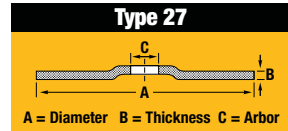
CAT #	DIA.	THICKNESS	ARBOR	GRIT	APPLICATION	MAX RPM	PACK
.045" Metal & Stainless Cutting							
DW8420	4"	.045"	5/8"	A60T	Metal & Stainless Cutting	15,200	25
DW8424	4-1/2"	.045"	7/8"	A60T	Metal & Stainless Cutting	13,300	25
DW8424H	4-1/2"	.045"	5/8"-11	A60T	Metal & Stainless Cutting	13,300	10
DW8425	5"	.045"	7/8"	A60T	Metal & Stainless Cutting	12,200	25
DW8425H	5"	.045"	5/8"-11	A60T	Metal & Stainless Cutting	12,200	25
DW8426	6"	.040"	7/8"	A60T	Metal & Stainless Cutting	10,100	25
DW8426H	6"	.040"	5/8"-11	A60T	Metal & Stainless Cutting	10,100	25
DW8427	7"	.045"	7/8"	A60T	Metal & Stainless Cutting	8,700	25
DW8427H	7"	.045"	5/8"-11	A60T	Metal & Stainless Cutting	8,700	25
3/32" Metal Cutting & Notching							
DW8750	4-1/2"	3/32"	7/8"	A24R	Metal Cutting & Notching	13,300	25
DW8751	4-1/2"	3/32"	5/8"-11	A24R	Metal Cutting & Notching	13,300	10
DW8752	5"	3/32"	7/8"	A24R	Metal Cutting & Notching	12,200	25
DW8753	5"	3/32"	5/8"-11	A24R	Metal Cutting & Notching	12,200	10
DW8754	6"	3/32"	7/8"	A24R	Metal Cutting & Notching	10,100	10
DW8755	6"	3/32"	5/8"-11	A24R	Metal Cutting & Notching	10,100	10
DW8756	7"	3/32"	7/8"	A24R	Metal Cutting & Notching	8,700	10
DW8757	7"	3/32"	5/8"-11	A24R	Metal Cutting & Notching	8,700	10
DW8758	9"	3/32"	7/8"	A24R	Metal Cutting & Notching	6,600	10
DW8759	9"	3/32"	5/8"-11	A24R	Metal Cutting & Notching	6,600	10



(continued on next page)

TYPE 27 BONDED ABRASIVES *(continued)*

HP HIGH Performance *(continued)*



CAT #	DIA.	THICKNESS	ARBOR	GRIT	APPLICATION	MAX RPM	PACK
1/8" Pipeline Metal & Stainless Cutting & Grinding							
DW8434	4-1/2"	1/8"	7/8"	A24R	Metal & Stainless Cutting & Grinding	13,300	25
DW8435	4-1/2"	1/8"	5/8"-11	A24R	Metal & Stainless Cutting & Grinding	13,300	10
DW8484	5"	1/8"	7/8"	A24R	Metal & Stainless Cutting & Grinding	12,200	25
DW8436	5"	1/8"	5/8"-11	A24R	Metal & Stainless Cutting & Grinding	12,200	10
DW8485	6"	1/8"	7/8"	A24R	Metal & Stainless Cutting & Grinding	10,100	10
DW8438	6"	1/8"	5/8"-11	A24R	Metal & Stainless Cutting & Grinding	10,100	10
DW8486	7"	1/8"	7/8"	A24R	Metal & Stainless Cutting & Grinding	8,700	10
DW8437	7"	1/8"	5/8"-11	A24R	Metal & Stainless Cutting & Grinding	8,700	10
DW8487	9"	1/8"	7/8"	A24R	Metal & Stainless Cutting & Grinding	6,600	10
DW8439	9"	1/8"	5/8"-11	A24R	Metal & Stainless Cutting & Grinding	6,600	10
1/4" Metal & Stainless Grinding							
DW4419	4"	1/4"	5/8"	A24R	Metal & Stainless Grinding	15,200	25
DW4514	4-1/2"	1/4"	7/8"	A24R	Metal & Stainless Grinding	13,300	25
DW4514B5	4-1/2"	1/4"	7/8"	A24R	Metal & Stainless Grinding	13,300	5
DW4523	4-1/2"	1/4"	5/8"-11	A24R	Metal & Stainless Grinding	13,300	10
DW4619	5"	1/4"	7/8"	A24R	Metal & Stainless Grinding	12,200	25
DW4623	5"	1/4"	5/8"-11	A24R	Metal & Stainless Grinding	12,200	10
DW4624	6"	1/4"	7/8"	A24R	Metal & Stainless Grinding	10,100	10
DW4626	6"	1/4"	5/8"-11	A24R	Metal & Stainless Grinding	10,100	10
DW4719	7"	1/4"	7/8"	A24R	Metal & Stainless Grinding	8,700	10
DW4999	7"	1/4"	5/8"-11	A24R	Metal & Stainless Grinding	8,700	10
DW4949	9"	1/4"	7/8"	A24R	Metal & Stainless Grinding	6,600	10
DW4954	9"	1/4"	5/8"-11	A24R	Metal & Stainless Grinding	6,600	10



METAL CUTTING & GRINDING



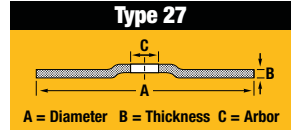
CAT #	DIA.	THICKNESS	ARBOR	GRIT	APPLICATION	MAX RPM	PACK
.045" Metal & Stainless Cutting							
DWA4530	4"	.045"	5/8"	A60T	Fast Cutting	15,200	25
DWA4531	4-1/2"	.045"	7/8"	A60T	Fast Cutting	13,300	25
DWA4534	7"	.045"	7/8"	A60T	Fast Cutting	8,700	25
1/8" Metal & Stainless Cutting & Grinding							
DWA4510	4"	1/8"	5/8"	A24N	Fast Cutting & Grinding	15,200	25
DWA4511	4-1/2"	1/8"	7/8"	A24N	Fast Cutting & Grinding	13,300	25
DWA4511H	4-1/2"	1/8"	5/8"-11	A24N	Fast Cutting & Grinding	13,300	10
DWA4512	5"	1/8"	7/8"	A24N	Fast Cutting & Grinding	12,200	25
DWA4512H	5"	1/8"	5/8"-11	A24N	Fast Cutting & Grinding	12,200	10
DWA4513	6"	1/8"	7/8"	A24N	Fast Cutting & Grinding	10,100	10
DWA4513H	6"	1/8"	5/8"-11	A24N	Fast Cutting & Grinding	10,100	10
DWA4514	7"	1/8"	7/8"	A24N	Fast Cutting & Grinding	8,700	10
DWA4514H	7"	1/8"	5/8"-11	A24N	Fast Cutting & Grinding	8,700	10
DWA4515	9"	1/8"	7/8"	A24N	Fast Cutting & Grinding	6,600	10
DWA4515H	9"	1/8"	5/8"-11	A24N	Fast Cutting & Grinding	6,600	10
1/4" Metal & Stainless Cutting & Grinding							
DWA4500	4"	1/4"	5/8"	A24N	Fast Metal Grinding	15,200	25
DW4541	4-1/2"	1/4"	7/8"	A24N	Fast Metal Grinding	13,300	25
DW4542	4-1/2"	1/4"	5/8"-11	A24N	Fast Metal Grinding	13,300	10
DW4543	5"	1/4"	7/8"	A24N	Fast Metal Grinding	12,200	25
DW4544	5"	1/4"	5/8"-11	A24N	Fast Metal Grinding	12,200	10
DW4545	6"	1/4"	7/8"	A24N	Fast Metal Grinding	10,100	10
DW4546	6"	1/4"	5/8"-11	A24N	Fast Metal Grinding	10,100	10
DW4547	7"	1/4"	7/8"	A24N	Fast Metal Grinding	8,700	10
DW4548	7"	1/4"	5/8"-11	A24N	Fast Metal Grinding	8,700	10
DW4549	9"	1/4"	7/8"	A24N	Fast Metal Grinding	6,600	10
DW4550	9"	1/4"	5/8"-11	A24N	Fast Metal Grinding	6,600	10



(continued on next page)

TYPE 27 BONDED ABRASIVES (continued)

HP HIGH Performance MASONRY CUTTING & GRINDING WHEELS



CAT #	DIA.	THICKNESS	ARBOR	GRIT	APPLICATION	MAX RPM	PACK
1/8" Masonry Cutting							
DW4428	4"	1/8"	5/8"	C24R	Masonry Cutting	15,200	25
DW4528	4-1/2"	1/8"	7/8"	C24R	Masonry Cutting	13,300	25
DW4552	4-1/2"	1/8"	5/8"-11	C24R	Masonry Cutting	13,300	10
DW4628	5"	1/8"	7/8"	C24R	Masonry Cutting	12,200	25
DW4658	5"	1/8"	5/8"-11	C24R	Masonry Cutting	12,200	10
DW4728	7"	1/8"	7/8"	C24R	Masonry Cutting	8,700	10
DW4758	7"	1/8"	5/8"-11	C24R	Masonry Cutting	8,700	10
DW4928	9"	1/8"	7/8"	C24R	Masonry Cutting	6,600	10
DW4929	9"	1/8"	5/8"-11	C24R	Masonry Cutting	6,600	10
1/4" Masonry Grinding							
DW4429	4"	1/4"	5/8"	C24R	Masonry Grinding	15,200	25
DW4524	4-1/2"	1/4"	7/8"	C24R	Masonry Grinding	13,300	25
DW4551	4-1/2"	1/4"	5/8"-11	C24R	Masonry Grinding	13,300	10
DW4629	5"	1/4"	7/8"	C24R	Masonry Grinding	12,200	25
DW4553	5"	1/4"	5/8"-11	C24R	Masonry Grinding	12,200	10
DW4554	7"	1/4"	7/8"	C24R	Masonry Grinding	8,700	10
DW4759	7"	1/4"	5/8"-11	C24R	Masonry Grinding	8,700	10
DW4557	9"	1/4"	7/8"	C24R	Masonry Grinding	6,600	10
DW4959	9"	1/4"	5/8"-11	C24R	Masonry Grinding	6,600	10



MASONRY GRINDING



CAT #	DIA.	THICKNESS	ARBOR	GRIT	APPLICATION	MAX RPM	PACK
1/4" Masonry Grinding							
DWA4500C	4"	1/4"	5/8"	C24R	Fast Masonry Grinding	15,200	25
DWA4501C	4-1/2"	1/4"	7/8"	C24R	Fast Masonry Grinding	13,300	25
DWA4514CH	7"	1/4"	5/8"-11	C24R	Fast Masonry Grinding	8,700	10



HP HIGH Performance STAINLESS CUTTING & GRINDING WHEELS



CAT #	DIA.	THICKNESS	ARBOR	GRIT	APPLICATION	MAX RPM	PACK
1/8" Stainless Steel Cutting [CONTAMINANT-FREE]							
DW8452	4-1/2"	1/8"	7/8"	A30S	Stainless Cutting	13,300	25
DW8452H	4-1/2"	1/8"	5/8"-11	A30S	Stainless Cutting	13,300	10
DW8454	5"	1/8"	7/8"	A30S	Stainless Cutting	12,200	25
DW8454H	5"	1/8"	5/8"-11	A30S	Stainless Cutting	12,200	10
DW8457	6"	1/8"	7/8"	A30S	Stainless Cutting	10,100	10
DW8457H	6"	1/8"	5/8"-11	A30S	Stainless Cutting	10,100	10
DW8456	7"	1/8"	7/8"	A30S	Stainless Cutting	8,700	10
DW8456H	7"	1/8"	5/8"-11	A30S	Stainless Cutting	8,700	10
DW8458	9"	1/8"	7/8"	A30S	Stainless Cutting	6,600	10
DW8458H	9"	1/8"	5/8"-11	A30S	Stainless Cutting	6,600	10
1/4" Stainless Steel Grinding [CONTAMINANT-FREE]							
DW8410	4"	1/4"	5/8"	A30S	Stainless Grinding	15,200	25
DW8414	4-1/2"	1/4"	7/8"	A30S	Stainless Grinding	13,300	25
DW8415	4-1/2"	1/4"	5/8"-11	A30S	Stainless Grinding	13,300	10
DW8464	5"	1/4"	7/8"	A30S	Stainless Grinding	12,200	25
DW8416	5"	1/4"	5/8"-11	A30S	Stainless Grinding	12,200	10
DW8465	6"	1/4"	7/8"	A30S	Stainless Grinding	10,100	10
DW8465H	6"	1/4"	5/8"-11	A30S	Stainless Grinding	10,100	10
DW8466	7"	1/4"	7/8"	A30S	Stainless Grinding	8,700	10
DW8417	7"	1/4"	5/8"-11	A30S	Stainless Grinding	8,700	10
DW8468	9"	1/4"	7/8"	A30S	Stainless Grinding	6,600	10
DW8419	9"	1/4"	5/8"-11	A30S	Stainless Grinding	6,600	10



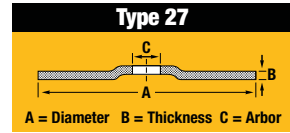
(continued on next page)

TYPE 27 BONDED ABRASIVES *(continued)*

HP HIGH Performance GRINDING WHEELS



CAT #	DIA.	THICKNESS	ARBOR	GRIT	APPLICATION	MAX RPM	PACK
1/4" Aluminum Grinding							
DW8400	4"	1/4"	5/8"	A30N	Aluminum Grinding	15,200	25
DW8404	4-1/2"	1/4"	7/8"	A30N	Aluminum Grinding	13,300	25
DW8405	4-1/2"	1/4"	5/8"-11	A30N	Aluminum Grinding	13,300	10
DW8474	5"	1/4"	7/8"	A30N	Aluminum Grinding	12,200	25
DW8406	5"	1/4"	5/8"-11	A30N	Aluminum Grinding	12,200	10
DW8476	7"	1/4"	7/8"	A30N	Aluminum Grinding	8,700	10
DW8407	7"	1/4"	5/8"-11	A30N	Aluminum Grinding	8,700	10
DW8409	9"	1/4"	5/8"-11	A30N	Aluminum Grinding	6,600	10

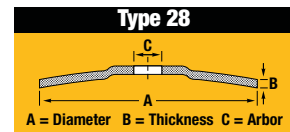


TYPE 28 BONDED ABRASIVES

HP HIGH Performance GRINDING WHEELS



CAT #	DIA.	THICKNESS	ARBOR	GRIT	APPLICATION	MAX RPM	PACK
1/4" Metal Grinding							
DW8445	7"	1/4"	7/8"	A24R	Flat Metal Grinding	8,700	10
DW8446	7"	1/4"	5/8"-11	A24R	Flat Metal Grinding	8,700	10
DW8447	9"	1/4"	7/8"	A24R	Flat Metal Grinding	6,600	10
DW8448	9"	1/4"	5/8"-11	A24R	Flat Metal Grinding	6,600	10

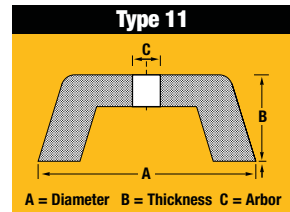


TYPE 11 BONDED ABRASIVES

HP HIGH Performance CUP WHEELS



CAT #	DIA.	THICKNESS	ARBOR	GRIT	APPLICATION	MAX RPM	PACK
Metal Grinding							
DW4960	4"	2"	5/8"-11	A16R	Metal Surface Grinding	9,000	10
DW4962	5"	2"	5/8"-11	A16R	Metal Surface Grinding	7,000	10
DW4964	6"	2"	5/8"-11	A16R	Metal Surface Grinding	6,000	10
Masonry Grinding							
DW4961	4"	2"	5/8"-11	C16R	Masonry Surface Grinding	9,000	10
DW4963	5"	2"	5/8"-11	C16R	Masonry Surface Grinding	7,000	10
DW4965	6"	2"	5/8"-11	C16R	Masonry Surface Grinding	6,000	10



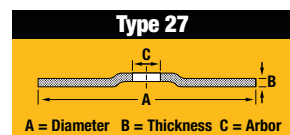
TYPE 27 FLAP DISCS

WEARABLE BACKING.



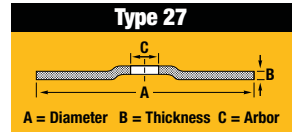
XP EXTENDED Performance WEARABLE BACKING FLAP DISCS

CAT #	DIA.	ARBOR	GRIT	MAX RPM	PACK
DW8210	4-1/2"	7/8"	Z40	13,300	10
DW8211	4-1/2"	7/8"	Z60	13,300	10
DW8212	4-1/2"	7/8"	Z80	13,300	10
DW8213	4-1/2"	7/8"	Z120	13,300	10
DW8210H	4-1/2"	5/8"-11	Z40	13,300	5
DW8211H	4-1/2"	5/8"-11	Z60	13,300	5
DW8212H	4-1/2"	5/8"-11	Z80	13,300	5
DW8213H	4-1/2"	5/8"-11	Z120	13,300	5
DW8214	5"	7/8"	Z40	12,200	10
DW8215	5"	7/8"	Z60	12,200	10
DW8216	5"	7/8"	Z80	12,200	10
DW8217	5"	7/8"	Z120	12,200	10
DW8214H	5"	5/8"-11	Z40	12,200	5
DW8215H	5"	5/8"-11	Z60	12,200	5



(continued on next page)

TYPE 27 FLAP DISCS *(continued)*



XP EXTENDED Performance

WEARABLE BACKING FLAP DISCS *(continued)*

CAT #	DIA.	ARBOR	GRIT	MAX RPM	PACK
DW8216H	5"	5/8"-11	Z80	12,200	5
DW8217H	5"	5/8"-11	Z120	12,200	5
DW8222	6"	7/8"	Z40	10,100	10
DW8223	6"	7/8"	Z60	10,100	10
DW8224	6"	7/8"	Z80	10,100	10
DW8225	6"	7/8"	Z120	10,100	10
DW8222H	6"	5/8"-11	Z40	10,100	5
DW8223H	6"	5/8"-11	Z60	10,100	5
DW8224H	6"	5/8"-11	Z80	10,100	5

CAT #	DIA.	ARBOR	GRIT	MAX RPM	PACK
DW8225H	6"	5/8"-11	Z120	10,100	5
DW8218	7"	7/8"	Z40	8,700	10
DW8219	7"	7/8"	Z60	8,700	10
DW8220	7"	7/8"	Z80	8,700	10
DW8221	7"	7/8"	Z120	8,700	10
DW8218H	7"	5/8"-11	Z40	8,700	5
DW8219H	7"	5/8"-11	Z60	8,700	5
DW8220H	7"	5/8"-11	Z80	8,700	5
DW8221H	7"	5/8"-11	Z120	8,700	5



XP EXTENDED Performance

FLAP DISCS



CAT #	DIA.	ARBOR	GRIT	MAX RPM	PACK
CONTAMINANT-FREE					
DW8250	4-1/2"	7/8"	Z40	13,300	10
DW8251	4-1/2"	7/8"	Z60	13,300	10
DW8252	4-1/2"	7/8"	Z80	13,300	10
DW8253	4-1/2"	7/8"	Z120	13,300	10
DW8254	4-1/2"	5/8"-11	Z40	13,300	5
DW8255	4-1/2"	5/8"-11	Z60	13,300	5
DW8256	4-1/2"	5/8"-11	Z80	13,300	5
DW8257	4-1/2"	5/8"-11	Z120	13,300	5
DW8258	5"	7/8"	Z40	12,200	10
DW8259	5"	7/8"	Z60	12,200	10
DW8260	5"	7/8"	Z80	12,200	10
DW8261	5"	7/8"	Z120	12,200	10
DW8262	5"	5/8"-11	Z40	12,200	5
DW8263	5"	5/8"-11	Z60	12,200	5
DW8264	5"	5/8"-11	Z80	12,200	5
DW8265	5"	5/8"-11	Z120	12,200	5

CAT #	DIA.	ARBOR	GRIT	MAX RPM	PACK
DW8274	6"	7/8"	Z40	10,100	10
DW8275	6"	7/8"	Z60	10,100	10
DW8276	6"	7/8"	Z80	10,100	10
DW8277	6"	7/8"	Z120	10,100	10
DW8274H	6"	5/8"-11	Z40	10,100	5
DW8275H	6"	5/8"-11	Z60	10,100	5
DW8276H	6"	5/8"-11	Z80	10,100	5
DW8277H	6"	5/8"-11	Z120	10,100	5
DW8266	7"	7/8"	Z40	8,700	10
DW8267	7"	7/8"	Z60	8,700	10
DW8268	7"	7/8"	Z80	8,700	10
DW8269	7"	7/8"	Z120	8,700	10
DW8270	7"	5/8"-11	Z40	8,700	5
DW8271	7"	5/8"-11	Z60	8,700	5
DW8272	7"	5/8"-11	Z80	8,700	5
DW8273	7"	5/8"-11	Z120	8,700	5



HP HIGH Performance

FLAP DISCS

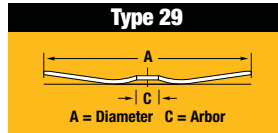


CAT #	DIA.	ARBOR	GRIT	MAX RPM	PACK
CONTAMINANT-FREE					
DW8300	4"	5/8"	Z36	15,200	10
DW8302	4"	5/8"	Z60	15,200	10
DW8303	4"	5/8"	Z80	15,200	10
DW8304	4"	5/8"	Z120	15,200	10
DW8350	4-1/2"	7/8"	Z24	13,300	10
DW8351	4-1/2"	7/8"	Z40	13,300	10
DW8352	4-1/2"	7/8"	Z60	13,300	10
DW8353	4-1/2"	7/8"	Z80	13,300	10
DW8354	4-1/2"	7/8"	Z120	13,300	10
DW8355	4-1/2"	5/8"-11	Z24	13,300	5
DW8356	4-1/2"	5/8"-11	Z40	13,300	5
DW8357	4-1/2"	5/8"-11	Z60	13,300	5
DW8358	4-1/2"	5/8"-11	Z80	13,300	5
DW8359	4-1/2"	5/8"-11	Z120	13,300	5
DW8360	5"	7/8"	Z24	12,200	10
DW8361	5"	7/8"	Z40	12,200	10
DW8362	5"	7/8"	Z60	12,200	10

CAT #	DIA.	ARBOR	GRIT	MAX RPM	PACK
DW8363	5"	7/8"	Z80	12,200	10
DW8364	5"	7/8"	Z120	12,200	10
DW8365	5"	5/8"-11	Z24	12,200	5
DW8366	5"	5/8"-11	Z40	12,200	5
DW8367	5"	5/8"-11	Z60	12,200	5
DW8368	5"	5/8"-11	Z80	12,200	5
DW8369	5"	5/8"-11	Z120	12,200	5
DW8370	7"	7/8"	Z24	8,700	10
DW8371	7"	7/8"	Z40	8,700	10
DW8372	7"	7/8"	Z60	8,700	10
DW8373	7"	7/8"	Z80	8,700	10
DW8374	7"	7/8"	Z120	8,700	10
DW8375	7"	5/8"-11	Z24	8,700	5
DW8376	7"	5/8"-11	Z40	8,700	5
DW8377	7"	5/8"-11	Z60	8,700	5
DW8378	7"	5/8"-11	Z80	8,700	5
DW8379	7"	5/8"-11	Z120	8,700	5



TYPE 29 FLAP DISCS



CAT #	DIA.	ARBOR	GRIT	MAX RPM	PACK
CONTAMINANT-FREE					
DW8336	4-1/2"	7/8"	Z24	13,300	10
DW8306	4-1/2"	7/8"	Z36	13,300	10
DW8308	4-1/2"	7/8"	Z60	13,300	10
DW8309	4-1/2"	7/8"	Z80	13,300	10
DW8310	4-1/2"	7/8"	Z120	13,300	10
DW8337	4-1/2"	5/8"-11	Z24	13,300	5
DW8311	4-1/2"	5/8"-11	Z36	13,300	5
DW8312	4-1/2"	5/8"-11	Z60	13,300	5
DW8313	4-1/2"	5/8"-11	Z80	13,300	5
DW8314	4-1/2"	5/8"-11	Z120	13,300	5
DW8338	5"	7/8"	Z24	12,200	10
DW8315	5"	7/8"	Z36	12,200	10
DW8317	5"	7/8"	Z60	12,200	10
DW8318	5"	7/8"	Z80	12,200	10
DW8319	5"	7/8"	Z120	12,200	10
DW8339	5"	5/8"-11	Z24	12,200	5
DW8332	5"	5/8"-11	Z36	12,200	5
DW8333	5"	5/8"-11	Z60	12,200	5
DW8334	5"	5/8"-11	Z80	12,200	5

CAT #	DIA.	ARBOR	GRIT	MAX RPM	PACK
DW8335	5"	5/8"-11	Z120	12,200	5
DW8380	6"	7/8"	Z40	10,100	10
DW8381	6"	7/8"	Z60	10,100	10
DW8382	6"	7/8"	Z80	10,100	10
DW8383	6"	7/8"	Z120	10,100	10
DW8380H	6"	5/8"-11	Z40	10,100	5
DW8381H	6"	5/8"-11	Z60	10,100	5
DW8382H	6"	5/8"-11	Z80	10,100	5
DW8383H	6"	7/8"	Z120	8,700	5
DW8340	7"	7/8"	Z24	8,700	10
DW8321	7"	7/8"	Z36	8,700	10
DW8323	7"	7/8"	Z60	8,700	10
DW8324	7"	7/8"	Z80	8,700	10
DW8325	7"	7/8"	Z120	8,700	10
DW8341	7"	5/8"-11	Z24	8,700	5
DW8327	7"	5/8"-11	Z36	8,700	5
DW8329	7"	5/8"-11	Z60	8,700	5
DW8330	7"	5/8"-11	Z80	8,700	5
DW8331	7"	5/8"-11	Z120	8,700	5

FLAP DISCS

CAT #	DIA.	ARBOR	GRIT	MAX RPM	PACK
DWA8301H	4"	3/8"-24	36	15,200	5
DWA8305H	4"	3/8"-24	60	15,200	5
DWA8307H	4"	3/8"-24	80	15,200	5
DWA8201	4"	5/8"	40	15,200	10
DWA8202	4"	5/8"	60	15,200	10
DWA8203	4"	5/8"	80	15,200	10
DWA8206	4-1/2"	7/8"	40	13,300	10
DWA8206H	4-1/2"	5/8"-11	40	13,300	5
DWA8207	4-1/2"	7/8"	60	13,300	10
DWA8207H	4-1/2"	5/8"-11	60	13,300	5
DWA8208	4-1/2"	7/8"	80	13,300	10
DWA8208H	4-1/2"	5/8"-11	80	13,300	5
DWA8216H	7"	5/8"-11	40	8,700	5
DWA8217H	7"	5/8"-11	60	8,700	5
DWA8218H	7"	5/8"-11	80	8,700	5

FIBER DISCS



CAT #	DIA.	ARBOR	GRIT	MAX RPM	PACK
DARB6G0225	4-1/2"	7/8"	24	13,300	25
DARB6G0325	4-1/2"	7/8"	36	13,300	25
DARB6G0525	4-1/2"	7/8"	50	13,300	25
DARB6H0225	5"	7/8"	24	12,200	25
DARB6H0325	5"	7/8"	36	12,200	25
DARB6H0525	5"	7/8"	50	12,200	25
DARB6K0225	7"	7/8"	24	8,700	25
DARB6K0325	7"	7/8"	36	8,700	25
DARB6K0525	7"	7/8"	50	8,700	25

CAT #	DIA.	ARBOR	GRIT	MAX RPM	PACK
DARC6G0215	4-1/2"	Quick Lock	24	13,300	15
DARC6G0315	4-1/2"	Quick Lock	36	13,300	15
DARC6G0515	4-1/2"	Quick Lock	50	13,300	15
DARC6H0215	5"	Quick Lock	24	12,200	15
DARC6H0315	5"	Quick Lock	36	12,200	15
DARC6H0515	5"	Quick Lock	50	12,200	15
DARC6K0215	7"	Quick Lock	24	8,700	15
DARC6K0315	7"	Quick Lock	36	8,700	15
DARC6K0515	7"	Quick Lock	50	8,700	15



CAT #	DIA.	ARBOR	GRIT	MAX RPM	PACK
DARB5G0225	4-1/2"	7/8"	24	13,300	25
DARB5G0325	4-1/2"	7/8"	36	13,300	25
DARB5G0525	4-1/2"	7/8"	50	13,300	25
DARB5G0625	4-1/2"	7/8"	60	13,300	25
DARB5G0825	4-1/2"	7/8"	80	13,300	25
DARB5G1025	4-1/2"	7/8"	100	13,300	25
DARB5G1225	4-1/2"	7/8"	120	13,300	25
DARB5H0225	5"	7/8"	24	12,200	25
DARB5H0325	5"	7/8"	36	12,200	25
DARB5H0525	5"	7/8"	50	12,200	25
DARB5H0625	5"	7/8"	60	12,200	25
DARB5H0825	5"	7/8"	80	12,200	25
DARB5H1025	5"	7/8"	100	12,200	25
DARB5H1225	5"	7/8"	120	12,200	25

CAT #	DIA.	ARBOR	GRIT	MAX RPM	PACK
DARB5K0225	7"	7/8"	24	8,700	25
DARB5K0325	7"	7/8"	36	8,700	25
DARB5K0525	7"	7/8"	50	8,700	25
DARB5K0625	7"	7/8"	60	8,700	25
DARB5K0825	7"	7/8"	80	8,700	25
DARB5K1025	7"	7/8"	100	8,700	25
DARB5K1225	7"	7/8"	120	8,700	25



CAT #	DIA.	ARBOR	GRIT	MAX RPM	PACK
DARC5G0215	4-1/2"	Quick Lock	24	13,300	15
DARC5G0315	4-1/2"	Quick Lock	36	13,300	15
DARC5G0515	4-1/2"	Quick Lock	50	13,300	15
DARC5G0615	4-1/2"	Quick Lock	60	13,300	15
DARC5G0815	4-1/2"	Quick Lock	80	13,300	15
DARC5H0215	5"	Quick Lock	24	12,200	15
DARC5H0315	5"	Quick Lock	36	12,200	15
DARC5H0515	5"	Quick Lock	50	12,200	15
DARC5H0615	5"	Quick Lock	60	12,200	15
DARC5H0815	5"	Quick Lock	80	12,200	15
DARC5K0215	7"	Quick Lock	24	8,700	15
DARC5K0315	7"	Quick Lock	36	8,700	15
DARC5K0515	7"	Quick Lock	50	8,700	15
DARC5K0615	7"	Quick Lock	60	8,700	15
DARC5K0815	7"	Quick Lock	80	8,700	15

(continued on next page)

FIBER DISCS (continued)

XP EXTENDED Performance **ZIRCONIA**



CAT #	DIA.	ARBOR	GRIT	MAX RPM	PACK
DARB4G0225	4-1/2"	7/8"	24	13,300	25
DARB4G0325	4-1/2"	7/8"	36	13,300	25
DARB4G0525	4-1/2"	7/8"	50	13,300	25
DARB4G0625	4-1/2"	7/8"	60	13,300	25
DARB4G0825	4-1/2"	7/8"	80	13,300	25
DARB4H0225	5"	7/8"	24	12,200	25
DARB4H0325	5"	7/8"	36	12,200	25
DARB4H0525	5"	7/8"	50	12,200	25
DARB4H0625	5"	7/8"	60	12,200	25
DARB4H0825	5"	7/8"	80	12,200	25
DARB4K0225	7"	7/8"	24	8,700	25
DARB4K0325	7"	7/8"	36	8,700	25
DARB4K0525	7"	7/8"	50	8,700	25
DARB4K0625	7"	7/8"	60	8,700	25
DARB4K0825	7"	7/8"	80	8,700	25

CAT #	DIA.	ARBOR	GRIT	MAX RPM	PACK
DARC4G0215	4-1/2"	Quick Lock	24	13,300	15
DARC4G0315	4-1/2"	Quick Lock	36	13,300	15
DARC4G0515	4-1/2"	Quick Lock	50	13,300	15
DARC4G0615	4-1/2"	Quick Lock	60	13,300	15
DARC4G0815	4-1/2"	Quick Lock	80	13,300	15
DARC4H0215	5"	Quick Lock	24	12,200	15
DARC4H0315	5"	Quick Lock	36	12,200	15
DARC4H0515	5"	Quick Lock	50	12,200	15
DARC4H0615	5"	Quick Lock	60	12,200	15
DARC4H0815	5"	Quick Lock	80	12,200	15
DARC4K0215	7"	Quick Lock	24	8,700	15
DARC4K0315	7"	Quick Lock	36	8,700	15
DARC4K0515	7"	Quick Lock	50	8,700	15
DARC4K0615	7"	Quick Lock	60	8,700	15
DARC4K0815	7"	Quick Lock	80	8,700	15



HP HIGH Performance **ALUMINUM OXIDE**



CAT #	DIA.	ARBOR	GRIT	MAX RPM	PACK
DARB1F0305	4"	5/8"	36	15,200	5
DARB1F0605	4"	5/8"	60	15,200	5
DARB1F0805	4"	5/8"	80	15,200	5
DARB1G0205	4-1/2"	7/8"	24	13,300	5
DARB1G0305	4-1/2"	7/8"	36	13,300	5
DARB1G0605	4-1/2"	7/8"	60	13,300	5
DARB1G0805	4-1/2"	7/8"	80	13,300	5
DARB1H0205	5"	7/8"	24	12,200	5
DARB1H0305	5"	7/8"	36	12,200	5
DARB1H0605	5"	7/8"	60	12,200	5
DARB1H0805	5"	7/8"	80	12,200	5
DARB1K0205	7"	7/8"	24	8,700	5
DARB1K0305	7"	7/8"	36	8,700	5
DARB1K0605	7"	7/8"	60	8,700	5
DARB1K0805	7"	7/8"	80	8,700	5
DARB1F0325	4"	5/8"	36	15,200	25
DARB1F0525	4"	5/8"	50	15,200	25
DARB1F0625	4"	5/8"	60	15,200	25
DARB1F0825	4"	5/8"	80	15,200	25
DARB1F1025	4"	5/8"	100	15,200	25
DARB1F1225	4"	5/8"	120	15,200	25
DARB1G0125	4-1/2"	7/8"	16	13,300	25
DARB1G0225	4-1/2"	7/8"	24	13,300	25

CAT #	DIA.	ARBOR	GRIT	MAX RPM	PACK
DARB1G0325	4-1/2"	7/8"	36	13,300	25
DARB1G0525	4-1/2"	7/8"	50	13,300	25
DARB1G0625	4-1/2"	7/8"	60	13,300	25
DARB1G0825	4-1/2"	7/8"	80	13,300	25
DARB1G1025	4-1/2"	7/8"	100	13,300	25
DARB1G1225	4-1/2"	7/8"	120	13,300	25
DARB1H0125	5"	7/8"	16	15,200	25
DARB1H0225	5"	7/8"	24	15,200	25
DARB1H0325	5"	7/8"	36	13,300	25
DARB1H0525	5"	7/8"	50	13,300	25
DARB1H0625	5"	7/8"	60	13,300	25
DARB1H0825	5"	7/8"	80	12,200	25
DARB1H1025	5"	7/8"	100	12,200	25
DARB1H1225	5"	7/8"	120	12,200	25
DARB1K0125	7"	7/8"	16	8,700	25
DARB1K0225	7"	7/8"	24	8,700	25
DARB1K0325	7"	7/8"	36	8,700	25
DARB1K0525	7"	7/8"	50	8,700	25
DARB1K0625	7"	7/8"	60	8,700	25
DARB1K0825	7"	7/8"	80	8,700	25
DARB1K1025	7"	7/8"	100	8,700	25
DARB1K1225	7"	7/8"	120	8,700	25

CAT #	DIA.	ARBOR	GRIT	MAX RPM	PACK
DARC1G0115	4-1/2"	Quick Lock	16	13,300	15
DARC1G0215	4-1/2"	Quick Lock	24	13,300	15
DARC1G0315	4-1/2"	Quick Lock	36	13,300	15
DARC1G0515	4-1/2"	Quick Lock	50	13,300	15
DARC1G0615	4-1/2"	Quick Lock	60	13,300	15
DARC1G0815	4-1/2"	Quick Lock	80	13,300	15
DARC1H0115	5"	Quick Lock	16	12,200	15
DARC1H0215	5"	Quick Lock	24	12,200	15
DARC1H0315	5"	Quick Lock	36	12,200	15
DARC1H0515	5"	Quick Lock	50	12,200	15
DARC1H0615	5"	Quick Lock	60	12,200	15
DARC1H0815	5"	Quick Lock	80	12,200	15
DARC1K0115	7"	Quick Lock	16	8,700	15
DARC1K0215	7"	Quick Lock	24	8,700	15
DARC1K0315	7"	Quick Lock	36	8,700	15
DARC1K0515	7"	Quick Lock	50	8,700	15
DARC1K0615	7"	Quick Lock	60	8,700	15
DARC1K0815	7"	Quick Lock	80	8,700	15




FLAP WHEELS

HP HIGH Performance ANGLE GRINDER FLAP WHEELS

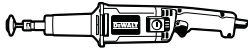


CAT #	DIA.	ARBOR	GRIT	MAX RPM	PACK
DAGH1G0410	4-1/2"	5/8"-11	40	13,300	10
DAGH1G0610	4-1/2"	5/8"-11	60	13,300	10

CAT #	DIA.	ARBOR	GRIT	MAX RPM	PACK
DAGH1G0810	4-1/2"	5/8"-11	80	13,300	10
DAGH1G1210	4-1/2"	5/8"-11	120	13,300	10



HP HIGH Performance FLAP WHEELS



CAT #	DIA.	WIDTH	SHAFT	GRIT	MAX RPM	PACK
DAFE1P0410	3/4"	3/4"	1/4"	40	25,000	10
DAFE1P0610	3/4"	3/4"	1/4"	60	25,000	10
DAFE1P0810	3/4"	3/4"	1/4"	80	25,000	10
DAFE1P1210	3/4"	3/4"	1/4"	120	25,000	10
DAFE1A0410	1"	1/2"	1/4"	40	25,000	10
DAFE1A0610	1"	1/2"	1/4"	60	25,000	10
DAFE1A0810	1"	1/2"	1/4"	80	25,000	10
DAFE1A1210	1"	1/2"	1/4"	120	25,000	10
DAFE1A1810	1"	1/2"	1/4"	180	25,000	10
DAFE1A2410	1"	1/2"	1/4"	240	25,000	10
DAFE1B0410	1"	1"	1/4"	40	25,000	10
DAFE1B0610	1"	1"	1/4"	60	25,000	10
DAFE1B0810	1"	1"	1/4"	80	25,000	10
DAFE1B1210	1"	1"	1/4"	120	25,000	10
DAFE1B1810	1"	1"	1/4"	180	25,000	10
DAFE1B2410	1"	1"	1/4"	240	25,000	10
DAFE1D0410	1-1/2"	1"	1/4"	40	25,000	10
DAFE1D0610	1-1/2"	1"	1/4"	60	25,000	10
DAFE1D0810	1-1/2"	1"	1/4"	80	25,000	10
DAFE1D1210	1-1/2"	1"	1/4"	120	25,000	10
DAFE1D1810	1-1/2"	1"	1/4"	180	25,000	10
DAFE1D2410	1-1/2"	1"	1/4"	240	25,000	10
DAFE1E0410	2"	1/2"	1/4"	40	25,000	10
DAFE1E0610	2"	1/2"	1/4"	60	25,000	10
DAFE1E0810	2"	1/2"	1/4"	80	25,000	10
DAFE1E1210	2"	1/2"	1/4"	120	25,000	10
DAFE1E1810	2"	1/2"	1/4"	180	25,000	10
DAFE1E2410	2"	1/2"	1/4"	240	25,000	10
DAFE1R0410	2"	3/4"	1/4"	40	25,000	10
DAFE1R0610	2"	3/4"	1/4"	60	25,000	10
DAFE1R0810	2"	3/4"	1/4"	80	25,000	10
DAFE1R1210	2"	3/4"	1/4"	120	25,000	10
DAFE1R1810	2"	3/4"	1/4"	180	25,000	10

CAT #	DIA.	WIDTH	SHAFT	GRIT	MAX RPM	PACK
DAFE1R2410	2"	3/4"	1/4"	240	25,000	10
DAFE1F0410	2"	1"	1/4"	40	25,000	10
DAFE1F0610	2"	1"	1/4"	60	25,000	10
DAFE1F0810	2"	1"	1/4"	80	25,000	10
DAFE1F1210	2"	1"	1/4"	120	25,000	10
DAFE1F1810	2"	1"	1/4"	180	25,000	10
DAFE1F2410	2"	1"	1/4"	240	25,000	10
DAFE1Q0410	2-1/2"	1"	1/4"	40	25,000	10
DAFE1Q0610	2-1/2"	1"	1/4"	60	25,000	10
DAFE1Q0810	2-1/2"	1"	1/4"	80	25,000	10
DAFE1Q1210	2-1/2"	1"	1/4"	120	25,000	10
DAFE1Q1810	2-1/2"	1"	1/4"	180	25,000	10
DAFE1Q2410	2-1/2"	1"	1/4"	240	25,000	10
DAFE1G0410	3"	1/2"	1/4"	40	20,000	10
DAFE1G0610	3"	1/2"	1/4"	60	20,000	10
DAFE1G0810	3"	1/2"	1/4"	80	20,000	10
DAFE1G1210	3"	1/2"	1/4"	120	20,000	10
DAFE1G1810	3"	1/2"	1/4"	180	20,000	10
DAFE1G2410	3"	1/2"	1/4"	240	20,000	10
DAFE1H0410	3"	1"	1/4"	40	20,000	10
DAFE1H0610	3"	1"	1/4"	60	20,000	10
DAFE1H0810	3"	1"	1/4"	80	20,000	10
DAFE1H1210	3"	1"	1/4"	120	20,000	10
DAFE1H1810	3"	1"	1/4"	180	20,000	10
DAFE1H2410	3"	1"	1/4"	240	20,000	10
DAFK1M0510	6-1/2"	1"	1"	50	5,800	10
DAFK1M0610	6-1/2"	1"	1"	60	5,800	10
DAFK1M0810	6-1/2"	1"	1"	80	5,800	10
DAFK1M1210	6-1/2"	1"	1"	120	5,800	10
DAFK1N0510	6-1/2"	2"	1"	50	5,800	10
DAFK1N0610	6-1/2"	2"	1"	60	5,800	10
DAFK1N0810	6-1/2"	2"	1"	80	5,800	10
DAFK1N1210	6-1/2"	2"	1"	120	5,800	10




HP HIGH Performance FINISHING FLAP WHEELS



CAT #	DIA.	WIDTH	SHAFT	GRIT	MAX RPM	PACK
DAFE7F0610	2"	1"	1/4"	60	12,000	10
DAFE7F1010	2"	1"	1/4"	100	12,000	10
DAFE7F1510	2"	1"	1/4"	150	12,000	10
DAFE7K0610	3"	1-3/4"	1/4"	60	8,000	10
DAFE7K1010	3"	1-3/4"	1/4"	100	8,000	10

CAT #	DIA.	WIDTH	SHAFT	GRIT	MAX RPM	PACK
DAFE7K1510	3"	1-3/4"	1/4"	150	8,000	10
DAFE7L0610	4"	1-3/4"	1/4"	60	6,000	10
DAFE7L1010	4"	1-3/4"	1/4"	100	6,000	10
DAFE7L1510	4"	1-3/4"	1/4"	150	6,000	10



QUICK CHANGE DISCS

XP3[™] CERAMIC



CAT #	DIA.	ARBOR	GRIT	MAX RPM	PACK
DALD6C031A	2"	QDC	36	20,000	100
DALD6C051A	2"	QDC	50	20,000	100
DALD6C061A	2"	QDC	60	20,000	100
DALD6E0350	3"	QDC	36	20,000	50
DALD6E0550	3"	QDC	50	20,000	50
DALD6E0650	3"	QDC	60	20,000	50
DALN6C031A	2"	QRC	36	20,000	100
DALN6C051A	2"	QRC	50	20,000	100
DALN6C061A	2"	QRC	60	20,000	100

CAT #	DIA.	ARBOR	GRIT	MAX RPM	PACK
DALN6E0350	3"	QRC	36	20,000	50
DALN6E0550	3"	QRC	50	20,000	50
DALN6E0650	3"	QRC	60	20,000	50
DALP6C031A	2"	QMC	36	20,000	100
DALP6C051A	2"	QMC	50	20,000	100
DALP6C061A	2"	QMC	60	20,000	100
DALP6E0350	3"	QMC	36	20,000	50
DALP6E0550	3"	QMC	50	20,000	50
DALP6E0650	3"	QMC	60	20,000	50



XP[™] EXTENDED PERFORMANCE ZIRCONIA COOL DISC[™]



CAT #	DIA.	ARBOR	GRIT	MAX RPM	PACK
DALD5A031A	1"	QDC	36	30,000	100
DALD5A051A	1"	QDC	50	30,000	100
DALD5A061A	1"	QDC	60	30,000	100
DALD5A081A	1"	QDC	80	30,000	100
DALD5A121A	1"	QDC	120	30,000	100
DALD5B031A	1-1/2"	QDC	36	30,000	100
DALD5B051A	1-1/2"	QDC	50	30,000	100
DALD5B061A	1-1/2"	QDC	60	30,000	100
DALD5B081A	1-1/2"	QDC	80	30,000	100
DALD5B121A	1-1/2"	QDC	120	30,000	100
DALD5C031A	2"	QDC	36	20,000	100
DALD5C051A	2"	QDC	50	20,000	100
DALD5C061A	2"	QDC	60	20,000	100
DALD5C081A	2"	QDC	80	20,000	100
DALD5C121A	2"	QDC	120	20,000	100
DALD5E0350	3"	QDC	36	20,000	50
DALD5E0550	3"	QDC	50	20,000	50
DALD5E0650	3"	QDC	60	20,000	50
DALD5E0850	3"	QDC	80	20,000	50
DALD5E1250	3"	QDC	120	20,000	50

CAT #	DIA.	ARBOR	GRIT	MAX RPM	PACK
DALN5B031A	1-1/2"	QRC	36	30,000	100
DALN5B051A	1-1/2"	QRC	50	30,000	100
DALN5B061A	1-1/2"	QRC	60	30,000	100
DALN5B081A	1-1/2"	QRC	80	30,000	100
DALN5B121A	1-1/2"	QRC	120	30,000	100
DALN5C031A	2"	QRC	36	20,000	100
DALN5C051A	2"	QRC	50	20,000	100
DALN5C061A	2"	QRC	60	20,000	100
DALN5C081A	2"	QRC	80	20,000	100
DALN5C121A	2"	QRC	120	20,000	100
DALN5E0350	3"	QRC	36	20,000	50
DALN5E0550	3"	QRC	50	20,000	50
DALN5E0650	3"	QRC	60	20,000	50
DALN5E0850	3"	QRC	80	20,000	50
DALN5E1250	3"	QRC	120	20,000	50
DALP5B031A	1-1/2"	QMC	36	30,000	100
DALP5B051A	1-1/2"	QMC	50	30,000	100
DALP5B061A	1-1/2"	QMC	60	30,000	100
DALP5B081A	1-1/2"	QMC	80	30,000	100
DALP5B121A	1-1/2"	QMC	120	30,000	100

CAT #	DIA.	ARBOR	GRIT	MAX RPM	PACK
DALP5C031A	2"	QMC	36	20,000	100
DALP5C051A	2"	QMC	50	20,000	100
DALP5C061A	2"	QMC	60	20,000	100
DALP5C081A	2"	QMC	80	20,000	100
DALP5C121A	2"	QMC	120	20,000	100
DALP5E0350	3"	QMC	36	20,000	50
DALP5E0550	3"	QMC	50	20,000	50
DALP5E0650	3"	QMC	60	20,000	50
DALP5E0850	3"	QMC	80	20,000	50
DALP5E1250	3"	QMC	120	20,000	50



XP[™] EXTENDED PERFORMANCE ZIRCONIA



CAT #	DIA.	ARBOR	GRIT	MAX RPM	PACK
DALD4A021A	1"	QDC	24	30,000	100
DALD4A031A	1"	QDC	36	30,000	100
DALD4A041A	1"	QDC	40	30,000	100
DALD4A051A	1"	QDC	50	30,000	100
DALD4A061A	1"	QDC	60	30,000	100
DALD4A081A	1"	QDC	80	30,000	100
DALD4A121A	1"	QDC	120	30,000	100
DALD4B021A	1-1/2"	QDC	24	30,000	100
DALD4B031A	1-1/2"	QDC	36	30,000	100
DALD4B041A	1-1/2"	QDC	40	30,000	100
DALD4B051A	1-1/2"	QDC	50	30,000	100
DALD4B061A	1-1/2"	QDC	60	30,000	100
DALD4B081A	1-1/2"	QDC	80	30,000	100
DALD4B121A	1-1/2"	QDC	120	30,000	100
DALD4C021A	2"	QDC	24	20,000	100
DALD4C031A	2"	QDC	36	20,000	100
DALD4C041A	2"	QDC	40	20,000	100
DALD4C051A	2"	QDC	50	20,000	100
DALD4C061A	2"	QDC	60	20,000	100
DALD4C081A	2"	QDC	80	20,000	100

CAT #	DIA.	ARBOR	GRIT	MAX RPM	PACK
DALD4C121A	2"	QDC	120	20,000	100
DALD4E0250	3"	QDC	24	20,000	50
DALD4E0350	3"	QDC	36	20,000	50
DALD4E0450	3"	QDC	40	20,000	50
DALD4E0550	3"	QDC	50	20,000	50
DALD4E0650	3"	QDC	60	20,000	50
DALD4E0850	3"	QDC	80	20,000	50
DALD4E1250	3"	QDC	120	20,000	50
DALN4B021A	1-1/2"	QRC	24	30,000	100
DALN4B031A	1-1/2"	QRC	36	30,000	100
DALN4B041A	1-1/2"	QRC	40	30,000	100
DALN4B051A	1-1/2"	QRC	50	30,000	100
DALN4B061A	1-1/2"	QRC	60	30,000	100
DALN4B081A	1-1/2"	QRC	80	30,000	100
DALN4B121A	1-1/2"	QRC	120	30,000	100
DALN4C021A	2"	QRC	24	20,000	100
DALN4C031A	2"	QRC	36	20,000	100
DALN4C041A	2"	QRC	40	20,000	100
DALN4C051A	2"	QRC	50	20,000	100
DALN4C061A	2"	QRC	60	20,000	100

CAT #	DIA.	ARBOR	GRIT	MAX RPM	PACK
DALN4C081A	2"	QRC	80	20,000	100
DALN4C121A	2"	QRC	120	20,000	100
DALN4E0250	3"	QRC	24	20,000	50
DALN4E0350	3"	QRC	36	20,000	50
DALN4E0450	3"	QRC	40	20,000	50
DALN4E0550	3"	QRC	50	20,000	50
DALN4E0650	3"	QRC	60	20,000	50
DALN4E0850	3"	QRC	80	20,000	50
DALN4E1250	3"	QRC	120	20,000	50
DALP4B021A	1-1/2"	QMC	24	30,000	100
DALP4B031A	1-1/2"	QMC	36	30,000	100
DALP4B041A	1-1/2"	QMC	40	30,000	100



(continued on next page)

QUICK CHANGE DISCS (continued)

XP EXTENDED Performance ZIRCONIA (continued)



CAT #	DIA.	ARBOR	GRIT	MAX RPM	PACK
DALP4B051A	1-1/2"	QMC	50	30,000	100
DALP4B061A	1-1/2"	QMC	60	30,000	100
DALP4B081A	1-1/2"	QMC	80	30,000	100
DALP4B121A	1-1/2"	QMC	120	30,000	100
DALP4C021A	2"	QMC	24	20,000	100
DALP4C031A	2"	QMC	36	20,000	100

CAT #	DIA.	ARBOR	GRIT	MAX RPM	PACK
DALP4C041A	2"	QMC	40	20,000	100
DALP4C051A	2"	QMC	50	20,000	100
DALP4C061A	2"	QMC	60	20,000	100
DALP4C081A	2"	QMC	80	20,000	100
DALP4C121A	2"	QMC	120	20,000	100
DALP4E0250	3"	QMC	24	20,000	50

CAT #	DIA.	ARBOR	GRIT	MAX RPM	PACK
DALP4E0350	3"	QMC	36	20,000	50
DALP4E0450	3"	QMC	40	20,000	50
DALP4E0550	3"	QMC	50	20,000	50
DALP4E0650	3"	QMC	60	20,000	50
DALP4E0850	3"	QMC	80	20,000	50
DALP4E1250	3"	QMC	120	20,000	50

HP HIGH Performance ALUMINUM OXIDE



CAT #	DIA.	ARBOR	GRIT	MAX RPM	PACK
DALD1A021A	1"	QDC	24	30,000	100
DALD1A031A	1"	QDC	36	30,000	100
DALD1A041A	1"	QDC	40	30,000	100
DALD1A051A	1"	QDC	50	30,000	100
DALD1A061A	1"	QDC	60	30,000	100
DALD1A081A	1"	QDC	80	30,000	100
DALD1A121A	1"	QDC	120	30,000	100
DALD1B021A	1-1/2"	QDC	24	30,000	100
DALD1B031A	1-1/2"	QDC	36	30,000	100
DALD1B041A	1-1/2"	QDC	40	30,000	100
DALD1B051A	1-1/2"	QDC	50	30,000	100
DALD1B061A	1-1/2"	QDC	60	30,000	100
DALD1B081A	1-1/2"	QDC	80	30,000	100
DALD1B121A	1-1/2"	QDC	120	30,000	100
DALD1C021A	2"	QDC	24	20,000	100
DALD1C031A	2"	QDC	36	20,000	100
DALD1C041A	2"	QDC	40	20,000	100
DALD1C051A	2"	QDC	50	20,000	100
DALD1C061A	2"	QDC	60	20,000	100
DALD1C081A	2"	QDC	80	20,000	100
DALD1C121A	2"	QDC	120	20,000	100
DALD1E0250	3"	QDC	24	20,000	50
DALD1E0350	3"	QDC	36	20,000	50
DALD1E0450	3"	QDC	40	20,000	50
DALD1E0550	3"	QDC	50	20,000	50
DALD1E0650	3"	QDC	60	20,000	50

CAT #	DIA.	ARBOR	GRIT	MAX RPM	PACK
DALD1E0850	3"	QDC	80	20,000	50
DALD1E1250	3"	QDC	120	20,000	50
DALN1B021A	1-1/2"	QRC	24	30,000	100
DALN1B031A	1-1/2"	QRC	36	30,000	100
DALN1B041A	1-1/2"	QRC	40	30,000	100
DALN1B051A	1-1/2"	QRC	50	30,000	100
DALN1B061A	1-1/2"	QRC	60	30,000	100
DALN1B081A	1-1/2"	QRC	80	30,000	100
DALN1B121A	1-1/2"	QRC	120	30,000	100
DALN1C021A	2"	QRC	24	20,000	100
DALN1C031A	2"	QRC	36	20,000	100
DALN1C041A	2"	QRC	40	20,000	100
DALN1C051A	2"	QRC	50	20,000	100
DALN1C061A	2"	QRC	60	20,000	100
DALN1C081A	2"	QRC	80	20,000	100
DALN1C121A	2"	QRC	120	20,000	100
DALN1E0350	3"	QRC	24	20,000	50
DALN1E0350	3"	QRC	36	20,000	50
DALN1E0450	3"	QRC	40	20,000	50
DALN1E0550	3"	QRC	50	20,000	50
DALN1E0650	3"	QRC	60	20,000	50
DALN1E0850	3"	QRC	80	20,000	50
DALN1E1250	3"	QRC	120	20,000	50
DALP1B021A	1-1/2"	QMC	24	30,000	100
DALP1B031A	1-1/2"	QMC	36	30,000	100
DALP1B041A	1-1/2"	QMC	40	30,000	100

CAT #	DIA.	ARBOR	GRIT	MAX RPM	PACK
DALP1B051A	1-1/2"	QMC	50	30,000	100
DALP1B061A	1-1/2"	QMC	60	30,000	100
DALP1B081A	1-1/2"	QMC	80	30,000	100
DALP1B121A	1-1/2"	QMC	120	30,000	100
DALP1C021A	2"	QMC	24	20,000	100
DALP1C031A	2"	QMC	36	20,000	100
DALP1C041A	2"	QMC	40	20,000	100
DALP1C051A	2"	QMC	50	20,000	100
DALP1C061A	2"	QMC	60	20,000	100
DALP1C081A	2"	QMC	80	20,000	100
DALP1C121A	2"	QMC	120	20,000	100
DALP1E0250	3"	QMC	24	20,000	50
DALP1E0350	3"	QMC	36	20,000	50
DALP1E0450	3"	QMC	40	20,000	50
DALP1E0550	3"	QMC	50	20,000	50
DALP1E0650	3"	QMC	60	20,000	50
DALP1E0850	3"	QMC	80	20,000	50
DALP1E1250	3"	QMC	120	20,000	50

HP HIGH Performance SURFACE FINISHING, NON-WOVEN



CAT #	DIA.	ARBOR	GRIT	MAX RPM	PACK
DALD7ACR25	1"	QDC	Coarse	30,000	25
DALD7AMD25	1"	QDC	Medium	30,000	25
DALD7AFN25	1"	QDC	Fine	30,000	25
DALD7CCR25	2"	QDC	Coarse	20,000	25
DALD7CMD25	2"	QDC	Medium	20,000	25
DALD7CFN25	2"	QDC	Fine	20,000	25
DALD7ECR25	3"	QDC	Coarse	20,000	25
DALD7EMD25	3"	QDC	Medium	20,000	25
DALD7EFN25	3"	QDC	Fine	20,000	25
DALN7CCR25	2"	QRC	Coarse	20,000	25
DALN7CMD25	2"	QRC	Medium	20,000	25

CAT #	DIA.	ARBOR	GRIT	MAX RPM	PACK
DALN7CFN25	2"	QRC	Fine	20,000	25
DALN7ECR25	3"	QRC	Coarse	20,000	25
DALN7EMD25	3"	QRC	Medium	20,000	25
DALN7EFN25	3"	QRC	Fine	20,000	25
DALP7CCR25	2"	QMC	Coarse	20,000	25
DALP7CMD25	2"	QMC	Medium	20,000	25
DALP7CFN25	2"	QMC	Fine	20,000	25
DALP7ECR25	3"	QMC	Coarse	20,000	25
DALP7EMD25	3"	QMC	Medium	20,000	25
DALP7EFN25	3"	QMC	Fine	20,000	25



Arbor Types


QDC



QRC



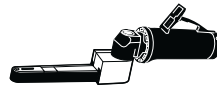
QMC



BELTS

XP EXTENDED Performance ZIRCONIA

CAT #	WIDTH	LENGTH	GRIT	PACK
DABB4D0310	1/4"	18"	36	10
DABB4D0410	1/4"	18"	40	10
DABB4D0610	1/4"	18"	60	10
DABB4D0810	1/4"	18"	80	10
DABB4D1210	1/4"	18"	120	10
DABB4E0310	1/4"	24"	36	10
DABB4E0410	1/4"	24"	40	10
DABB4E0610	1/4"	24"	60	10
DABB4E0810	1/4"	24"	80	10
DABB4E1210	1/4"	24"	120	10

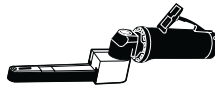


CAT #	WIDTH	LENGTH	GRIT	PACK
DABC4G0410	3/8"	13"	40	10
DABC4G0610	3/8"	13"	60	10
DABC4G0810	3/8"	13"	80	10
DABC4G1210	3/8"	13"	120	10
DABD4D0410	1/2"	18"	40	10
DABD4D0610	1/2"	18"	60	10
DABD4D0810	1/2"	18"	80	10
DABD4D1210	1/2"	18"	120	10
DABD4E0410	1/2"	24"	40	10
DABD4E0610	1/2"	24"	60	10

CAT #	WIDTH	LENGTH	GRIT	PACK
DABD4E0810	1/2"	24"	80	10
DABD4E1210	1/2"	24"	120	10
DABF4D0410	3/4"	18"	40	10
DABF4D0610	3/4"	18"	60	10
DABF4D0810	3/4"	18"	80	10
DABF4D1210	3/4"	18"	120	10
DABF4H0410	3/4"	20-1/2"	40	10
DABF4H0610	3/4"	20-1/2"	60	10
DABF4H0810	3/4"	20-1/2"	80	10
DABF4H1210	3/4"	20-1/2"	120	10

HP HIGH Performance ALUMINUM OXIDE

CAT #	WIDTH	LENGTH	GRIT	PACK
DABB1D0410	1/4"	18"	40	10
DABB1D0610	1/4"	18"	60	10
DABB1D0810	1/4"	18"	80	10
DABB1D1210	1/4"	18"	120	10
DABB1E0410	1/4"	24"	40	10
DABB1E0610	1/4"	24"	60	10
DABB1E0810	1/4"	24"	80	10
DABB1E1210	1/4"	24"	120	10
DABC1G0410	3/8"	13"	40	10

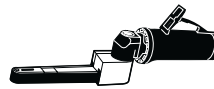


CAT #	WIDTH	LENGTH	GRIT	PACK
DABC1G0610	3/8"	13"	60	10
DABC1G0810	3/8"	13"	80	10
DABC1G1210	3/8"	13"	120	10
DABD1D0410	1/2"	18"	40	10
DABD1D0610	1/2"	18"	60	10
DABD1D0810	1/2"	18"	80	10
DABD1D1210	1/2"	18"	120	10
DABD1E0410	1/2"	24"	40	10
DABD1E0610	1/2"	24"	60	10

CAT #	WIDTH	LENGTH	GRIT	PACK
DABD1E0810	1/2"	24"	80	10
DABD1E1210	1/2"	24"	120	10
DABF1D0410	3/4"	18"	40	10
DABF1D0610	3/4"	18"	60	10
DABF1D0810	3/4"	18"	80	10
DABF1D1210	3/4"	18"	120	10
DABF1H0410	3/4"	20-1/2"	40	10
DABF1H0610	3/4"	20-1/2"	60	10
DABF1H0810	3/4"	20-1/2"	80	10
DABF1H1210	3/4"	20-1/2"	120	10

HP HIGH Performance SURFACE FINISHING, NON-WOVEN

CAT #	WIDTH	LENGTH	GRIT	PACK
DABD7DCR10	1/2"	18"	Coarse	10
DABD7DMD10	1/2"	18"	Medium	10



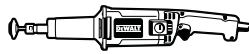
CAT #	WIDTH	LENGTH	GRIT	PACK
DABD7ECR03	1/2"	24"	Coarse	5
DABD7EMD05	1/2"	24"	Medium	5

CAT #	WIDTH	LENGTH	GRIT	PACK
DABF7DCR05	3/4"	18"	Coarse	5
DABF7DMD05	3/4"	18"	Medium	5

CARTRIDGE ROLLS

HP HIGH Performance ALUMINUM OXIDE

CAT #	DIA.	LENGTH	PILOT	SHAPE	GRIT	MAX RPM	PACK
DACG1B061A	3/8"	1-1/2"	1/8"	Straight	60	25,000	100
DACG1B081A	3/8"	1-1/2"	1/8"	Straight	80	25,000	100
DACG1B121A	3/8"	1-1/2"	1/8"	Straight	120	25,000	100
DACG1B181A	3/8"	1-1/2"	1/8"	Straight	180	25,000	100
DACG1C061A	1/2"	1"	1/8"	Straight	60	25,000	100
DACG1C081A	1/2"	1"	1/8"	Straight	80	25,000	100
DACG1C121A	1/2"	1"	1/8"	Straight	120	25,000	100
DACG1D041A	1/2"	1-1/2"	1/8"	Straight	40	25,000	100
DACG1D061A	1/2"	1-1/2"	1/8"	Straight	60	25,000	100
DACG1D081A	1/2"	1-1/2"	1/8"	Straight	80	25,000	100
DACG1D121A	1/2"	1-1/2"	1/8"	Straight	120	25,000	100
DACG1D181A	1/2"	1-1/2"	1/8"	Straight	180	25,000	100
DACG1D241A	1/2"	1-1/2"	1/8"	Straight	240	25,000	100
DACG1E061A	1/2"	2"	1/8"	Straight	60	25,000	50
DACG1E081A	1/2"	2"	1/8"	Straight	80	25,000	50
DACG1E121A	1/2"	2"	1/8"	Straight	120	25,000	50
DACG1F061A	3/4"	1-1/2"	1/8"	Straight	60	25,000	100



CAT #	DIA.	LENGTH	PILOT	SHAPE	GRIT	MAX RPM	PACK
DACG1F061A	3/4"	1-1/2"	1/8"	Straight	80	25,000	100
DATG1A061A	3/8"	1"	1/8"	Taper	60	25,000	50
DATG1A081A	3/8"	1"	1/8"	Taper	80	25,000	50
DATG1A121A	3/8"	1"	1/8"	Taper	120	25,000	50
DATG1A181A	3/8"	1"	1/8"	Taper	180	25,000	100
DATG1B081A	3/8"	1-1/2"	1/8"	Taper	80	25,000	100
DATG1B121A	3/8"	1-1/2"	1/8"	Taper	120	25,000	100
DATG1C061A	1/2"	1"	1/8"	Taper	60	25,000	100
DATG1C081A	1/2"	1"	1/8"	Taper	80	25,000	100
DATG1D061A	1/2"	1-1/2"	1/8"	Taper	60	25,000	100
DATG1D081A	1/2"	1-1/2"	1/8"	Taper	80	25,000	100
DATG1D121A	1/2"	1-1/2"	1/8"	Taper	120	25,000	100
DATG1D181A	1/2"	1-1/2"	1/8"	Taper	180	25,000	100
DATG1E061A	1/2"	2"	1/8"	Taper	60	25,000	100
DATG1E081A	1/2"	2"	1/8"	Taper	80	25,000	100
DATG1E121A	1/2"	2"	1/8"	Taper	120	25,000	100

PAPER DISCS

5" HOOK & LOOP RANDOM ORBIT DISCS

CAT #	HOLES	DIA.	GRIT	PACK
DW4301	8	5"	80	5
DW4303	8	5"	120	5
DW4304	8	5"	150	5
DW4306	8	5"	220	5
DW4307	8	5"	Asst.	5
DW4309	8	5"	80	25
DW4310	8	5"	100	25
DW4311	8	5"	120	25
DW4312	8	5"	150	25
DW4313	8	5"	180	25
DW4314	8	5"	220	25

6" HOOK & LOOP RANDOM ORBIT DISCS

CAT #	HOLES	DIA.	GRIT	PACK
DW4331	6	6"	80	5
DW4333	6	6"	120	5
DW4334	6	6"	150	5
DW4336	6	6"	220	5



ROLLS

PAPER ROLLS ALUMINUM OXIDE

CAT #	TYPE	WIDTH	LENGTH	GRIT
DAK2110801	PSA	2-3/4"	10 Meters	80
DAK2111001	PSA	2-3/4"	10 Meters	100
DAK2111201	PSA	2-3/4"	10 Meters	120
DAK2111501	PSA	2-3/4"	10 Meters	150
DAK2111801	PSA	2-3/4"	10 Meters	180
DAK2112201	PSA	2-3/4"	10 Meters	220
DAK2113201	PSA	2-3/4"	10 Meters	320



SHOP ROLLS

XP EXTENDED Performance

ALUMINUM OXIDE



CAT #	LGTH	WIDTH	GRIT
DANG120401	50 Yards	1"	40
DANG120601	50 Yards	1"	60
DANG120801	50 Yards	1"	80
DANG121001	50 Yards	1"	100
DANG121201	50 Yards	1"	120
DANG121501	50 Yards	1"	150
DANG121801	50 Yards	1"	180
DANG122201	50 Yards	1"	220
DANG122401	50 Yards	1"	240
DANG123201	50 Yards	1"	320
DANG124001	50 Yards	1"	400
DANK120401	50 Yards	1-1/2"	40
DANK120601	50 Yards	1-1/2"	60
DANK120801	50 Yards	1-1/2"	80
DANK121001	50 Yards	1-1/2"	100
DANK121201	50 Yards	1-1/2"	120
DANK121501	50 Yards	1-1/2"	150
DANK121801	50 Yards	1-1/2"	180
DANK122201	50 Yards	1-1/2"	220
DANK122401	50 Yards	1-1/2"	240
DANK123201	50 Yards	1-1/2"	320
DANK124001	50 Yards	1-1/2"	400
DANL120401	50 Yards	2"	40
DANL120601	50 Yards	2"	60
DANL120801	50 Yards	2"	80

CAT #	LGTH	WIDTH	GRIT
DANL121001	50 Yards	2"	100
DANL121201	50 Yards	2"	120
DANL121501	50 Yards	2"	150
DANL121801	50 Yards	2"	180
DANL122201	50 Yards	2"	220
DANL122401	50 Yards	2"	240
DANL123201	50 Yards	2"	320
DANL124001	50 Yards	2"	400
DANM120401	50 Yards	2-1/2"	40
DANM120601	50 Yards	2-1/2"	60
DANM120801	50 Yards	2-1/2"	80
DANM121001	50 Yards	2-1/2"	100
DANM121201	50 Yards	2-1/2"	120
DANM121501	50 Yards	2-1/2"	150
DANM121801	50 Yards	2-1/2"	180
DANM122201	50 Yards	2-1/2"	220
DANM122401	50 Yards	2-1/2"	240
DANM123201	50 Yards	2-1/2"	320
DANM124001	50 Yards	2-1/2"	400
DANN120401	50 Yards	3"	40
DANN120601	50 Yards	3"	60
DANN120801	50 Yards	3"	80
DANN121001	50 Yards	3"	100
DANN121201	50 Yards	3"	120
DANN121501	50 Yards	3"	150

CAT #	LGTH	WIDTH	GRIT
DANN121801	50 Yards	3"	180
DANN122201	50 Yards	3"	220
DANN122401	50 Yards	3"	240
DANN123201	50 Yards	3"	320
DANN124001	50 Yards	3"	400
DANP120401	50 Yards	3-1/2"	40
DANP120601	50 Yards	3-1/2"	60
DANP120801	50 Yards	3-1/2"	80
DANP121001	50 Yards	3-1/2"	100
DANP121201	50 Yards	3-1/2"	120
DANP121501	50 Yards	3-1/2"	150
DANP121801	50 Yards	3-1/2"	180
DANP122201	50 Yards	3-1/2"	220
DANP122401	50 Yards	3-1/2"	240
DANP123201	50 Yards	3-1/2"	320
DANP124001	50 Yards	3-1/2"	400
DANR120401	50 Yards	4"	40
DANR120601	50 Yards	4"	60
DANR120801	50 Yards	4"	80
DANR121001	50 Yards	4"	100
DANR121201	50 Yards	4"	120
DANR121501	50 Yards	4"	150
DANR121801	50 Yards	4"	180
DANR122201	50 Yards	4"	220
DANR122401	50 Yards	4"	240

CAT #	LGTH	WIDTH	GRIT
DANR123201	50 Yards	4"	320
DANR124001	50 Yards	4"	400
DANS120401	50 Yards	4-1/2"	40
DANS120601	50 Yards	4-1/2"	60
DANS120801	50 Yards	4-1/2"	80
DANS121001	50 Yards	4-1/2"	100
DANS121201	50 Yards	4-1/2"	120
DANS121501	50 Yards	4-1/2"	150
DANS121801	50 Yards	4-1/2"	180
DANS122201	50 Yards	4-1/2"	220
DANS122401	50 Yards	4-1/2"	240
DANS123201	50 Yards	4-1/2"	320
DANS124001	50 Yards	4-1/2"	400
DANU120401	50 Yards	6"	40
DANU120601	50 Yards	6"	60
DANU120801	50 Yards	6"	80
DANU121001	50 Yards	6"	100
DANU121201	50 Yards	6"	120
DANU121501	50 Yards	6"	150
DANU121801	50 Yards	6"	180
DANU122201	50 Yards	6"	220
DANU122401	50 Yards	6"	240
DANU123201	50 Yards	6"	320
DANU124001	50 Yards	6"	400

HP HIGH Performance

ALUMINUM OXIDE

CAT #	LGTH	WIDTH	GRIT
DANG220401	50 Yards	1"	40
DANG220601	50 Yards	1"	60
DANG220801	50 Yards	1"	80
DANG221001	50 Yards	1"	100
DANG221201	50 Yards	1"	120
DANG221501	50 Yards	1"	150
DANG221801	50 Yards	1"	180
DANG222201	50 Yards	1"	220
DANG222401	50 Yards	1"	240

CAT #	LGTH	WIDTH	GRIT
DANG223201	50 Yards	1"	320
DANG224001	50 Yards	1"	400
DANK220401	50 Yards	1-1/2"	40
DANK220601	50 Yards	1-1/2"	60
DANK220801	50 Yards	1-1/2"	80
DANK221001	50 Yards	1-1/2"	100
DANK221201	50 Yards	1-1/2"	120
DANK221501	50 Yards	1-1/2"	150
DANK221801	50 Yards	1-1/2"	180

CAT #	LGTH	WIDTH	GRIT
DANK222201	50 Yards	1-1/2"	220
DANK222401	50 Yards	1-1/2"	240
DANK223201	50 Yards	1-1/2"	320
DANK224001	50 Yards	1-1/2"	400
DANL220401	50 Yards	2"	40
DANL220601	50 Yards	2"	60
DANL220801	50 Yards	2"	80
DANL221001	50 Yards	2"	100
DANL221201	50 Yards	2"	120

CAT #	LGTH	WIDTH	GRIT
DANL221501	50 Yards	2"	150
DANL221801	50 Yards	2"	180
DANL222201	50 Yards	2"	220
DANL222401	50 Yards	2"	240
DANL223201	50 Yards	2"	320
DANL224001	50 Yards	2"	400
DANN220401	50 Yards	3"	40
DANN220601	50 Yards	3"	60
DANN220801	50 Yards	3"	80

(continued on next page)

SHOP ROLLS *(continued)*

HP HIGH Performance ALUMINUM OXIDE *(continued)*

CAT #	LGTH	WIDTH	GRIT	CAT #	LGTH	WIDTH	GRIT
DANN221001	50 Yards	3"	100	DANU220401	50 Yards	6"	40
DANN221201	50 Yards	3"	120	DANU220601	50 Yards	6"	60
DANN221501	50 Yards	3"	150	DANU220801	50 Yards	6"	80
DANN221801	50 Yards	3"	180	DANU221001	50 Yards	6"	100
DANN222201	50 Yards	3"	220	DANU221201	50 Yards	6"	120
DANN222401	50 Yards	3"	240	DANU221501	50 Yards	6"	150
DANN223201	50 Yards	3"	320	DANU221801	50 Yards	6"	180
DANN224001	50 Yards	3"	400	DANU222201	50 Yards	6"	220
DANR220401	50 Yards	4"	40	DANU222401	50 Yards	6"	240
DANR220601	50 Yards	4"	60	DANU223201	50 Yards	6"	320
DANR220801	50 Yards	4"	80	DANU224001	50 Yards	6"	400
DANR221001	50 Yards	4"	100				
DANR221201	50 Yards	4"	120				
DANR221501	50 Yards	4"	150				
DANR221801	50 Yards	4"	180				
DANR222201	50 Yards	4"	220				
DANR223201	50 Yards	4"	320				
DANR224001	50 Yards	4"	400				



SHEETS

WATERPROOF SHEETS SILICON CARBIDE

CAT #	WIDTH	LENGTH	GRIT	PACK
DASY3J0850	9"	11"	80	50
DASY3J1050	9"	11"	100	50
DASY3J1250	9"	11"	120	50
DASY3J1550	9"	11"	150	50
DASY3J1850	9"	11"	180	50
DASY3J2250	9"	11"	220	50
DASY3J2450	9"	11"	240	50
DASY3J2850	9"	11"	280	50
DASY3J3250	9"	11"	320	50
DASY3J3650	9"	11"	360	50
DASY3J4050	9"	11"	400	50
DASY3J5050	9"	11"	500	50
DASY3J6050	9"	11"	600	50
DASY3J8050	9"	11"	800	50
DASY3J1A50	9"	11"	1000	50
DASY3J1B50	9"	11"	1200	50
DASY3J1C50	9"	11"	1500	50

NON-WOVEN

NON-WOVEN DISCS**



CAT #	DIA.	ARBOR	GRIT	PACK	CAT #	DIA.	ARBOR	GRIT	PACK	CAT #	DIA.	ARBOR	GRIT	PACK
DADA7NCR10	4"	No Hole	Coarse	10	DADC7NFN10	4-1/2"	No Hole	Fine	10	DADF7NMD10	5"	7/8"	Medium	10
DADA7NMD10	4"	No Hole	Medium	10	DADD7NCR10	4-1/2"	7/8"	Coarse	10	DADF7NFN10	5"	7/8"	Fine	10
DADA7NFN10	4"	No Hole	Fine	10	DADD7NMD10	4-1/2"	7/8"	Medium	10	DADG7NCR10	7"	No Hole	Coarse	10
DADB7NCR10	4"	5/8"	Coarse	10	DADD7NFN10	4-1/2"	7/8"	Fine	10	DADG7NMD10	7"	No Hole	Medium	10
DADB7NMD10	4"	5/8"	Medium	10	DADE7NCR10	5"	No Hole	Coarse	10	DADG7NFN10	7"	No Hole	Fine	10
DADB7NFN10	4"	5/8"	Fine	10	DADE7NMD10	5"	No Hole	Medium	10	DADH7NCR10	7"	7/8"	Coarse	10
DADC7NCR10	4-1/2"	No Hole	Coarse	10	DADE7NFN10	5"	No Hole	Fine	10	DADH7NMD10	7"	7/8"	Medium	10
DADC7NMD10	4-1/2"	No Hole	Medium	10	DADF7NCR10	5"	7/8"	Coarse	10	DADH7NFN10	7"	7/8"	Fine	10

**Use with long hook backing pads – found on page 70

NON-WOVEN HAND PADS



CAT #	LGTH	WIDTH	GRIT	COLOR	PACK
DAXU7ACR10	6"	9"	Coarse	Brown	10
DAXU7AGP10	6"	9"	General Purpose	Green	10
DAXU7AFN10	6"	9"	Fine	Maroon	10
DAXU7AVF10	6"	9"	Very Fine	Green	10
DAXU7AUF10	6"	9"	Ultra Fine	Gray	10
DAXU7ANA10	6"	9"	No Abrasive	White	10

NON-WOVEN FLAP DISCS



CAT #	DIA.	ARBOR	GRIT	MAX RPM	PACK
DAAB7GCR05	4-1/2"	7/8"	Coarse	13,300	5
DAAB7GMD05	4-1/2"	7/8"	Medium	13,300	5
DAAB7GVF05	4-1/2"	7/8"	Very Fine	13,300	5
DAAH7GCR05	4-1/2"	5/8"-11	Coarse	13,300	5
DAAH7GMD05	4-1/2"	5/8"-11	Medium	13,300	5
DAAH7GVF05	4-1/2"	5/8"-11	Very Fine	13,300	5



POWER STRIP DISCS

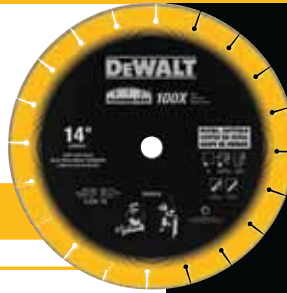


CAT #	DIA.	ARBOR	MAX RPM	PACK
DAAB7GPW05	4-1/2"	7/8"	13,300	10
DAAH7GPW05	4-1/2"	5/8"-11	13,300	10



DIAMONDS

DIAMOND EDGE™
METAL CUTTING



SCAN FOR MORE INFO



CAT #	DIA.	EDGE THICKNESS	ARBOR SIZE	APPLICATION	MAX RPM
DW8500	14"	3/32"	1"	Metal Cutting	4,300

XP EXTENDED PERFORMANCE

CUP GRINDING WHEELS



100X LIFE**
**vs. Standard DeWalt Chop Saw Blades

CAT #	DIA.	ARBOR	NUMBER OF ROWS	APPLICATION	MAX RPM
DW4770	4"	5/8"-11	Single Row	Heavy-Duty Masonry Grinding	15,200
DW4772	4"	5/8"-11	Double Row	General Purpose Masonry Grinding	15,200
DW4772T	4"	5/8"-11	Turbo	Smooth Finish Masonry Grinding	15,200
DW4774	4-1/2"	5/8"-11	Double Row	General Purpose Masonry Grinding	13,300
DW4776	5"	5/8"-11	Single Row	Heavy-Duty Masonry Grinding	12,200
DW4777	5"	5/8"-11	Double Row	General Purpose Masonry Grinding	12,200
DW4777T	5"	5/8"-11	Turbo	Smooth Finish Masonry Grinding	12,200
DW4771	7"	5/8"-11	Single Row	Heavy-Duty Masonry Grinding	8,600
DW4773	7"	5/8"-11	Double Row	General Purpose Masonry Grinding	8,600
DW4773T	7"	5/8"-11	Turbo	Smooth Finish Masonry Grinding	8,600



XP EXTENDED PERFORMANCE

SEGMENTED BLADES



CAT #	DIA.	EDGE THICKNESS	SEGMENT HEIGHT	ARBOR SIZE	APPLICATION	MAX RPM
DW4711	4"	.080"	7mm	5/8", 7/8", 20mm	Masonry Cutting	15,200
DW4713	4-1/2"	.080"	7mm	7/8"	Masonry Cutting	13,300
DW4778	5"	.080"	7mm	7/8"	Masonry Cutting	12,200
DW4714	7"	.095"	7mm	5/8", 7/8", ♦	Masonry Cutting	8,700
DW4716	12"	.125"	7mm	1", 20mm	General Purpose Cutting	6,300
DW4747	12"	.125"	7mm	1", 20mm	Fast Cutting	6,300
DW4743	12"	.125"	7mm	1", 20mm	Cured Concrete Cutting	6,300
DW4745	12"	.125"	7mm	1", 20mm	Asphalt or Green Concrete Cutting	6,300
DW4742	14"	.125"	7mm	1", 20mm	General Purpose Cutting	5,400
DW4748	14"	.125"	7mm	1", 20mm	Fast Cutting	5,400
DW4744	14"	.125"	7mm	1", 20mm	Cured Concrete Cutting	5,400
DW4746	14"	.125"	7mm	1", 20mm	Asphalt or Green Concrete Cutting	5,400



HP HIGH PERFORMANCE

SEGMENTED BLADES



CAT #	DIA.	EDGE THICKNESS	SEGMENT HEIGHT	ARBOR SIZE	APPLICATION	MAX RPM
DW4781	4"	.080"	7mm	5/8", 7/8", 20mm	Masonry Cutting	15,200
DW4782	4-1/2"	.080"	7mm	7/8"	Masonry Cutting	13,300
DW4783	5"	.080"	7mm	7/8"	Masonry Cutting	12,200
DW4784	7"	.095"	7mm	5/8", 7/8", ♦	Masonry Cutting	8,700



XP EXTENDED PERFORMANCE

TUCK POINTING BLADES



CAT #	DIA.	EDGE THICKNESS	SEGMENT HEIGHT	ARBOR SIZE	TYPE	APPLICATION	MAX RPM
DW4710	4"	.25"	8mm	5/8", 7/8", 20mm	Standard	Tuck Pointing	15,200
DW4710S	4"	.25"	8mm	5/8", 7/8", 20mm	Sandwich	Tuck Pointing	15,200
DW4740	4-1/2"	.25"	8mm	7/8"	Standard	Tuck Pointing	13,300
DW4740S	4-1/2"	.25"	8mm	7/8"	Sandwich	Tuck Pointing	13,300
DW4741	5"	.25"	8mm	7/8"	Standard	Tuck Pointing	12,200
DW4741S	5"	.25"	8mm	7/8"	Sandwich	Tuck Pointing	12,200
DW4739	6"	.25"	8mm	7/8"	Standard	Tuck Pointing	10,100
DW4739S	6"	.25"	8mm	7/8"	Sandwich	Tuck Pointing	10,100



DIAMONDS

XP™ EXTENDED Performance TURBO BLADES

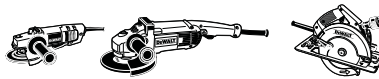


CAT #	DIA.	EDGE THICKNESS	SEGMENT HEIGHT	ARBOR SIZE	APPLICATION	MAX RPM	PACK
DW4700	4"	.080"	7.5mm	5/8", 7/8", 20mm	Masonry Cutting	15,200	1
DW4701	4-1/2"	.080"	7.5mm	7/8"	Masonry Cutting	13,300	1
DW4701B**	4-1/2"	.080"	7.5mm	7/8"	Masonry Cutting	13,300	10
DW4786	5"	.080"	7.5mm	7/8"	Masonry Cutting	12,200	1
DW4702	7"	.090"	7.5mm	5/8", 7/8", ♦	Masonry Cutting	8,700	1
DW4702B**	7"	.090"	7.5mm	5/8", 7/8", ♦	Masonry Cutting	8,700	10
DW4703	8"	.090"	7.5mm	5/8", 7/8", ♦	Masonry Cutting	8,700	1
DW4704	12"	.110"	7.5mm	1", 20mm	Masonry Cutting	6,300	1

**Bulk



HP HIGH Performance TURBO BLADES

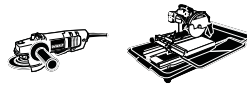


CAT #	DIA.	EDGE THICKNESS	SEGMENT HEIGHT	ARBOR SIZE	APPLICATION	MAX RPM	PACK
DW4724	4"	.080"	7mm	5/8", 7/8", 20mm	Masonry Cutting	15,200	1
DW4724B**	4"	.080"	7mm	5/8", 7/8", 20mm	Masonry Cutting	15,200	10
DW4725	4-1/2"	.080"	7mm	7/8"	Masonry Cutting	13,300	1
DW4725B**	4-1/2"	.080"	7mm	7/8"	Masonry Cutting	13,300	10
DW4727	5"	.080"	7mm	7/8"	Masonry Cutting	12,200	1
DW4712	7"	.090"	7mm	5/8", 7/8", ♦	Masonry Cutting	8,700	1
DW4712B**	7"	.090"	7mm	5/8", 7/8", ♦	Masonry Cutting	8,700	10

**Bulk



XP4™ TILE BLADES



CAT #	DIA.	EDGE THICKNESS	SEGMENT HEIGHT	ARBOR SIZE	APPLICATION	MAX RPM
DW4735	4"	.060"	5/8", 7/8", 20mm	8mm	Porcelain Tile - Wet or Dry	15,200
DW4738	4-3/8"	.060"	5/8", 7/8"	8mm	Porcelain Tile - Wet or Dry	13,300
DW4765	4-1/2"	.060"	8mm	5/8", 7/8", 20mm	Porcelain Tile - Wet or Dry	13,300
DW4766	7"	.060"	8mm	5/8"	Porcelain Tile - Wet	8,700
DW4764	10"	.060"	8mm	5/8"	Porcelain Tile - Wet	5,400



XP™ EXTENDED Performance TILE BLADES



CAT #	DIA.	EDGE THICKNESS	SEGMENT HEIGHT	ARBOR SIZE	APPLICATION	MAX RPM
DW4729	4"	.060"	5mm	5/8", 7/8", 20mm	Ceramic Tile - Wet or Dry	15,200
DW4760	7"	.060"	6.5mm	5/8"	Ceramic Tile - Wet	8,700
DW4767	8"	.060"	6.0mm	5/8"	Ceramic Tile - Wet	7,600
DW4761	10"	.060"	6.5mm	5/8"	Ceramic Tile - Wet	5,400
DW4762	10"	.060"	8mm	5/8"	Porcelain Tile - Wet	5,400



HP HIGH Performance TILE BLADES



CAT #	DIA.	EDGE THICKNESS	SEGMENT HEIGHT	ARBOR SIZE	APPLICATION	MAX RPM
DW4790	4"	.060"	5mm	5/8", 7/8", 20mm	Tile - Wet	15,200
DW4791	7"	.060"	5mm	5/8"	Tile - Wet	8,700
DW4792	10"	.060"	5mm	5/8"	Tile - Wet	5,400




POLISHING

POLISHING PADS



CAT #	DIA.	ARBOR	MATERIAL	PACK
DW4980	6"	5/8"	Cotton	1
DW4988	7"	-	Wool	1
DW4989	7"	-	Cotton Blend	1

CAT #	DIA.	ARBOR	MATERIAL	PACK
DW4985	7"	5/8"-11	Rubber Backing Pad	1
DW4985CL	7"	5/8"-11	Cotton & Backing Pad	1




WIRE BRUSHES

XP EXTENDED PERFORMANCE WIRE WHEELS



CAT #	DIA.	WIRE SIZE	ARBOR	WIRE STYLE	MATERIAL	MAX RPM	PACK
DW4926	4"	.020"	5/8"-11	Stringer Bead	Carbon	20,000	6
DW49250	5"	.020"	5/8"-11	Stringer Bead	Carbon	12,000	6
DW4936	6"	.020"	5/8"-11	Stringer Bead	Carbon	12,000	6
DW4927	4"	.020"	5/8"-11	Stringer Bead	Stainless	20,000	6
DW49251	5"	.020"	5/8"-11	Stringer Bead	Stainless	12,000	6
DW49252	6"	.020"	5/8"-11	Stringer Bead	Stainless	12,000	6

CAT #	DIA.	WIRE SIZE	ARBOR	WIRE STYLE	MATERIAL	MAX RPM	PACK
DW49253	4"	.020"	5/8"-11	Cable Twist	Carbon	20,000	6
DW49254	5"	.020"	5/8"-11	Cable Twist	Carbon	12,000	6
DW4938	6"	.020"	5/8"-11	Cable Twist	Carbon	12,000	6
DW49255	4"	.020"	5/8"-11	Cable Twist	Stainless	20,000	6
DW49256	5"	.020"	5/8"-11	Cable Twist	Stainless	12,000	6
DW49257	6"	.020"	5/8"-11	Cable Twist	Stainless	12,000	6



HP HIGH PERFORMANCE WIRE WHEELS



CAT #	DIA.	WIRE SIZE	ARBOR	WIRE STYLE	MATERIAL	MAX RPM	PACK
DW4925	4"	.020"	5/8"-11	Stringer Bead	Carbon	20,000	1
DW49201	5"	.020"	5/8"-11	Stringer Bead	Carbon	12,000	1
DW49202	6"	.020"	5/8"-11	Stringer Bead	Carbon	12,000	1
DW49202B	6"	.020"	5/8"-11	Stringer Bead	Carbon	12,000	1
DW49204	4"	.020"	5/8"-11	Stringer Bead	Stainless Steel	20,000	1
DW49504B	4"	.020"	5/8"-11	Stringer Bead	Stainless Steel	20,000	6


CAT #	DIA.	WIRE SIZE	ARBOR	WIRE STYLE	MATERIAL	MAX RPM	PACK
DW49253	4"	.020"	5/8"-11	Cable Twist	Carbon	20,000	6
DW4930	4"	.020"	5/8"-11	Cable Twist	Carbon	20,000	1
DW4935	4"	.020"	10mm x 1-1/4"	Cable Twist	Carbon	20,000	1
DW49203	5"	.020"	5/8"-11	Cable Twist	Carbon	12,000	1
DW4937	6"	.020"	5/8"-11	Cable Twist	Carbon	6,000	1



HP HIGH PERFORMANCE SMALL WIRE WHEELS




CAT #	DIA.	WIRE SIZE	FACE WIDTH	TRIM LENGTH	SHANK	WIRE STYLE	WHEEL TYPE	MATERIAL	MAX RPM	PACK
DW4903	3"	.014"	1/2"	3/4"	1/4"	Crimped	Circular	Carbon	20,000	12
DW49007	2"	.014"	1/2"	1/2"	1/4"	Crimped	Flared	Carbon	20,000	12
DW49008	3"	.014"	1/2"	15/16"	1/4"	Crimped	Flared	Carbon	20,000	12



XP EXTENDED PERFORMANCE CUP BRUSHES



CAT #	DIA.	WIRE SIZE	WIRE STYLE	MATERIAL	ARBOR	TRIM LENGTH	MAX RPM	PACK
DW49150	3"	.014"	Crimped	Carbon	5/8"-11	13/16"	14,000	6
DW49151	4"	.014"	Crimped	Carbon	5/8"-11	1-1/8"	9,000	6
DW49152	5"	.014"	Crimped	Carbon	5/8"-11	1-3/8"	8,000	4
DW49153	6"	.014"	Crimped	Carbon	5/8"-11	1-3/8"	6,600	4
DW49154	3"	.014"	Crimped	Stainless	5/8"-11	13/16"	14,000	6
DW49155	4"	.014"	Crimped	Stainless	5/8"-11	1-1/8"	9,000	6
DW49156	5"	.014"	Crimped	Stainless	5/8"-11	1-3/8"	8,000	4
DW49157	3"	.020"	Knotted	Carbon	5/8"-11	7/8"	14,000	6
DW49158	4"	.020"	Knotted	Carbon	5/8"-11	1-1/8"	9,000	6
DW49159	6"	.020"	Knotted	Carbon	5/8"-11	1-3/8"	6,600	4
DW49160	3"	.020"	Knotted	Stainless	5/8"-11	7/8"	14,000	6
DW49161	4"	.020"	Knotted	Stainless	5/8"-11	1-1/8"	9,000	6
DW49162	6"	.020"	Knotted	Stainless	5/8"-11	1-3/8"	6,600	4



WIRE BRUSHES *(continued)*

HP HIGH Performance CUP BRUSHES



CAT #	DIA.	WIRE SIZE	WIRE STYLE	MATERIAL	ARBOR	TRIM LENGTH	MAX RPM	PACK
DW4920	3"	.014"	Crimped	Carbon	5/8"-11	13/16"	14,000	1
DW49101	4"	.014"	Crimped	Carbon	5/8"-11	1-1/8"	9,000	1
DW4922	5"	.014"	Crimped	Carbon	5/8"-11	1-3/8"	8,000	1
DW49102	6"	.014"	Crimped	Carbon	5/8"-11	1-3/8"	6,600	1
DW4910	3"	.020"	Knotted	Carbon	5/8"-11	7/8"	14,000	1
DW4915	3"	.020"	Knotted	Carbon	10mm x 1.25"	7/8"	14,000	1
DW4916	4"	.020"	Knotted	Carbon	5/8"-11	1-1/8"	9,000	1
DW4917	6"	.020"	Knotted	Carbon	5/8"-11	1-3/8"	6,600	1



XP EXTENDED Performance END BRUSHES



CAT #	DIA.	WIRE SIZE	WIRE STYLE	MATERIAL	TRIM LENGTH	MAX RPM	PACK
DW49050	3/4"	.020"	Crimped	Carbon	1"	22,000	12
DW49051	1"	.020"	Crimped	Carbon	1"	22,000	12
DW49052	3/4"	.020"	Crimped	Stainless	1"	22,000	12
DW49053	1"	.020"	Crimped	Stainless	1"	22,000	12

CAT #	DIA.	WIRE SIZE	WIRE STYLE	MATERIAL	TRIM LENGTH	MAX RPM	PACK
DW49054	3/4"	.020"	Knotted	Carbon	1"	20,000	12
DW49055	1"	.020"	Knotted	Carbon	1"	20,000	12
DW49056	3/4"	.020"	Knotted	Stainless	1"	20,000	12
DW49057	1"	.020"	Knotted	Stainless	1"	20,000	12



HP HIGH Performance END BRUSHES



CAT #	DIA.	WIRE SIZE	WIRE STYLE	MATERIAL	TRIM LENGTH	MAX RPM	PACK
DW49001	3/4"	.014"	Crimped	Carbon	1"	20,000	12
DW4901	1"	.014"	Crimped	Carbon	1-1/8"	20,000	1
DW4901B	1"	.014"	Crimped	Carbon	1-3/8"	20,000	12
DW49002	3/4"	.020"	Crimped	Carbon	1-3/8"	20,000	12
DW49003	1"	.020"	Crimped	Carbon	1-1/8"	20,000	12

CAT #	DIA.	WIRE SIZE	WIRE STYLE	MATERIAL	TRIM LENGTH	MAX RPM	PACK
DW49004	3/4"	.014"	Knotted	Carbon	1-3/8"	20,000	12
DW49005	1"	.014"	Knotted	Carbon	1-3/8"	20,000	12
DW49006	3/4"	.020"	Knotted	Carbon	13/16"	20,000	12
DW4902	1"	.020"	Knotted	Carbon	1"	20,000	1
DW4902B	1"	.020"	Knotted	Carbon	1"	20,000	12



HP HIGH Performance BENCH GRINDER BRUSHES



CAT #	DIA.	WIRE SIZE	WIRE STYLE	MATERIAL	ARBOR	WIDTH	LENGTH	MAX RPM	PACK
DW4904	6"	.014"	Crimped	Carbon	5/8"-1/2"	3/4"	1-1/8"	6,000	1
DW4905	6"	.014"	Crimped	Carbon	5/8"-1/2"	1"	1-1/8"	6,000	1
DW4906	8"	.014"	Crimped	Carbon	5/8"	3/4"	1-9/16"	4,000	1
DW4907	8"	.014"	Crimped	Carbon	5/8"	1"	1-9/16"	4,000	1
DW4908	10"	.014"	Crimped	Carbon	3/4"	1-9/16"	2-1/2"	3,600	1



SCRATCH BRUSHES

CAT #	SIZE	HANDLE STYLE	WIRE SIZE	MATERIAL	PACK
DW49701	4 x 16	Shoe Handle	.014"	Carbon	12
DW49702	4 x 16	Shoe Handle	.012"	Stainless	12
DW49703	3 x 19	Curved Handle	.014"	Carbon	12
DW49704	3 x 19	Curved Handle	.012"	Stainless	12

CAT #	SIZE	HANDLE STYLE	WIRE SIZE	MATERIAL	PACK
DW49705	3 x 7	Angled Back	.014"	Carbon	36
DW49706	3 x 7	Angled Back	.012"	Stainless	36
DW49707	3 x 7	Small Plastic	.006"	Brass	36
DW49708	3 x 7	Small Plastic	.006"	Stainless	36



ABRASIVE ACCESSORIES

FIBER DISC BACKING PADS



CAT #	DIA.	ARBOR	MATERIAL	MAX RPM
DW4939	4-1/2"	7/8"	Paper	16,000
DW4940	4"	5/8"-11 & M10 x 1.25"	Medium Rubber	12,000
DW4942	4-1/2"	5/8"-11	Paper	16,000
DW4945	4-1/2"	5/8"-11	Rubber	12,000
DW4950	5"	7/8"	Phenolic Disc	6,000
DW4955	7"	7/8"	Phenolic Disc	6,000

CAT #	DIA.	ARBOR	MATERIAL	MAX RPM
DW4956	9"	7/8"	Phenolic Disc	6,000
DAJHXGMD01	4-1/2"	5/8"-11	Medium Rubber Turbo	11,000
DAJHXHMD01	5"	5/8"-11	Medium Rubber Turbo	10,000
DAJHXKMD01	7"	5/8"-11	Medium Rubber Turbo	8,500
DAJHXKHD01	7"	5/8"-11	Firm Rubber Turbo	8,500
DAJHXMMD01	9"	5/8"-11	Medium Rubber Turbo	6,500
DAJHXMHD01	9"	5/8"-11	Firm Rubber Turbo	6,500



QUICK LOCK FIBER DISC BACKING PADS



CAT #	DIA.	ARBOR	MATERIAL	MAX RPM
DAJHXGQM01	4-1/2"	5/8"-11	Medium	13,300
DAJHXHQM01	5"	5/8"-11	Medium	12,200
DAJHXKQM01	7"	5/8"-11	Medium	8,700
DAJHXKQH01	7"	5/8"-11	Firm	8,700



HANDLE



CAT #	DESCRIPTION	SIZE
DAMHXXX01	Hand Pad Handle	6" x 4-1/2"

ADAPTERS



CAT #	DESCRIPTION
DW4900	Spindle Adapter M10 x 1.25" to 5/8"-11
DW4706	Backing Flange for 5/8"-11 Shaft Grinders to Mount Type 1 Cutoff Wheels

QUICK CHANGE MANDRELS

CAT #	DESCRIPTION	DIA.	ARBOR	SHANK	MAX RPM
DAMQ1XXX01	Small	1"-1-1/2"	QDC	1/4"	30,000
DAMQ2XXX01	Large	2"-4"	QDC	1/4"	20,000
DAMR1MXX01	Medium	1"-1-1/2"	QRC	1/4"	25,000
DAMR1FXX01	Firm	1"-1-1/2"	QRC	1/4"	30,000
DAMR2MXX01	Medium	2"	QRC	1/4"	25,000
DAMR2FXX01	Firm	2"	QRC	1/4"	30,000
DAMR3MXX01	Medium	3"	QRC	1/4"	20,000

CAT #	DESCRIPTION	DIA.	ARBOR	SHANK	MAX RPM
DAMR3FXX01	Firm	3"	QRC	1/4"	20,000
DAMM1MXX01	Medium	1-1/2"	QMC	1/4"	25,000
DAMM1FXX01	Firm	1-1/2"	QMC	1/4"	30,000
DAMM2MXX01	Medium	2"	QMC	1/4"	25,000
DAMM2FXX01	Firm	2"	QMC	1/4"	30,000
DAMM3MXX01	Medium	3"	QMC	1/4"	20,000
DAMM3FXX01	Firm	3"	QMC	1/4"	20,000

CARTRIDGE ROLL MANDRELS



CAT #	PILOT SIZE	PILOT LENGTH	ROLL LENGTH	SHANK SIZE	SHANK LENGTH	OVERALL LENGTH	MAX RPM
DAMCX83401	1/8"	3/4"	1"	1/4"	1-1/4"	2-1/2"	25,000
DAMCX81001	1/8"	1"	1-1/2"	1/4"	1-1/4"	2-3/4"	25,000
DAMCX81501	1/8"	1-1/2"	2"	1/4"	1-1/4"	3-1/4"	25,000

HOOK & LOOP BACKING PADS**



CAT #	DESCRIPTION	DIA.	ARBOR	MAX RPM
DAPHXGLH01	Long Hook	4-1/2"	5/8"-11	13,300
DAPHXHLH01	Long Hook	5"	5/8"-11	13,300
DAPHXKLH01	Long Hook	7"	5/8"-11	8,700

**For use with non-woven discs – found on page 67




Arbor Types


QDC





QRC



QMC



A BLADE FOR EVERY TRADE**A COMPLETE RANGE OF PRECISION BLADES*****PRECISION*****IDEAL FOR TRIM CARPENTERS:**

Trim Installation, Stair Installation,
Cabinet Installation

- Trim
- Hardwood Floor
- Maple
- Oak
- Molding

A COMPLETE RANGE OF CONSTRUCTION BLADES***CONSTRUCTION*****IDEAL FOR GENERAL CONTRACTORS:**

Framing, Deck Building

- Dimensional Lumber
- OSB
- Plywood

A COMPLETE RANGE OF WOODWORKING BLADES***WOODWORKING*****IDEAL FOR WOODWORKERS:**

Cabinet Manufacturing, Production
Woodshops and Furniture Shops

- Hardwoods
- Cherry
- Maple
- Oak
- Hickory
- Melamine

PRECISION SAW BLADES

PRECISION Framing™




CAT #	DESCRIPTION	KERF TYPE	DIA.	TEETH	ARBOR	HOOK ANGLE	KERF	PLATE THICKNESS	TOOTH GRIND
DW9199	Framing Blade	Thin Kerf	6-1/2"	24	5/8"	18°	.063"	.039"	ATB
DW9196	Cross Cutting Blade	Thin Kerf	6-1/2"	40	5/8"	18°	.063"	.039"	ATB
DW3199	Framing Blade	Thin Kerf	7-1/4"	24	5/8"-♦	18°	.063"	.039"	ATB
DW3599	Framing Blade	Thin Kerf	7-1/4"	24	5/8"-♦	18°	.063"	.039"	ATB
DW3599B10**	Framing Blade	Thin Kerf	7-1/4"	24	5/8"-♦	18°	.063"	.039"	ATB
DW3194	Cross Cutting Blade	Thin Kerf	7-1/4"	40	5/8"-♦	18°	.063"	.039"	ATB
DW3594B10**	Cross Cutting Blade	Thin Kerf	7-1/4"	40	5/8"-♦	18°	.063"	.039"	ATB
DW3196	Fine Cutting Blade	Thin Kerf	7-1/4"	60	5/8"-♦	18°	.063"	.039"	ATB
DW3596B10**	Fine Cutting Blade	Thin Kerf	7-1/4"	60	5/8"-♦	18°	.063"	.039"	ATB
DW3185	Cross Cutting Blade	Thin Kerf	8-1/4"	40	5/8"-♦	18°	.071"	.047"	ATB

**Bulk



PRECISION Trim™



CAT #	DESCRIPTION	DIA.	TEETH	ARBOR	HOOK ANGLE	KERF	PLATE THICKNESS	TOOTH GRIND	MAX RPM
DW7118PT	Premium Finish	8-1/2"	60	5/8"	-5°	.094"	.063"	ATB	9,000
DW7124PT	Fast Ripping	10"	24	5/8"	20°	.098"	.071"	FT	6,000
DW7140PT	General Purpose	10"	40	5/8"	20°	.098"	.071"	ATB	6,000
DW7150PT	Combination	10"	50	5/8"	15°	.098"	.071"	ATB+R	6,000
DW3215PT	Smooth Crosscutting	10"	60	5/8"	7°	.098"	.071"	ATB	6,000
DW3218PT	Ultra Fine Finish	10"	80	5/8"	7°	.098"	.071"	ATB	6,000
DW3216PT	Smooth Crosscutting	12"	60	1"	7°	.106"	.079"	ATB	4,800
DW3232PT	Ultra Fine Finish	12"	80	1"	7°	.106"	.079"	ATB	4,800
DW72100PT	Ultra Miter	12"	100	1"	-5°	.106"	.079"	ATB+R	4,800
Specialty									
DW7119PT	Non-Ferrous/Plastic/Fine Trim	8-1/2"	60	5/8"	-5°	.094"	.063"	TCG	9,000
DW3219PT	Non-Ferrous/Plastic/Fine Trim	10"	80	5/8"	-5°	.098"	.071"	TCG	6,000
DW7296PT	Non-Ferrous/Plastic/Fine Trim	12"	96	1"	-5°	.102"	.079"	TCG	4,800



PRECISION SAW BLADES



2X LARGER CARBIDE**

2X LONGER LIFE***

- **Exclusive Plate Technology**
Improved cut performance and reduced vibration†
- **Face Grind**
For clean, precise cuts
- **Premium Carbide**
2X larger carbide than DEWALT construction series

-Tough Coat®
FINISH REVESTIMIENTO | REVÊTEMENT
Anti-stick coating



SCAN FOR MORE INFO

Vs. DeWALT construction series *Vs. Freud's DIABLO® D0724R in 3/4" chip board † Vs. previous design

CONSTRUCTION SAW BLADES

PORTABLE



CAT #	DESCRIPTION	KERF TYPE	DIA.	TEETH	ARBOR	HOOK ANGLE	KERF	PLATE THICKNESS	TOOTH GRIND
Carbide Tipped									
DW3161	Circular Saw Blade	Thin Kerf	6-1/2"	18	5/8"-♦	25°	.071"	.045"	ATB
DW3192	Circular Saw Blade	Thin Kerf	7-1/4"	18	5/8"-♦	15°	.071"	.045"	ATB
DW3592B10**	Circular Saw Blade	Thin Kerf	7-1/4"	18	5/8"-♦	15°	.071"	.045"	ATB
DW3174	Pressure Treated/Wet Lumber	Thin Kerf	7-1/4"	20	5/8"-♦	25°	.071"	.045"	ATB
DW3178	Framing Blade	Thin Kerf	7-1/4"	24	5/8"-♦	18°	.071"	.045"	ATB
DW3578B10**	Framing Blade	Thin Kerf	7-1/4"	24	5/8"-♦	18°	.071"	.045"	ATB
DW3176	Circular Saw Blade	Thin Kerf	7-1/4"	36	5/8"-♦	15°	.071"	.045"	ATB
DW3576B10**	Circular Saw Blade	Thin Kerf	7-1/4"	36	5/8"-♦	15°	.071"	.045"	ATB
DW3182	Framing Blade	Thin Kerf	8-1/4"	24	5/8"-♦	20°	.076"	.050"	ATB
DW3582B10**	Framing Blade	Thin Kerf	8-1/4"	24	5/8"-♦	20°	.076"	.050"	ATB
DW3184	Circular Saw Blade	Thin Kerf	8-1/4"	40	5/8"-♦	15°	.076"	.050"	ATB
Specialty Applications									
DW3191	Nail Cutting Circular Saw Blade	Thin Kerf	7-1/4"	18	5/8"-♦	15°	.071"	.045"	ATB
DW3591B10**	Nail Cutting Circular Saw Blade	Thin Kerf	7-1/4"	18	5/8"-♦	15°	.071"	.045"	ATB
DW3193	PCD Diamond Fiber Cement Blade (HARDIEPLANK®* & HARDIEBACKER®*)	-	7-1/4"	6	5/8"	-5°	.090"	.060"	FTG

*HARDIEPLANK® & HARDIEBACKER® is a registered trademark of JAMES HARDIE TECHNOLOGY LIMITED CORPORATION
 **Bulk



CORDLESS



CAT #	DESCRIPTION	DIA.	TEETH	ARBOR	HOOK ANGLE	KERF	PLATE THICKNESS	TOOTH GRIND
DW9055	Carbide - Fast Woodcutting	5-3/8"	16	10mm	20°	.059"	.039"	ATB
DW9054	Carbide - Smooth Woodcutting	5-3/8"	24	10mm	20°	.059"	.039"	ATB
DW9155	Carbide - Fast Cutting	6-1/2"	18	5/8"	20°	.059"	.039"	ATB
DW9555**	Carbide - Fast Cutting	6-1/2"	18	5/8"	20°	.059"	.039"	ATB
DW9154	Carbide - Framing	6-1/2"	24	5/8"	20°	.059"	.039"	ATB
Specialty								
DW9052	Carbide - Aluminum/Non-Ferrous Metals	5-3/8"	30	10mm	3°	.059"	.039"	FTG
DW9053	Steel - Vinyl/Paneling	5-3/8"	80	10mm	-10°/-45°	.059"	.039"	Alt. Set
DW9152	Carbide - Aluminum Cutting	6-1/2"	36	5/8"	3°	.059"	.039"	FTG
DW9153	Steel - Vinyl/Paneling	6-1/2"	90	5/8"	18°/45°/20°	.059"	.039"	FTG
Combo Packs								
DW9058	Combo Pack (DW9052 & DW9055)	5-3/8"	16, 30	10mm	3°, 20°	.059"	.039"	FTG/ATB
DW9059C5	Combo Pack (DW9052, DW9053 & DW9054)	5-3/8"	24, 30, 78	10mm	20°	.059"	.039"	ATB
DW9158	Combo Pack (DW9155 & DW9154)	6-1/2"	18, 24	5/8"	20°	.059"	.039"	ATB

**Bulk



LARGE DIAMETER



CAT #	DESCRIPTION	DIA.	TEETH	ARBOR	HOOK ANGLE	KERF	PLATE THICKNESS	TOOTH GRIND
DW3112**	Fast Ripping Table Saw Blade	10"	24	5/8"	15°	.095"	.069"	ATB
DW3103	General Purpose Saw Blade	10"	32	5/8"	7°	.095"	.069"	ATB
DW3114**	General Purpose Saw Blade	10"	40	5/8"	10°	.095"	.069"	ATB
DW3106	Fine Finish Saw Blade	10"	60	5/8"	7°	.095"	.069"	ATB
DW3123	General Purpose Saw Blade	12"	32	1"	7°	.095"	.069"	ATB
DW3126	Fine Finish Saw Blade	12"	60	1"	7°	.095"	.069"	ATB
DW3128	Fine Finish Saw Blade	12"	80	1"	7°	.095"	.069"	ATB
Combo Packs								
DW3106P5	Construction 10" Combo Pack (DW3106 & DW3103)	10"	32, 60	5/8"	7°	.095"	.069"	ATB
DW3128P5	Construction 12" Combo Pack (DW3128 & DW3123)	12"	32, 80	1"	7°	.095"	.069"	ATB

**To be used on table saws only



METAL CUTTING SAW BLADES

FERROUS METALS



CAT #	DESCRIPTION	DIA.	TEETH	ARBOR	HOOK ANGLE	KERF	PLATE THICKNESS	TOOTH GRIND	MAX RPM
Corded									
DWA7770	Ferrous Metal Cutting	5-1/2"	30	20mm	0°	.060"	.045"	M-ATB	3,700
DW7766	Ferrous Metal Cutting	7-1/4"	48	5/8" - ♦	0°	.079"	.063"	ATB	5,800
Cordless									
DW7763	Ferrous Metal Cutting	6-3/4"	40	20mm	0°	.069"	.055"	M-ATB	3,500
Stationary									
DW7747	Heavy Gauge Ferrous Metal Cutting	14"	70	1"	0°	.087"	.071"	M-ATB	1,800
DW7737	Heavy Gauge Ferrous Metal Cutting	12"	60	1"	0°	.087"	.071"	M-ATB	1,800
DW7745	Light Gauge Ferrous Metal Cutting	14"	90	1"	0°	.087"	.071"	M-ATB	1,800
DW7739	Stainless Steel Metal Cutting	12"	80	1"	0°	.087"	.071"	M-ATB	1,800
DW7749	Stainless Steel Metal Cutting	14"	90	1"	0°	.087"	.071"	M-ATB	1,800



WOODWORKING SAW BLADES

GENERAL PURPOSE



CAT #	DESCRIPTION	KERF TYPE	DIA.	TEETH	ARBOR	HOOK ANGLE	KERF	PLATE THICKNESS	TOOTH GRIND
DW7657	General Purpose	Thin Kerf	10"	40	5/8"	20°	.110"	.069"	ATB
DW7658	General Purpose	Thin Kerf	12"	48	1"	10°	.110"	.077"	ATB
DW7659	General Purpose	Thin Kerf	14"	48	1"	10°	.110"	.079"	ATB
DW71040A	General Purpose	Full Kerf	10"	40	5/8"	10°	.125"	.087"	ATB
DW71248A	General Purpose	Full Kerf	12"	48	1"	10°	.125"	.087"	ATB
DW71448A	General Purpose	Full Kerf	14"	48	1"	10°	.125"	.087"	ATB



RIPPING



CAT #	DESCRIPTION	KERF TYPE	DIA.	TEETH	ARBOR	HOOK ANGLE	KERF	PLATE THICKNESS	TOOTH GRIND
DW7642	Fast Ripping	Thin Kerf	10"	24	5/8"	20°	.110"	.069"	FTG
DW7643	Fast Ripping	Thin Kerf	12"	30	1"	20°	.110"	.077"	FTG
DW7638	Glue Line Ripping	Thin Kerf	10"	30	5/8"	20°	.110"	.069"	FTG
DW7639	Glue Line Ripping	Thin Kerf	12"	40	1"	20°	.110"	.077"	FTG
DW7654	Finish Ripping	Thin Kerf	10"	40	5/8"	10°	.110"	.069"	TCG
DW7655	Finish Ripping	Thin Kerf	12"	40	1"	10°	.110"	.079"	TCG
DW71024F	Fast Ripping	Full Kerf	10"	24	5/8"	20°	.125"	.087"	FTG
DW71230F	Fast Ripping	Full Kerf	12"	30	1"	20°	.125"	.087"	FTG
DW71030F	Glue Line Ripping	Full Kerf	10"	30	5/8"	20°	.125"	.087"	FTG
DW71240F	Glue Line Ripping	Full Kerf	12"	40	1"	20°	.125"	.087"	FTG
DW71040T	Finish Ripping	Full Kerf	10"	40	5/8"	10°	.125"	.087"	TCG
DW71250T	Finish Ripping	Full Kerf	12"	50	1"	10°	.125"	.087"	TCG



WOODWORKING SAW BLADES *(continued)*

FINE CROSSCUTS

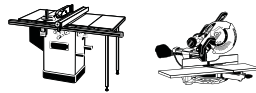


CAT #	DESCRIPTION	KERF TYPE	DIA.	TEETH	ARBOR	HOOK ANGLE	KERF	PLATE THICKNESS	TOOTH GRIND
DW7644	Fine Crosscuts	Thin Kerf	8-1/2"	60	5/8"	-5°	.110"	.069"	ATB
DW7646**	Fine Crosscuts	Thin Kerf	10"	60	5/8"	10°	.110"	.069"	ATB
DW7645	Fine Crosscuts	Thin Kerf	10"	60	5/8"	-5°	.110"	.069"	ATB
DW7632	Fine Crosscuts	Thin Kerf	10"	60	5/8"	7°	.110"	.069"	ATB
DW7648	Fine Crosscuts	Thin Kerf	12"	60	1"	-5°	.110"	.077"	ATB
DW7633	Fine Crosscuts	Thin Kerf	12"	80	1"	7°	.110"	.077"	ATB
DW7649	Fine Crosscuts	Thin Kerf	12"	80	1"	-5°	.110"	.077"	ATB
DW722060T	Fine Crosscuts	Full Kerf	220mm	60	30mm	10°	.125"	.087"	TCG
DW71060A**	Fine Crosscuts	Full Kerf	10"	60	5/8"	12°	.125"	.087"	ATB
DW71060A5	Fine Crosscuts	Full Kerf	10"	60	5/8"	-5°	.125"	.087"	ATB
DW71060T**	Fine Crosscuts	Full Kerf	10"	60	5/8"	12°	.125"	.087"	TCG
DW71272T**	Fine Crosscuts	Full Kerf	12"	72	1"	12°	.125"	.087"	TCG
DW71280A	Fine Crosscuts	Full Kerf	12"	80	1"	7°	.125"	.087"	ATB

**To be used on table saws only



ULTRA-FINE CROSSCUTS



CAT #	DESCRIPTION	KERF	DIA.	TEETH	ARBOR	HOOK ANGLE	KERF	PLATE THICKNESS	TOOTH GRIND
DW7647	Ultra-Fine Crosscuts	Thin Kerf	10"	80	5/8"	-5°	.110"	.069"	ATB
DW7673	Ultra-Fine Crosscuts	Thin Kerf	10"	80	5/8"	7°	.110"	.069"	ATB
DW7650	Ultra-Fine Crosscuts	Thin Kerf	12"	96	1"	-5°	.110"	.079"	ATB
DW7674	Ultra-Fine Crosscuts	Thin Kerf	12"	100	1"	-5°	.110"	.079"	4ATB+R
DW7651	Ultra-Fine Crosscuts	Thin Kerf	14"	100	1"	-5°	.110"	.079"	ATB
DW71080A**	Ultra-Fine Crosscuts	Full Kerf	10"	80	5/8"	10°	.125"	.087"	ATB
DW71080T**	Ultra-Fine Crosscuts	Full Kerf	10"	80	5/8"	10°	.125"	.087"	TCG
DW712100RN5	Ultra-Fine Crosscuts	Full Kerf	12"	100	1"	-5°	.125"	.100"	4ATB+R

**To be used on table saws only



COMBINATION



CAT #	DESCRIPTION	KERF	DIA.	TEETH	ARBOR	HOOK ANGLE	KERF	PLATE THICKNESS	TOOTH GRIND
DW7640	Combination	Thin Kerf	10"	50	5/8"	15°	.110"	.069"	4ATB+R
DW7641	Combination	Thin Kerf	12"	60	1"	15°	.110"	.079"	4ATB+R
DW71050R	Combination	Full Kerf	10"	50	5/8"	15°	.125"	.087"	4ATB+R
DW71260R	Combination	Full Kerf	12"	60	1"	15°	.125"	.087"	4ATB+R



DADO



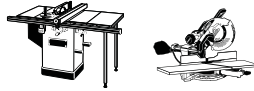
CAT #	DESCRIPTION	DIA.	TEETH	ARBOR	HOOK ANGLE	KERF	PLATE THICKNESS	TOOTH GRIND
DW7670	Stacked Dado Set	8"	24	5/8"	0°	.925"	.125"	ATB /FTG



(continued on next page)

WOODWORKING SAW BLADES (continued)

SPECIALTY APPLICATIONS



CAT #	DESCRIPTION	KERF	DIA.	TEETH	ARBOR	HOOK ANGLE	KERF	PLATE THICKNESS	TOOTH GRIND
Crosscutting Plywood									
DW7671	Plywood Crosscutting	Thin Kerf	10"	80	5/8"	-5°	.110"	.069"	HI-ATB
DW7672	Plywood Crosscutting	Thin Kerf	12"	96	1"	-5°	.110"	.079"	HI-ATB
DW71080HN5	Plywood Crosscutting	Full Kerf	10"	80	5/8"	-5°	.125"	.100"	HI-ATB
DW71296HN5	Plywood Crosscutting	Full Kerf	12"	96	1"	-5°	.125"	.100"	HI-ATB
Melamines									
DW7662	Melamines & Veneers	Thin Kerf	10"	80	5/8"	0°	.110"	.069"	H-ATB
DW7663	Melamines & Veneers	Thin Kerf	12"	80	1"	0°	.110"	.079"	H-ATB
DW722048HG	Melamines & Veneers	Full Kerf	220mm	48	30mm	10°	.125"	.087"	HG
DW730072HG	Melamines & Veneers	Full Kerf	300mm	72	30mm	10°	.125"	.087"	HG
DW71060HG	Melamines & Veneers	Full Kerf	10"	60	5/8"	10°	.125"	.087"	HG
DW71272HG	Melamines & Veneers	Full Kerf	12"	72	1"	10°	.125"	.087"	HG
Non-Ferrous Metal									
DW7665	Non-Ferrous Metal	Thin Kerf	10"	80	5/8"	-5°	.110"	.069"	TCG
DW7666	Non-Ferrous Metal	Thin Kerf	12"	80	1"	-5°	.110"	.079"	TCG
DW71080T5	Non-Ferrous Metal	Full Kerf	10"	80	5/8"	-5°	.125"	.087"	TCG
DW71280T5	Non-Ferrous Metal	Full Kerf	12"	80	1"	-5°	.125"	.087"	TCG
Solid Surface & Plastics									
DW7667	Solid Surface & Plastics	Thin Kerf	10"	80	5/8"	0°	.110"	.069"	M-TCG
DW7668	Solid Surface & Plastics	Thin Kerf	12"	80	1"	0°	.110"	.079"	M-TCG
DW71080MT	Solid Surface & Plastics	Full Kerf	10"	80	5/8"	0°	.125"	.087"	M-TCG
DW71280MT	Solid Surface & Plastics	Full Kerf	12"	80	1"	0°	.125"	.087"	M-TCG
Laminates									
DW7660	Laminates	Thin Kerf	10"	80	5/8"	0°	.110"	.069"	TCG
DW7661	Laminates	Thin Kerf	12"	80	1"	0°	.110"	.079"	TCG
DW71080T0	Laminates	Full Kerf	10"	80	5/8"	0°	.125"	.087"	TCG
DW71280T0	Laminates	Full Kerf	12"	80	1"	0°	.125"	.087"	TCG



STEEL CIRCULAR SAW BLADES

STEEL SAW BLADES



CAT #	DESCRIPTION	DIA.	TEETH	ARBOR	CAT #	DESCRIPTION	DIA.	TEETH	ARBOR
DW3310	Fast Cut	6-1/2"	24	5/8"-♦	DW3350	Combination	10"	40	5/8"-♦
DW3323	Fast Cut	7-1/4"	26	5/8"-♦	DW3370	Fast Cut	10"	28	5/8"-♦
DW3324	Crosscut	7-1/4"	100	5/8"-♦	DW3372	Hollow Ground Planer	7-1/4"	80	5/8"-♦
DW3325	Combo	7-1/4"	40	5/8"-♦	DW3523	Combo Bulk	7-1/4"	26	5/8"-♦
DW3326	Hollow Ground Plywood	7-1/4"	140	5/8"-♦	DW3524	Crosscut	7-1/4"	100	5/8"-♦
DW3327	Hollow Ground Planer	7-1/4"	60	5/8"-♦	DW3526	Hollow Ground Plywood Bulk	7-1/4"	140	5/8"-♦
DW3329	Non-Ferrous	7-1/4"	68	5/8"-♦	DW3526L	Hollow Ground Plywood Bulk (Shrink Band on Teeth)	7-1/4"	140	5/8"-♦
DW3330	Iron/Steel	7-1/4"	16 Slots	5/8"-♦					
DW3332	Master Combo	8-1/4"	60	5/8"-♦					



DEWALT'S MASONRY SOLUTIONS



CONCRETE & MASONRY DRILLING

Fits all brands Electric and Cordless Hammerdrills including DEWALT, Bosch[®]* and Hilti[®]*.


*Bosch[®] is a registered trademark of Robert Bosch GmbH and Hilti[®] is a registered trademark of Hilti Aktiengesellschaft

MULTI-MATERIAL

CAT #	DIA.	OVERALL LENGTH
DWA56084	1/8"	4-1/2"
DWA56104	5/32"	4"
DWA56124	3/16"	4-1/2"
DWA56144	7/32"	4-1/2"

CAT #	DIA.	OVERALL LENGTH
DWA56165	1/4"	4-3/4"
DWA56205	5/16"	5-1/4"
DWA56245	3/8"	5-1/4"
DWA56326	1/2"	6-1/4"

CAT #	DIAMETER
5 Pc. Drill Bit Set	
DWA56015	1/8", 3/16", 1/4", 5/16", 3/8"



PERCUSSION BITS



CAT #	DIA.	USABLE LENGTH	OVERALL LENGTH
DW5221	1/8"	2"	3"
DW5209	5/32"	2"	3"
DW5227	5/32"	4"	6"
DW5222	3/16"	2"	3"
DW5223	3/16"	4"	6"
DW5211	7/32"	4"	6"
DW5224	1/4"	2"	4"
DW5225	1/4"	4"	6"
DW5226	1/4"	7"	12"
DW5228	5/16"	4"	6"
DW5229	5/16"	7"	12"
DW5230	3/8"	4"	6"
DW5231	3/8"	10"	12"

CAT #	DIA.	USABLE LENGTH	OVERALL LENGTH
DW5232	3/8"	16"	18"
DW5233	3/8"	22"	24"
DW5234	7/16"	4"	6"
DW5235	1/2"	4"	6"
DW5236	1/2"	10"	12"
DW5237	1/2"	16"	18"
DW5238	1/2"	22"	24"
DW5241	5/8"	4"	6"
DW5242	5/8"	7"	12"
DW5217	9/16"	4"	6"
DW5244	3/4"	4"	6"
DW5245	3/4"	7"	12"
DW5219	7/8"	7"	12"

CAT #	DIA.	USABLE LENGTH	OVERALL LENGTH
DW5249	1"	7"	12"
Bulk Packs			
DW5221B25	1/8"	2"	3"
DW5227B25	5/32"	4"	6"
DW5222B25	3/16"	2"	3"
DW5223B25	3/16"	4"	6"
DW5224B25	1/4"	2"	4"
DW5225B25	1/4"	4"	6"
DW5228B25	5/16"	4"	6"
DW5230B25	3/8"	4"	6"
DW5235B10	1/2"	4"	6"

PERCUSSION SETS

CAT #	DESCRIPTION	INCLUDES
DW5204	4 Pc. Premium Percussion Masonry Drill Bit Set	3/16" x 3", 1/4" x 4", 5/16" x 6", 3/8" x 6"
DW5205	5 Pc. Premium Percussion Masonry Drill Bit Set	5/32" x 6", 3/16" x 6", 1/4" x 6", 5/16" x 6", 3/8" x 6", Medium TOUGH CASE [®] Container
DW5207	7 Pc. Premium Percussion Masonry Drill Bit Set	3/16" x 3", (2)1/4" x 4", 1/4" x 6", 5/16" x 6", 3/8" x 6", 1/2" x 6"



DW5205

(continued on next page)

CONCRETE & MASONRY DRILLING (continued)



CAT #	DIA.	USABLE LENGTH	OVERALL LENGTH
Full Head Carbide SDS Plus			
DW5502**	3/16"	2"	4-1/2"
DW5503**	3/16"	4"	6-1/2"
DW5504	3/16"	6"	8-1/2"
DW55050	3/16"	8"	10-1/2"
DW5506	3/16"	10"	12"
DW5507	3/16"	12"	14"
DW55100	7/32"	4"	6-1/2"
DW5512	7/32"	8"	10"
DW5516**	1/4"	2"	4-1/2"
DW5517**	1/4"	4"	6"
DW5518	1/4"	6"	8-1/2"
DW55200	1/4"	10"	12"
DW5521	1/4"	12"	14"
DW5524	5/16"	4"	6-1/2"
DW5526	5/16"	10"	12"
DW5527***	3/8"	4"	6-1/2"
DW5529	3/8"	8"	10"
DW55300	3/8"	10"	12"
DW5531	3/8"	16"	18"
DW5532	3/8"	21"	23-1/2"
DW5537***	1/2"	4"	6"
DW5538	1/2"	8"	10-1/2"
DW5539	1/2"	10"	12"
DW5540	1/2"	16"	18"
DW55410	1/2"	22"	24"

4 Cutter SDS Plus			
DW5471	5/8"	8"	10"
DW5472	5/8"	16"	18"
DW5474	3/4"	8"	10"
DW5475	3/4"	16"	18"
DW5477	7/8"	8"	10"
DW5478	7/8"	16"	18"
DW5479	1"	8"	10"
DW5480	1"	16"	18"
DW5481	1-1/8"	8"	10"
DW5482	1-1/8"	16"	18"

SDS Plus Bulk Packs			
DW5502B25**	3/16"	2"	4-1/2"
DW5503B25**	3/16"	4"	6-1/2"
DW5504B25	3/16"	6"	8-1/2"
DW55050B25	3/16"	8"	10-1/2"
DW5506B25	3/16"	10"	12"
DW55100B25	7/32"	4"	6-1/2"
DW5516B25**	1/4"	2"	4-1/2"
DW5517B25**	1/4"	4"	6"
DW5518B25	1/4"	6"	8-1/2"
DW5524B25	5/16"	4"	6-1/2"
DW5527B25***	3/8"	4"	6-1/2"
DW5537B25***	1/2"	4"	6"

MASONRY DRILLING




CAT #	DIA.	USABLE LENGTH	OVERALL LENGTH
2 Cutter SDS Plus			
DW5400	5/32"	2"	4"
DW5401	5/32"	4-1/2"	6-1/2"
DW5402	3/16"	2"	4"
DW5403**	3/16"	4-1/2"	6-1/2"
DW5404**	3/16"	6-1/2"	8-1/2"
DW5405	3/16"	8"	10"
DW5406	3/16"	10"	12"
DW5407	3/16"	12"	14"
DW5408	3/16"	14"	16"
DW5410	7/32"	4"	6"
DW5412	7/32"	8"	10"
DW5416**	1/4"	2"	4"
DW5417**	1/4"	4"	6"
DW5418	1/4"	6-1/2"	8-1/2"
DW5420	1/4"	10"	12"
DW5421	1/4"	12"	14"
DW5424	5/16"	4"	6"
DW5426	5/16"	10"	12"
DW5427***	3/8"	4"	6"
DW5429	3/8"	8"	10"
DW5430	3/8"	10"	12"
DW5431	3/8"	16"	18"
DW5432	3/8"	22"	24"
DW5433	7/16"	4"	6"
DW5435	7/16"	10"	12"
DW5436	7/16"	16"	18"
DW5437***	1/2"	4"	6"
DW5438	1/2"	8"	10"
DW5439	1/2"	10"	12"
DW5440	1/2"	16"	18"
DW5441	1/2"	22"	24"
DW5442	9/16"	4"	6"
DW5443	9/16"	10"	12"
DW5444	9/16"	16"	18"
DW5445	9/16"	22"	24"
DW5446***	5/8"	6"	8"
DW5447	5/8"	10"	12"
DW5448	5/8"	16"	18"
DW5449	5/8"	22"	24"
DW5450	11/16"	6"	8"
DW5453	3/4"	6"	8"
DW5455	3/4"	10"	12"
DW5456	3/4"	16"	18"
DW5457	3/4"	22"	24"
DW5458	27/32"	6"	8"
DW5460	7/8"	6"	8"
DW5461	7/8"	10"	12"
DW5462	7/8"	16"	18"
DW5464	1"	8"	10"
DW5466	1"	16"	18"
DW5468	1-1/8"	8"	10"
DW5469	1-1/8"	16"	18"



CAT #	DIA.	USABLE LENGTH	OVERALL LENGTH
SDS Plus Bulk Packs			
DW5401B25	5/32"	4-1/2"	6-1/2"
DW5402B25**	3/16"	2"	4"
DW5403B25**	3/16"	4-1/2"	6-1/2"
DW5404B25	3/16"	6-1/2"	8-1/2"
DW5405B25	3/16"	8"	10"
DW5406B25	3/16"	10"	12"
DW5410B25	7/32"	4"	6"
DW5416B25**	1/4"	2"	4"
DW5417B25**	1/4"	4"	6"
DW5418B25	1/4"	6-1/2"	8-1/2"
DW5424B25	5/16"	4"	6"
DW5427B25***	3/8"	4"	6"
DW5437B25***	1/2"	4"	6"
DW5446B10***	5/8"	6"	8"

SDS Plus Sets		INCLUDES:
DW5470	5 Pc. SDS Plus Hammer Bit Set	3/16" x 4-1/2" x 6-1/2", 1/4" x 2" x 4", 1/4" x 4" x 6", 3/8" x 4" x 6", 1/2" x 4" x 6"

**Compatible with Pin Anchor Drive
***Compatible with Depth Setter



Fits All Brands Electric and Cordless SDS Plus Rotary Hammers including DeWALT, Bosch* and Hilti.**

*Bosch® is a registered trademark of Robert Bosch GmbH and Hilti® is a registered trademark of Hilti Aktiengesellschaft



(continued on next page)

CONCRETE & MASONRY DRILLING (continued)



CAT #	DIA.	USABLE LENGTH	OVERALL LENGTH
4 Cutter SDS Max			
DW5806	5/8"	8"	13-1/2"
DW5809	5/8"	16"	21-1/2"
DW5807	5/8"	31"	36"
DW5808	11/16"	16"	21-1/2"
DW5810	3/4"	8"	13-1/2"
DW5812	3/4"	16"	21-1/2"
DW5813	3/4"	31"	36"
DW5814	13/16"	16"	21-1/2"
DW5815	7/8"	8"	13-1/2"
DW5816	7/8"	16"	21-1/2"
DW5851	7/8"	31"	36"
DW5817	27/32"	16"	21-1/2"
DW5818	1"	8"	13-1/2"
DW5819	1"	16"	21-1/2"
DW5852	1"	24"	29"
DW5820	1"	31"	36"
DW5821	1-1/8"	10"	15"
DW5822	1-1/8"	18"	22-1/2"
DW5853	1-1/8"	24"	29"
DW5854	1-1/8"	31"	36"
DW5824	1-1/4"	10"	15"
DW5825	1-1/4"	18"	22-1/2"
DW5855	1-1/4"	24"	29"
DW5826	1-1/4"	31"	36"
DW5860	1-5/16"	18"	22-1/2"
DW5827	1-3/8"	18"	22-1/2"
DW5856	1-3/8"	24"	29"
DW5857	1-3/8"	31"	36"
DW5828	1-1/2"	18"	22-1/2"
DW5858	1-1/2"	24"	29"
DW5859	1-1/2"	31"	36"
DW5830	1-3/4"	18"	22-1/2"
DW5831	2"	18"	22-1/2"



CAT #	DIA.	USABLE LENGTH	OVERALL LENGTH
4 Cutter Spline			
DW5740	5/8"	5"	10"
DW5741	5/8"	11"	16"
DW5742	5/8"	17"	22"
DW5743	5/8"	22"	27"
DW5744	5/8"	31"	36"
DW5746	3/4"	5"	10"
DW5747	3/4"	11"	16"
DW5748	3/4"	17"	22"
DW5749	3/4"	22"	27"
DW5750	3/4"	31"	36"
DW5751	27-32"	11"	16"
DW5752	7/8"	11"	16"
DW5753	7/8"	17"	22"
DW5755	1"	11"	16"
DW5756	1"	17"	22"
DW5757	1"	31"	36"
DW5758	1-1/8"	11"	16"
DW5759	1-1/8"	17"	22"
DW5760	1-1/4"	11"	16"
DW5761	1-1/4"	17"	22"
DW5762	1-1/4"	31"	36"
DW5763	1-3/8"	11"	16"
DW5765	1-3/8"	17"	22"
DW5764	1-1/2"	17"	22"
DW5768	1-3/4"	17"	22"
DW5769	2"	17"	22"

MASONRY DRILLING



CAT #	DIA.	USABLE LENGTH	OVERALL LENGTH
2 Cutter Spline			
DW5700	3/8"	5"	10"
DW5701	3/8"	8"	13"
DW5702	7/16"	5"	10"
DW5703	1/2"	5"	10"
DW5704	1/2"	11"	16"
DW5705	1/2"	17"	22"
DW5706	1/2"	22"	27"
DW5707	1/2"	31"	36"
DW5708	9/16"	5"	10"
DW5735	9/16"	17"	22"
DW5709	5/8"	5"	10"
DW5710	5/8"	11"	16"
DW5711	5/8"	17"	22"
DW5712	5/8"	22"	27"
DW5713	11/16"	5"	10"
DW5714	3/4"	5"	10"
DW5715	3/4"	11"	16"
DW5716	3/4"	17"	22"
DW5717	3/4"	22"	27"
DW5719	7/8"	11"	16"
DW5720	7/8"	17"	22"
DW5721	1"	11"	16"
DW5722	1"	17"	22"
DW5723	1"	31"	36"
DW5724	1-1/8"	5"	10"
DW5725	1-1/8"	11"	16"
DW5726	1-1/8"	17"	22"
DW5727	1-1/4"	11"	16"
DW5728	1-1/4"	17"	22"
DW5729	1-3/8"	11"	16"
DW5730	1-3/8"	17"	22"

Fits All Brands of SDS Max Rotary Hammers including DeWALT, Bosch and Hilti**.**

Fits All Brands of SDS Spline Rotary Hammers including DeWALT and Bosch.**

*Bosch® is a registered trademark of Robert Bosch GmbH and Hilti® is a registered trademark of Hilti Aktiengesellschaft

**Compatible with Pin Anchor Drive
***Compatible with Depth Setter

MASONRY DRILLING



CAT #	DIA.	USABLE LENGTH	OVERALL LENGTH
2 Cutter SDS Max			
DW5803	1/2"	8"	13-1/2"
DW5804	1/2"	16"	21-1/2"
DW5801	9/16"	8"	13-1/2"
DW5802	9/16"	16"	21-1/2"
DW5870	5/8"	8"	13-1/2"
DW5871	5/8"	16"	21-1/2"
DW5872	3/4"	8"	13-1/2"
DW5873	3/4"	16"	21-1/2"
DW5874	7/8"	8"	13-1/2"
DW5875	7/8"	16"	21-1/2"
DW5876	1"	8"	13-1/2"
DW5877	1"	16"	21-1/2"
DW5878	1-1/8"	10"	15"
DW5879	1-1/8"	18"	22-1/2"
DW5880	1-1/4"	10"	15"
DW5881	1-1/4"	16"	22-1/2"
DW5882	1-3/8"	10"	15"
DW5883	1-3/8"	18"	22-1/2"



2X LONGER LIFE†



Less Bit Vibration†



SCAN FOR MORE INFO



Available in SDS Max and Spline

Aggressive Flute Design Allows for Fast Driving Speed

Increased Surface Area on Carbide Tip†

† Vs. previous design
(continued on next page)

PIN ANCHOR DRIVE SYSTEM



- Set Pin Anchors Fast
- No Hammer Needed



- Ideal for Overhead Applications



SCAN FOR MORE INFO



DEPTH SETTER



- Proprietary System ONLY from DEWALT



- Control Drilling Depth



- Accurate Depth Stop for Setting Drop-in Anchors

DUST COLLECTOR



- Minimizes Dust while Drilling Overhead



- Flexible for Visibility



- Works with Depth Setter



SCAN FOR MORE INFO

CONCRETE & MASONRY DRILLING (continued)

MASONRY DRILLING



CAT #	DIA.	USABLE LENGTH	OVERALL LENGTH
SDS Plus Hex Bits			
DW5359	5/32"	2"	5"
DW5360	5/32"	3"	6"
DW5361	5/32"	4"	7"
DW5362	3/16"	2"	5"
DW5363	3/16"	3"	6"
DW5364	3/16"	4"	7"
DW5365	Drive Sleeve for Hex SDS Hammer Bit		
SDS Plus Hex Bit Bulk Pack			
DW5364B25	3/16"	4"	7"

CAT #	DESCRIPTION	INCLUDES
SDS Plus Hex Bit Kit		
		5/32" x 4" x 7", 3/16" x 4" x 7", Drive Sleeve, Percussion Bit
DW5366	10 Pc. Anchor Drive Installation Kit	Holder, Insert Bit Adapter, #2 & #3 Insert Bits, 1/4" & 5/16" Nutsetter, Hex Key, Medium TOUGH CASE® Container

PIN ANCHOR DRIVE SYSTEM



CAT #	INCLUDES
DW5517PAD**	Pin Anchor Drive Sleeve & 1/4" SDS Plus Bit

**Must use specified SDS Plus bits (on previous page)

DUST COLLECTOR & DEPTH SETTER



CAT #	INCLUDES
DWA5537DS**	Adjustable Depth Setter & 1/2" SDS Plus Bit
DWA500DC	Dust Collector

**Must use specified SDS Plus bits (on previous page)

ONE PIECE CARBIDE CORE BITS



CAT #	DIA.	LENGTH
SDS Max		
DW5914	1-3/4"	12"
DW5915	1-3/4"	22"
DW5916	2"	12"
DW5917	2"	22"
DW5918	2-3/4"	12"
DW5919	2-3/4"	22"
DW5920	3-1/4"	12"
DW5921	3-1/4"	22"
DW5922	3-1/2"	12"
DW5923	3-1/2"	22"


CAT #	DIA.	LENGTH
SDS Max (continued)		
DW5924	4"	12"
DW5925	4"	22"
DW5926	5"	22"
DW5927	6"	22"
Spline		
DW5930	1-3/4"	12"
DW5931	1-3/4"	22"
DW5932	2"	12"
DW5933	2"	22"
DW5934	2-3/4"	12"

CAT #	DIA.	LENGTH
Spline (continued)		
DW5935	2-3/4"	22"
DW5937	3-1/4"	22"
DW5938	3-1/2"	12"
DW5939	3-1/2"	22"
DW5940	4"	12"
DW5941	4"	22"
DW5942	5"	22"
DW5943	6"	22"
DW5945	Replacement Centering Bit	


(continued on next page)

CONCRETE & MASONRY DRILLING (continued)

TWO PIECE CARBIDE CORE BITS



CAT #	DESCRIPTION	DIA.
DW5900	1-1/2" x 4" Core Bit Body	1-1/2"
DW5901	2" x 4" Core Bit Body	2"
DW5902	2-1/2" x 4" Core Bit Body	2-1/2"
DW5903	3" x 4" Core Bit Body	3"
DW5904	3-1/2" x 4" Core Bit Body	3-1/2"
DW5905	4" x 4" Core Bit Body	4"
DW5906	5" x 4" Core Bit Body	5"

CAT #	DESCRIPTION
DW5907	Centering Core Bit Body
DW5909	7" Spline Core Bit Shank
DW5910	16" Spline Core Bit Shank
DW5911	7" SDS Max Core Bit Shank
DW5912	16" SDS Max Core Bit Shank
DW5908	Thread Adapter 

DIAMOND DRILL BITS FOR TILE

CAT #	DESCRIPTION
DW5570	3/16" Diamond Drill Bit
DW5572	1/4" Diamond Drill Bit
DW5574	5/16" Diamond Drill Bit
DW5576	3/8" Diamond Drill Bit
DW5578	1/2" Diamond Drill Bit
DW5580	5/8" Diamond Drill Bit
DW5582	3/4" Diamond Drill Bit
DW5584	1" Diamond Drill Bit
DW5586	1-3/8" Diamond Drill Bit



HIGH IMPACT STEEL



CAT #	DESCRIPTION
SDS Plus	
DWA5320	12" Bull Point
DWA5321	1-1/2" x 12" Scaling Chisel
DWA5322	3/4" x 12" Cold Chisel
SDS Max	
DWA5850	12" Bull Point
DWA5851	16" Bull Point Bit
DWA5852	1" x 12" Cold Chisel
DWA5853	1" x 16" Cold Chisel
DWA5854	2" x 16" Scaling Chisel
DWA5855	3" x 16" Scaling Chisel

CAT #	DESCRIPTION
3/4" Hex	
DWA5970	16" Bull Point 3/4" Hex
DWA5973	1" x 16" Cold Chisel 3/4" Hex




LONGER LIFE***



***Vs. competitive products

CHISELS & DEMOLITION STEEL



CAT #	DESCRIPTION
SDS Plus Steel	
DW5348	10" Bull Point Fits All Brands of SDS Plus Hammers.
DW5349	10" Scaling Chisel
DW5350	10" Cold Chisel
SDS Max	
DW5832	12" Bull Point Fits All Brands of SDS Max Chipping and Demolition Hammers.
DW5833	18" Bull Point
DW5834	1" x 12" Cold Chisel
DW5835	1" x 18" Cold Chisel
DW5837	2" x 12" Scaling Chisel
DW5838	3" x 12" Scaling Chisel
DW5848B	4" Clay Spade
DW5843	10" Bushing Tool
DW5847	3/4" Ground Rod Driver
DW5842	12" Slotting Tool
DW5846	Asphalt Cutter
DW5832B15**	12" Bull Point Bit
DW5833B15**	18" Bull Point Bit
DW5834B15**	12" Cold Chisel
DW5835B15**	18" Cold Chisel
DW5838B10**	3" Scaling Chisel
DW5843B10**	Bushing Tool

CAT #	DESCRIPTION
Spline - 3/4" Hex x 21/32" Round Spline Shank	
DW5770	12" Bull Point Fits All Brands of Spline Chipping and Demolition Hammers.
DW5771	18" Bull Point
DW5779	1" x 12" Cold Chisel
DW5780	1" x 18" Cold Chisel
DW5773	1-1/2" x 12" Scaling Chisel
DW5774	2" x 12" Scaling Chisel
DW5775	3" x 12" Scaling Chisel
DW5786B	4-1/2" Clay Spade
DW5783	10" Bushing Tool
DW5785	3/4" Ground Rod Driver
DW5772	12" Slotting Tool
DW5770B15**	12" Bull Point
DW5771B15**	18" Bull Point
DW5775B10**	3" Scaling Chisel
DW5779B15**	12" Cold Chisel
DW5780B15**	18" Cold Chisel
DW5783B10**	10" Bushing Tool



**Bulk

CAT #	DESCRIPTION
3/4" Hex	
DW5950	12" Bull Point Fits All Brands of 3/4" Hex Chipping and Demolition Hammers.
DW5951	18" Bull Point
DW5953	1" x 12" Cold Chisel
DW5954	1" x 18" Cold Chisel
DW5952	3" x 12" Scaling Chisel
DW5959B	4-1/2" Clay Spade
DW5949	10" Bushing Tool
DW5958	3/4" Ground Rod Driver
DW5949B10	10" Bushing Tool
DW5950B15	12" Bull Point Chisel
DW5951B15	18" Bull Point
DW5952B10	3" Scaling Chisel
DW5953B15	1" x 12" Cold Chisel
DW5954B15	1" x 18" Cold Chisel
1-1/8" Hex	
DW5960	20" Bull Point Fits All Brands of 1-1/8" Hex Pavement Breakers.
DW5962	20" Cold Chisel
DW5961	3" x 20" Scaling Chisel
DW5965	5-1/2" Clay Spade
DW5964	1" Ground Rod Driver
DW5963	17" Asphalt Cutter



SHANK ADAPTERS

CAT #	DESCRIPTION
DW5351	SDS Plus to 1/2" Chuck Adapter
DW5790	Spline to 1/2" Chuck Adapter

CAT #	DESCRIPTION
DW5353	1/2" Chuck & Key
DW5791	Spline to SDS Plus Adapter

CAT #	DESCRIPTION
DW5891	SDS Max to SDS Plus Adapter



IMPACT READY® IMPACT DRIVER ACCESSORIES

BIT TIPS



SOCKETS



IMPACT READY® FASTENING

TIPS & POWER BITS



CAT #	DESCRIPTION	LENGTH	QTY.
⊕ Phillips			
DW2001IR	#1 Phillips - IMPACT READY®	1"	2
DW2002IR	#2 Phillips - IMPACT READY®	1"	2
DW2002IR10	#2 Phillips Bit Tips - IMPACT READY®	1"	10
DW2003IR	#3 Phillips - IMPACT READY®	1"	2
DW2004IR	#2 Phillips (Reduced Dia.) - IMPACT READY®	1"	2
DW2022IR	#2 Phillips Power Bit - IMPACT READY®	2"	2
DW2032IR	#2 Phillips Power Bit - IMPACT READY®	3-1/2"	2
DW2062IR	#2 Phillips Power Bit - IMPACT READY®	6"	1
⊖ Square Recess Bit Tips			
DW2201IR	#1 Square Recess - IMPACT READY®	1"	2
DW2202IR	#2 Square Recess - IMPACT READY®	1"	2

CAT #	DESCRIPTION	LENGTH	QTY.
⊖ Square Recess Bit Tips (continued)			
DW2202IR10	#2 Square Recess Bit Tips - IMPACT READY®	1"	10
DW2212IR	#2 Square Recess Power Bit - IMPACT READY®	2"	2
⊕ Torx®* Bit Tips			
DW2620IR	T20 - IMPACT READY®	1"	2
DW2660IR	T20 - IMPACT READY®	2"	2
DW2625IR	T25 - IMPACT READY®	1"	2
DW2665IR	T25 - IMPACT READY®	2"	2
DW2670IR	T30 - IMPACT READY®	2"	2
DW2680IR	T40 - IMPACT READY®	2"	2
DW2605IR	4 Pc. Torx®* Set - IMPACT READY® INCLUDES: 1" T15/T20/T25/3" Holder	-	1

*Torx® is a registered trademark of Textron

SOCKETS



CAT #	SOCKET SIZE	DRIVE SIZE	CAT #	SOCKET SIZE	DRIVE SIZE
DW2281	1/4"	3/8"	DW22862	1/2"	1/2"
DW2282	5/16"	3/8"	DW22872	9/16"	1/2"
DW2283	11/32"	3/8"	DW22882	5/8"	1/2"
DW2284	3/8"	3/8"	DW22892	11/16"	1/2"
DW2285	7/16"	3/8"	DW22902	3/4"	1/2"
DW2286	1/2"	3/8"	DW22912	13/16"	1/2"
DW2287	9/16"	3/8"	DW22922	7/8"	1/2"
DW2288	5/8"	3/8"	DW22932	15/16"	1/2"
DW2289	11/16"	3/8"	DW22942	1"	1/2"
DW2290	3/4"	3/8"	DW22952	1-1/16"	1/2"
DW22842	3/8"	1/2"	DW22962	1-1/8"	1/2"
DW22852	7/16"	1/2"	DW22972	1-1/4"	1/2"

SOCKET ADAPTERS



CAT #	DESCRIPTION
DW2541IR	1/4" Hex Shank to 1/4" Socket Adapter
DW2542IR	1/4" Hex Shank to 3/8" Socket Adapter
DW2547IR	1/4" Hex Shank to 1/2" Socket Adapter
DW2298	1/2" Square to 1/4" RAPID LOAD® Adapter
DW2299	1/2" to 3/8" Reducer

SOCKET SETS



CAT #	DESCRIPTION	INCLUDES
DW22838	3/8" 10 Pc. Socket Set - IMPACT READY®	5/16", 3/8", 7/16", 1/2", 9/16", 5/8", 11/16", 3/4", 1/2" & (2) 1/4"-3/8" Adapters
DW22812	1/2" 10 Pc. Socket Set - IMPACT READY®	7/16", 1/2", 9/16", 5/8", 11/16", 3/4", 13/16", 7/8" & (2) 1/4"-1/2" Adapters

(continued on next page)

INNOVATIVE HOLDERS



NUT DRIVERS



IMPACT READY® FASTENING (continued)

BIT TIP HOLDERS

CAT #	DESCRIPTION
DW2046	2" Magnetic
DWHJHLD	IMPACT CLUTCH®
DWA2509	RAPID LOAD® Holder with SureSet™ System
DWARA100	Right Angle Attachment with SureSet™ System
Hog Ring**	
DW2045	3" Magnetic with Hog Ring
DWPVTHLD	Magnetic Pivot Holder with Hog Ring

**Hog ring helps secure bit, must use pliers to remove bit



CLEANABLE NUT DRIVERS

CAT #	DESCRIPTION
DWA2221IR	1/4" IMPACT READY® Cleanable Nut Driver
DWA2222IR	5/16" IMPACT READY® Cleanable Nut Driver
DWA2223IR	3/8" IMPACT READY® Cleanable Nut Driver
DWA2228IR	7/16" IMPACT READY® Cleanable Nut Driver
DWA2230IR	1/2" IMPACT READY® Cleanable Nut Driver
DWA2240IR	3 Pc. IMPACT READY® Cleanable Nut Driver



NUT DRIVERS

CAT #	DESCRIPTION
DW2218IR	1/4" x 1-7/8" Magnetic Nut Driver - IMPACT READY®
DW2219IR	5/16" x 1-7/8" Magnetic Nut Driver - IMPACT READY®
DW2220IR	3/8" x 1-7/8" Magnetic Nut Driver - IMPACT READY®
DW2227IR	7/16" x 1-7/8" Magnetic Nut Driver - IMPACT READY®
DW2230IR	1/2" x 1-7/8" Magnetic Nut Driver - IMPACT READY®
DW2221IR	1/4" x 2-9/16" Magnetic Nut Driver - IMPACT READY®
DW2222IR	5/16" x 2-9/16" Magnetic Nut Driver - IMPACT READY®
DW2223IR	3/8" x 2-9/16" Magnetic Nut Driver - IMPACT READY®
DW2228IR	7/16" x 2-9/16" Magnetic Nut Driver - IMPACT READY®
DW2234IR	1/2" x 2-9/16" Magnetic Nut Driver - IMPACT READY®
DW2235IR	5 Pc. Magnetic Nut Driver Set (1/4", 5/16", 3/8", 7/16", 1/2") - IMPACT READY®



PIVOTING NUT DRIVERS


CAT #	DESCRIPTION
DW2221IRP	1/4" Magnetic Pivoting Nut Driver - IMPACT READY®
DW2219IRP	5/16" Magnetic Pivoting Nut Driver - IMPACT READY®
DW2223IRP	3/8" Magnetic Pivoting Nut Driver - IMPACT READY®
DW2228IRP	7/16" Magnetic Pivoting Nut Driver - IMPACT READY®
DW2234IRP	1/2" Magnetic Pivoting Nut Driver - IMPACT READY®
DWPVTDREV3	3 Pc. Pivoting Netsetters (1/4", 5/16", 3/8") - IMPACT READY®
DWPVTDREV	4 Pc. Pivoting Netsetters (1/4", 5/16", 3/8", 7/16") - IMPACT READY®
DWPVTSET	10 Pc. Screwdriving Set - IMPACT READY®



IMPACT READY®

IMPACT DRIVER ACCESSORIES

DRILL BITS 5X MORE DURABLE



HOLE SAWS



STEP BITS 2X LIFE



IMPACT READY® DRILLING

DRILLING



CAT #	QTY./CARD	BULK	BULK QTY.	DIA. INCHES	DIA. DECIMAL	OVERALL LENGTH
DD5008	1	DD5008B6	6	1/8"	.1250"	2.625"
DD5009	1	DD5009B6	6	9/64"	.1406"	2.75"
DD5010	1	DD5010B6	6	5/32"	.1562"	2.8125"
DD5011	1	DD5011B6	6	11/64"	.1719"	2.9375"
DD5012	1	DD5012B6	6	3/16"	.1875"	3"
DD5013	1	DD5013B6	6	13/64"	.2031"	3.0625"
DD5014	1	DD5014B6	6	7/32"	.2188"	3.125"
DD5015	1	DD5015B6	6	15/64"	.2344"	3.15625"

CAT #	QTY./CARD	BULK	BULK QTY.	DIA. INCHES	DIA. DECIMAL	OVERALL LENGTH
DD5016	1	DD5016B6	6	1/4"	.2500"	3.1875"
DD5018	1	DD5018B3	3	9/32"	.2812"	3.5"
DD5020	1	DD5020B3	3	5/16"	.3125"	4"
DD5022	1	DD5022B3	3	11/32"	.3437"	4"
DD5024	1	DD5024B3	3	3/8"	.3750"	4"
DD5028	1	DD5028B3	3	7/16"	.4375"	4"
DD5032	1	DD5032B3	3	1/2"	.5000"	4"

DRILLING SETS



DW5057



DW5060

CAT #	DESCRIPTION	INCLUDES
DD5055	5 Pc. Drilling Set - IMPACT READY®	(2) 1/8", 5/32", 3/16", 1/4"
DD5057	7 Pc. Drilling Set - IMPACT READY®	(2) 1/8", 5/32", 3/16", 7/32", 1/4", 5/16"
DD5060	10 Pc. Drilling Set - IMPACT READY®	(2) 1/8", 9/64", 5/32", 11/64", 3/16", 7/32", 1/4", 5/16", 3/8", TOUGH CASE® Container

HOLE SAWS



CAT #	SIZE Inches	SIZE Metric	CAT #	SIZE Inches	SIZE Metric
D180012IR	3/4"	19mm	D180022IR	1-3/8"	35mm
D180014IR	7/8"	22mm	D180024IR	1-1/2"	38mm
D180016IR	1"	25mm			
D180018IR	1-1/8"	29mm	D1800IR5	3/4", 7/8", TOUGH CASE® (2) 1-1/8", 5 Pc. Set	19, 22, (2) 29, 35mm
D180020IR	1-1/4"	32mm			
D180020IR	1-1/4"	32mm			

STEP DRILL BITS



CAT #	DESCRIPTION	# OF HOLES	STEP INCREMENTS	SHANK DIA.	MAX. MAT. THICKNESS
Hex Shank - IMPACT READY®					
DWA1783IR	1/8" - 1/2" Step Drill Bit - IMPACT READY®	13	1/32"	1/4"	1/8"
DWA1784IR	3/16" - 1/2" Step Drill Bit - IMPACT READY®	6	1/16"	1/4"	5/16"
DWA1786IR	3/16" - 7/8" Step Drill Bit - IMPACT READY®	12	1/16"	1/4"	1/8"
DWA1789IR	7/8" - 1-1/8" Step Drill Bit - IMPACT READY®	2	-	1/4"	1/8"
DWA1790IR	3 Pc. Step Drill Bit Set - IMPACT READY®	19 Total	1/32" 1/16" 1/16"	1/4" 1/4" 1/4"	1/8" 5/16" 1/8"

SETS



DW2153



DWMTCIR20



DWAX100IR

CAT #	DESCRIPTION
TOUGH CASE® Sets	
DW2149	28 Pc. Accessory Set - IMPACT READY®
DW2153	34 Pc. Screwdriving Set - IMPACT READY®
DW2169	38 Pc. Fastening Set - IMPACT READY®
DW2180	35 Pc. Drilling/Fastening Set - IMPACT READY®
DW2183	26 Pc. Set - IMPACT READY®
DW2583	65 Pc. Accessory Mac Set - IMPACT READY®
Magnetic TOUGH CASE® Sets	
DWMT CIR20	20 Pc. Magnetic TOUGH CASE® Set - IMPACT READY®
Compact TOUGH CASE® Sets	
DWAX100IR	31pc. Screwdriving set with Compact TOUGH CASE®

INDUSTRIAL METAL DRILLING

INDUSTRIAL COBALT



Ideal for Drill Press, CNC, Corded & Cordless Drills

CAT #	DIAMETER	FLUTE LENGTH	OVERALL LENGTH
Fractional Jobber			
DD4004B12	1/16"	7/8"	1-7/8"
DD4005B12	5/64"	1"	2"
DD4006B12	3/32"	1-1/4"	2-1/4"
DD4007B12	7/64"	1-1/2"	2-5/8"
DD4008B12	1/8"	1-1/8"	2-3/4"
DD4009B12	9/64"	1-1/4"	2-7/8"
DD4010B12	5/32"	1-1/2"	3-1/8"
DD4011B12	11/64"	1-5/8"	3-1/4"
DD4012B12	3/16"	1-3/4"	3-1/2"
DD4013B12	13/64"	1-7/8"	3-5/8"
DD4014B12	7/32"	2"	3-3/4"
DD4015B12	15/64"	2-1/8"	3-7/8"
DD4016B12	1/4"	2-1/4"	4"
DD4017B12	17/64"	2-3/8"	4-1/8"
DD4018B12	9/32"	2-1/2"	4-1/4"
DD4019B12	19/64"	2-5/8"	4-3/8"
DD4020B6	5/16"	2-3/4"	4-1/2"
DD4021B6	21/64"	2-7/8"	4-5/8"
DD4022B6	11/32"	3"	4-3/4"
DD4023B6	23/64"	3-1/8"	4-7/8"
DD4024B6	3/8"	3-1/4"	5"
DD4025B6	25/64"	3-5/16"	5-1/8"
DD4026B6	13/32"	3-3/8"	5-1/4"
DD4027B6	27/64"	3-1/2"	5-3/8"
DD4028B6	7/16"	3-5/8"	5-1/2"
DD4029B6	29/64"	3-3/4"	5-5/8"
DD4030B6	15/32"	3-7/8"	5-3/4"
DD4031B6	31/64"	4"	5-7/8"
DD4032B6	1/2"	4-1/8"	6"
Fractional Screw Machine			
DD4104B12	1/16"	5/8"	1-5/8"
DD4105B12	5/64"	11/16"	1-11/16"
DD4106B12	3/32"	3/4"	1-3/4"
DD4107B12	7/64"	13/16"	1-13/16"
DD4108B12	1/8"	7/8"	1-7/8"
DD4109B12	9/64"	15/16"	1-15/16"
DD4110B12	5/32"	1"	2-1/6"
DD4111B12	11/64"	1-1/16"	2-1/8"
DD4112B12	3/16"	1-1/8"	2-3/16"
DD4113B12	13/64"	1-3/16"	2-1/4"
DD4114B12	7/32"	1-1/4"	2-3/8"
DD4115B12	15/64"	1-5/16"	2-7/16"
DD4116B12	1/4"	1-3/8"	2-1/2"
DD4117B12	17/64"	1-7/16"	2-5/8"
DD4118B12	9/32"	1-1/2"	2-11/16"
DD4119B12	19/64"	1-9/16"	2-3/4"
DD4120B6	5/16"	1-5/8"	2-13/16"
DD4121B6	21/64"	1-11/16"	2-15/16"
DD4122B6	11/32"	1-11/16"	3"
DD4123B6	23/64"	1-3/4"	3-1/16"

CAT #	DIAMETER	FLUTE LENGTH	OVERALL LENGTH
Fractional Screw Machine (continued)			
DD4124B6	3/8"	1-13/16"	3-1/8"
DD4125B6	25/64"	1-7/8"	3-1/4"
DD4126B6	13/32"	1-15/16"	3-5/16"
DD4127B6	27/64"	2"	3-3/8"
DD4128B6	7/16"	2-1/16"	3-7/16"
DD4129B6	29/64"	2-1/8"	3-9/16"
DD4130B6	15/32"	2-1/8"	3-5/8"
DD4131B6	31/64"	2-3/16"	3-11/16"
DD4132B6	1/2"	2-1/4"	3-3/4"
Numbered Jobber			
DD4201B12	#1	2-5/8"	3-7/8"
DD4202B12	#2	2-5/8"	3-7/8"
DD4203B12	#3	2-1/2"	3-3/4"
DD4204B12	#4	2-1/2"	3-3/4"
DD4205B12	#5	2-1/2"	3-3/4"
DD4206B12	#6	2-1/2"	3-3/4"
DD4207B12	#7	2-7/16"	3-5/8"
DD4208B12	#8	2-7/16"	3-5/8"
DD4209B12	#9	2-7/16"	3-5/8"
DD4210B12	#10	2-7/16"	3-5/8"
DD4211B12	#11	2-5/16"	3-1/2"
DD4212B12	#12	2-5/16"	3-1/2"
DD4213B12	#13	2-5/16"	3-1/2"
DD4214B12	#14	2-3/16"	3-3/8"
DD4215B12	#15	2-3/16"	3-3/8"
DD4216B12	#16	2-3/16"	3-3/8"
DD4217B12	#17	2-3/16"	3-3/8"
DD4219B12	#18	2-1/8"	3-1/4"
DD4219B12	#19	2-1/8"	3-1/4"
DD4220B12	#20	2-1/8"	3-1/4"
DD4221B12	#21	2-1/8"	3-1/4"
DD4222B12	#22	2"	3-1/8"
DD4223B12	#23	2"	3-1/8"
DD4224B12	#24	2"	3-1/8"
DD4225B12	#25	1-7/8"	3"
DD4226B12	#26	1-7/8"	3"
DD4227B12	#27	1-7/8"	3"
DD4228B12	#28	1-3/4"	2-7/8"
DD4229B12	#29	1-3/4"	2-7/8"
DD4230B12	#30	1-5/8"	2-3/4"
Numbered Screw Machine			
DD4301B12	#1	1-5/16"	2-7/16"
DD4302B12	#2	1-5/16"	2-7/16"
DD4303B12	#3	1-1/4"	2-3/8"
DD4304B12	#4	1-1/4"	2-3/8"
DD4305B12	#5	1-1/4"	2-3/8"
DD4306B12	#6	1-1/4"	2-3/8"
DD4307B12	#7	1-3/16"	2-1/4"
DD4308B12	#8	1-3/16"	2-1/4"
DD4309B12	#9	1-3/16"	2-1/4"

CAT #	DIAMETER	FLUTE LENGTH	OVERALL LENGTH
Numbered Screw Machine (continued)			
DD4310B12	#10	1-3/16"	2-1/4"
DD4311B12	#11	1-3/16"	2-1/4"
DD4312B12	#12	1-3/16"	2-1/4"
DD4313B12	#13	1-1/8"	2-3/16"
DD4314B12	#14	1-1/8"	2-3/16"
DD4315B12	#15	1-1/8"	2-3/16"
DD4316B12	#16	1-1/8"	2-3/16"
DD4317B12	#17	1-1/8"	2-3/16"
DD4318B12	#18	1-1/16"	2-1/8"
DD4319B12	#19	1-1/16"	2-1/8"
DD4320B12	#20	1-1/16"	2-1/8"
DD4321B12	#21	1-1/16"	2-1/8"
DD4322B12	#22	1-1/16"	2-1/8"
DD4323B12	#23	1"	2-1/16"
DD4324B12	#24	1"	2-1/16"
DD4325B12	#25	1"	2-1/16"
DD4326B12	#26	1"	2-1/16"
DD4327B12	#27	1"	2-1/16"
DD4328B12	#28	15/16"	1-15/16"
DD4329B12	#29	15/16"	1-15/16"
DD4330B12	#30	15/16"	1-15/16"
Lettered Jobber			
DD4401B12	A	2-5/8"	3-7/8"
DD4402B12	B	2-3/4"	4"
DD4403B12	C	2-3/4"	4"
DD4404B12	D	2-3/4"	4"
DD4405B12	E	2-3/4"	4"
DD4406B12	F	2-7/8"	4-1/8"
DD4407B12	G	2-7/8"	4-1/8"
DD4408B12	H	2-7/8"	4-1/8"
DD4409B12	I	2-7/8"	4-1/8"
DD4410B12	J	2-7/8"	4-1/8"
DD4411B12	K	2-15/16"	4-1/4"
DD4412B12	L	2-15/16"	4-1/4"
DD4413B12	M	3-1/16"	4-3/8"
DD4414B12	N	3-1/16"	4-3/8"
DD4415B6	O	3-3/16"	4-1/2"
DD4416B6	P	3-5/16"	4-5/8"
DD4417B6	Q	3-7/16"	4-3/4"
DD4418B6	R	3-7/16"	4-3/4"
DD4419B6	S	3-1/2"	4-7/8"
DD4420B6	T	3-1/2"	4-7/8"
DD4421B6	U	3-5/8"	5"
DD4422B6	V	3-5/8"	5"
DD4423B6	W	3-3/4"	5-1/8"
DD4424B6	X	3-3/4"	5-1/8"
DD4425B6	Y	3-7/8"	5-1/4"
DD4426B6	Z	3-7/8"	5-1/4"

METAL & WOOD DRILLING

COBALT PILOT POINT®



CAT #	QTY./CARD	DIA. INCHES	DIA. DECIMAL	DRILLING DEPTH	OVERALL LENGTH
DW1204	1	1/16"	.0625"	.88"	1.88"
DW1205	1	5/64"	.0781"	1.00"	2.00"
DW1206	1	3/32"	.0938"	1.25"	2.25"
DW1207	1	7/64"	.1094"	1.50"	2.62"
DW1208	1	1/8"	.1250"	1.62"	2.75"
DW1209	1	9/64"	.1406"	1.75"	2.88"
DW1210	1	5/32"	.1562"	2.00"	3.12"
DW1211	1	11/64"	.1719"	2.12"	3.25"
DW1212	1	3/16"	.1875"	2.31"	3.50"

CAT #	QTY./CARD	DIA. INCHES	DIA. DECIMAL	DRILLING DEPTH	OVERALL LENGTH
DW1213	1	13/64"	.2031"	2.44"	3.62"
DW1214	1	7/32"	.2188"	2.50"	3.75"
DW1215	1	15/64"	.2344"	2.62"	3.88"
DW1216	1	1/4"	.2500"	2.75"	4.00"
DW1220	1	5/16"	.3125"	3.19"	4.50"
DW1224	1	3/8"	.3750"	3.62"	5.00"
DW1228**	1	7/16"	.4375"	4.06"	5.59"
DW1232**	1	1/2"	.5000"	4.5"	6.00"

**3/8" Reduced shank

COBALT SETS

CAT #	DESCRIPTION	INCLUDES
DW1263	14 Pc. Cobalt PILOT POINT® Drill Bit Set	(2) 1/16", 5/64", 3/32", 7/64", (2) 1/8", 9/64", 5/32", 3/16", 7/32", 1/4", 5/16", 3/8", TOUGH CASE® Container
DW1269	29 Pc. Cobalt PILOT POINT® Drill Bit Set	1/16", 5/64", 3/32", 7/64", 1/8", 9/64", 5/32", 11/64", 3/16", 13/64", 7/32", 15/64", 1/4", 17/64", 9/32", 19/64", 5/16", 21/64", 11/32", 23/64", 3/8", 25/64", 13/32", 27/64", 7/16", 29/64", 15/32", 31/64", 1/2", TOUGH CASE® Container
DD4069	29 Pc. Cobalt Set	1/16", 5/64", 3/32", 7/64", 1/8", 9/64", 5/32", 11/64", 3/16", 13/64", 7/32", 15/64", 1/4", 17/64", 9/32", 19/64", 5/16", 21/64", 11/32", 23/64", 3/8", 25/64", 13/32", 27/64", 7/16", 29/64", 15/32", 31/64", 1/2", TOUGH CASE® Container



DW1269

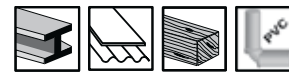


DD4069



DW1263

TITANIUM SPEED TIP



CAT #	QTY./CARD	DIA. INCHES	DIA. DECIMAL	DRILLING DEPTH	OVERALL LENGTH
DW1304	2	1/16"	.0625"	.88"	1.88"
DW1305	2	5/64"	.0781"	1.00"	2.00"
DW1306	2	3/32"	.0938"	1.25"	2.25"
DW1307	2	7/64"	.1094"	1.50"	2.62"
DW1308	2	1/8"	.1250"	1.62"	2.75"
DW1309	1	9/64"	.1406"	1.75"	2.88"
DW1310	1	5/32"	.1562"	2.00"	3.12"
DW1311	1	11/64"	.1719"	2.12"	3.25"
DW1312	1	3/16"	.1875"	2.31"	3.50"

CAT #	QTY./CARD	DIA. INCHES	DIA. DECIMAL	DRILLING DEPTH	OVERALL LENGTH
DW1313	1	13/64"	.2031"	2.44"	3.62"
DW1314	1	7/32"	.2188"	2.50"	3.75"
DW1315	1	15/64"	.2344"	2.62"	3.88"
DW1316	1	1/4"	.2500"	2.75"	4.00"
DW1320	1	5/16"	.3125"	3.19"	4.50"
DW1324	1	3/8"	.3750"	3.62"	5.00"
DW1328**	1	7/16"	.4375"	4.06"	5.50"
DW1332**	1	1/2"	.5000"	4.50"	6.00"

**3/8" Reduced shank

TITANIUM SETS

CAT #	DESCRIPTION	INCLUDES
DW1363	13 Pc. Titanium Drill Bit Set	(2) 1/16", 5/64", (2) 3/32", 7/64", (2) 1/8", 9/64", 5/32", 3/16", 7/32", 1/4", TOUGH CASE® Container
DW1341	14 Pc. Titanium Speed Tip Drill Bit Set	(2) 1/16", 5/64", 3/32", 7/64", (2) 1/8", 9/64", 3/16", 7/32", 1/4", 5/16", 3/8", 1/2", TOUGH CASE® Container
DW1342	21 Pc. Titanium Speed Tip Drill Bit Set	(2) 1/16", (2) 5/64", 3/32", 7/64", (2) 1/8", 9/64", 5/32", 11/64", (2) 3/16", (2) 13/64", 7/32", 15/64", 1/4", 5/16", 3/8", 1/2", TOUGH CASE® Container
DW1354	14 Pc. Titanium PILOT POINT® Drill Bit Set	1/16", 5/64", 3/32", 7/64", (2) 1/8", 9/64", 5/32", 3/16", 7/32", 1/4", 5/16", 3/8", 1/2", TOUGH CASE® Container
DW1361	21 Pc. Titanium PILOT POINT® Drill Bit Set	(2) 1/16", (2) 5/64", 3/32", 7/64", (2) 1/8", 9/64", 5/32", 11/64", (2) 3/16", 13/64", 7/32", 15/64", (2) 1/4", 5/16", 3/8", 1/2", TOUGH CASE® Container
DW1369	29 Pc. Titanium PILOT POINT® Drill Bit Set	1/16", 5/64", 3/32", 7/64", 1/8", 9/64", 5/32", 11/64", 3/16", 13/64", 7/32", 15/64", 1/4", 17/64", 9/32", 19/64", 5/16", 21/64", 11/32", 23/64", 3/8", 25/64", 13/32", 27/64", 7/16", 29/64", 15/32", 31/64", 1/2", TOUGH CASE® Container



DW1361

(continued on next page)

METAL & WOOD DRILLING (continued)

GOLD FERROUS PILOT POINT®



CAT #	QTY./CARD	BULK	BULK QTY.	DIA. INCHES	DIA. DECIMAL	DRILLING DEPTH	OVERALL LENGTH
DW1904	2	DW1904B	12	1/16"	.0625"	.88"	1.88"
DW1905	2	DW1905B	12	5/64"	.0781"	1.00"	2.00"
DW1906	2	DW1906B	12	3/32"	.0938"	1.25"	2.25"
DW1907	2	DW1907B	12	7/64"	.1094"	1.50"	2.62"
DW1908	2	DW1908B	12	1/8"	.1250"	1.62"	2.75"
DW1909	1	DW1909B	12	9/64"	.1406"	1.75"	2.88"
DW1910	1	DW1910B	12	5/32"	.1562"	2.00"	3.12"
DW1911	1	DW1911B	12	11/64"	.1719"	2.12"	3.25"
DW1912	1	DW1912B	12	3/16"	.1875"	2.31"	3.50"
DW1913	1	DW1913B	12	13/64"	.2031"	2.44"	3.62"
DW1914	1	DW1914B	12	7/32"	.2188"	2.50"	3.75"
DW1915	1	DW1915B	12	15/64"	.2344"	2.62"	3.88"
DW1916	1	DW1916B	12	1/4"	.2500"	2.75"	4.00"
DW1917	1	DW1917B	12	17/64"	.2656"	2.88"	4.12"
DW1918	1	DW1918B	12	9/32"	.2812"	2.94"	4.25"

CAT #	QTY./CARD	BULK	BULK QTY.	DIA. INCHES	DIA. DECIMAL	DRILLING DEPTH	OVERALL LENGTH
DW1919	1	DW1919B	12	19/64"	.2969"	3.06"	4.38"
DW1920	1	DW1920B	6	5/16"	.3125"	3.19"	4.50"
DW1921	1	DW1921B	6	21/64"	.3281"	3.31"	4.62"
DW1922	1	DW1922B	6	11/32"	.3438"	3.44"	4.75"
DW1923	1	DW1923B	6	23/64"	.3594"	3.50"	4.88"
DW1924	1	DW1924B	6	3/8"	.3750"	3.62"	5.00"
DW1925**	1	DW1925B**	6	25/64"	.3906"	3.75"	5.12"
DW1926**	1	DW1926B**	6	13/32"	.4062"	3.88"	5.25"
DW1927**	1	DW1927B**	6	27/64"	.4219"	3.94"	5.50"
DW1928**	1	DW1928B**	6	7/16"	.4375"	4.06"	5.59"
DW1929**	1	DW1929B**	6	29/64"	.4531"	4.19"	5.75"
DW1930**	1	DW1930B**	6	15/32"	.4688"	4.31"	5.87"
DW1931**	1	DW1931B**	6	31/64"	.4844"	4.38"	5.98"
DW1932**	1	DW1932B**	6	1/2"	.5000"	4.5"	6.00"

**3/8" Reduced shank

GOLD FERROUS PILOT POINT® SETS

CAT #	DESCRIPTION	INCLUDES
DW1169	14 Pc. PILOT POINT® Drill Bit Set	(2) 1/16", 5/64", 3/32", 7/64", (2) 1/8", 9/64", 5/32", 3/16", 7/32", 1/4", 5/16", 3/8", TOUGH CASE® Container
DW1956	16 Pc. PILOT POINT® Drill Bit Set	(2) 1/16", 5/64", 3/32", 7/64", 1/8", 9/64", 5/32", 11/64", 3/16", 13/64", 7/32", 1/4", 5/16", 3/8", 1/2", TOUGH CASE® Container
DW1969	29 Pc. PILOT POINT® Drill Bit Set	1/16", 5/64", 3/32", 7/64", 1/8", 9/64", 5/32", 11/64", 3/16", 13/64", 7/32", 15/64", 1/4", 17/64", 9/32", 19/64", 5/16", 21/64", 11/32", 23/64", 3/8", 25/64", 13/32", 27/64", 7/16", 29/64", 15/32", 31/64", 1/2", Metal Index Container



DW1956



DW1969

BLACK OXIDE



CAT #	DIAMETER	DRILLING DEPTH	OVERALL LENGTH	QTY.
DW1104	1/16"	.88"	1.88"	2
DW1105	5/64"	1"	2"	2
DW1106	3/32"	1.25"	2.25"	2
DW1107	7/64"	1.5"	2.62"	2
DW1108	1/8"	1.62"	2.75"	2
DW1109	9/64"	1.75"	2.88"	1
DW1110	5/32"	2"	3.12"	1
DW1111	11/64"	2.12"	3.25"	1
DW1112	3/16"	2.31"	3.5"	1
DW1113	13/64"	2.44"	3.62"	1
DW1114	7/32"	2.5"	3.75"	1
DW1115	15/64"	2.62"	3.88"	1
DW1116	1/4"	2.75"	4.00"	1
DW1117	17/64"	2.88"	4.12"	1
DW1118	9/32"	2.94"	4.25"	1
DW1119	19/64"	3.06"	4.38"	1
DW1120	5/16"	3.19"	4.5"	1
DW1121	21/64"	3.31"	4.62"	1
DW1122	11/32"	3.44"	4.75"	1
DW1123	23/64"	3.5"	4.88"	1
DW1124	3/8"	3.62"	5.00"	1
DW1125**	25/64"	3.75"	5.12"	1
DW1126**	13/32"	3.88"	5.25"	1
DW1127**	27/64"	3.94"	5.50"	1
DW1128**	7/16"	4.06"	5.59"	1
DW1129**	29/64"	4.19"	5.75"	1

CAT #	DIAMETER	DRILLING DEPTH	OVERALL LENGTH	QTY.
DW1130**	15/32"	4.31"	5.87"	1
DW1131**	31/64"	4.38"	5.98"	1
DW1132**	1/2"	4.5"	6.00"	1
Reduced Shank				
DW1620**	9/16"	3"	6"	1
DW1622**	5/8"	3"	6"	1
DW1623**	11/16"	3"	6"	1
DW1625**	3/4"	3"	6"	1
DW1627***	7/8"	3"	6"	1
DW1629***	1"	3"	6"	1
6" Extended Length Bit				
DW1603	1/8"	1.65"	6"	1
DW1605	3/16"	2.36"	6"	1
DW1607	1/4"	2.83"	6"	1
DW1609	5/16"	3.27"	6"	1
DW1611	3/8"	3.74"	6"	1
DW1615	1/2"	4.65"	6"	1
12" Extended Length Bit				
DW1602	1/8"	1.65"	12"	1
DW1604	3/16"	2.36"	12"	1
DW1606	1/4"	2.83"	12"	1
DW1608	5/16"	3.26"	12"	1
DW1610	3/8"	3.74"	12"	1
DW1612**	7/16"	4.17"	12"	1
DW1614**	1/2"	4.64"	12"	1

**3/8" Reduced shank

***1/2" Reduced shank

(continued on next page)



DW1116

METAL & WOOD DRILLING (continued)

BLACK OXIDE SETS

CAT #	DESCRIPTION	INCLUDES
DW1163	13 Pc. Black Oxide Drill Bit Set	(2) 1/16", 5/64", (2) 3/32", 7/64", (2) 1/8", 9/64", 5/32", 3/16", 7/32", 1/4", TOUGH CASE® Container
DW1167	17 Pc. Black Oxide Drill Bit Set	(2) 1/16", 5/64", 3/32", 7/64", 1/8", 9/64", 5/32", 11/64", 3/16", 13/64", 7/32", 15/64", 1/4", 5/16", 3/8", 1/2", TOUGH CASE® Container
DW1176	16 Pc. Black Oxide Drill Bit Set	(2) 1/16", 5/64", 3/32", 7/64", 1/8", 9/64", (2) 5/32", 11/64", (2) 3/16", 7/32", 1/4", 5/16", 3/8", TOUGH CASE® Container
DW1177	20 Pc. Black Oxide Drill Bit Set	(3) 1/16", 5/64", (2) 3/32", 7/64", (2) 1/8", 9/64", 5/32", 11/64", 3/16", 13/64", 7/32", 15/64", 1/4", 5/16", 3/8", 1/2", TOUGH CASE® Container
DW1162	14 Pc. Black Oxide Drill Bit Set	(2) 1/16", 5/64", 3/32", 7/64", (2) 1/8", 9/64", 5/32", 3/16", 7/32", 1/4", 5/16", 3/8", TOUGH CASE® Container



DW1177

IMPACT READY® IMPACT DRIVER ACCESSORIES

See Page 86 for **IMPACT READY®** Drilling Listings

STEP BITS

STEP DRILL BITS



CAT #	DESCRIPTION	# OF HOLES	STEP INCREMENTS	SHANK DIAMETER	MAX. MAT. THICKNESS
Rotary					
DW1787	3/4" – 1-3/8" Step Drill Bit	11	1/16"	3/8"	1/8"
Hex Shank - IMPACT READY®					
DWA1783IR	1/8" – 1/2" Step Drill Bit - IMPACT READY®	13	1/32"	1/4"	1/8"
DWA1784IR	3/16" – 1/2" Step Drill Bit - IMPACT READY®	6	1/16"	1/4"	5/16"
DWA1786IR	3/16" – 7/8" Step Drill Bit - IMPACT READY®	12	1/16"	1/4"	1/8"
DWA1789IR	7/8" – 1-1/8" Step Drill Bit - IMPACT READY®	2	-	1/4"	1/8"
DWA1790IR	3 Pc. Step Drill Bit Set - IMPACT READY®	19 Total	1/32" 1/16" 1/16"	1/4" 1/4" 1/4"	1/8" 5/16" 1/8"



See Page 86 for **IMPACT READY®** Step Drill Bit Listings

WOOD DRILLING



HEAVY-DUTY SELF FEED BITS***

CAT #	DESCRIPTION	CAT #	DESCRIPTION
DW1630	1"	DW1639	2-9/16"
DW1631	1-1/8"	DW1640	3"
DW1632	1-1/4"	DW1641	3-5/8"
DW1633	1-3/8"	DW1642	4-5/8"
DW1634	1-1/2"	DW1646	5-1/2" Extension
DW1635	1-3/4"	DW1647	12" Extension
DW1636	2"	DW1650	Replacement Parts (DW1630-DW1639)
DW1637	2-1/8"	DW1651	Replacement Parts (DW1640-DW1642)
DW1638	2-1/4"		

***7/16" Quick change shank

HEAVY-DUTY SELF FEED BIT SETS

CAT #	DESCRIPTION	INCLUDES
DW1648	5 Pc. Self Feed Bit Set	1-3/8", 1-1/2", 2-1/8", 2-9/16", 5-1/2" Extension
DW1649	8 Pc. Self Feed Bit Set	1", 1-1/8", 1-1/4", 1-1/2", 1-3/4", 2-1/8", 2-9/16", 5-1/2" Extension



DW1649

(continued on next page)

WOOD DRILLING *(continued)*

HEAVY-DUTY SPADE BITS



CAT #	DESCRIPTION	CAT #	DESCRIPTION	CAT #	DESCRIPTION
DW1570	1/4" x 6"	DW1579	13/16" x 6"	DW1590	3/8" x 16"
DW1571	5/16" x 6"	DW1580**	7/8" x 6"	DW1591	1/2" x 16"
DW1572	3/8" x 6"	DW1581	15/16" x 6"	DW1592	5/8" x 16"
DW1573	7/16" x 6"	DW1582**	1" x 6"	DW1593	3/4" x 16"
DW1574	1/2" x 6"	DW1583**	1-1/8" x 6"	DW1594	7/8" x 16"
DW1575**	9/16" x 6"	DW1584**	1-1/4" x 6"	DW1595	1" x 16"
DW1576**	5/8" x 6"	DW1585	1-3/8" x 6"	DW1588	6" Extension
DW1577	11/16" x 6"	DW1586	1-1/2" x 6"	DW1589	12" Extension
DW1578**	3/4" x 6"				

**Available in bulk 25 packs

HEAVY-DUTY SPADE BIT SET

CAT #	DESCRIPTION	INCLUDES
DW1587	6 Pc. Wood Boring Bit Set	3/8", 1/2", 5/8", 3/4", 7/8", 1"



DW1587

POWER SHIP AUGER BITS***



CAT #	DIA.	FLUTE LENGTH	OVERALL LENGTH	CAT #	DIA.	FLUTE LENGTH	OVERALL LENGTH
Short				Long			
DW1665	5/8"	4"	6"	DW1680	9/16"	12"	17"
DW1666	11/16"	4"	6"	DW1681	5/8"	12"	17"
DW1667	3/4"	4"	6"	DW1682	11/16"	12"	17"
DW1668	13/16"	4"	6"	DW1683	3/4"	12"	17"
DW1669	7/8"	4"	6"	DW1684	13/16"	12"	17"
DW1670	15/16"	4"	6"	DW1685	7/8"	12"	17"
DW1671	1"	4"	6"	DW1686	15/16"	12"	17"
DW1672	1-1/16"	4"	6"	DW1687	1"	12"	17"
DW1673	1-1/8"	4"	6"	DW1688	1-1/16"	12"	17"
DW1674	1-1/4"	4"	6"	DW1689	1-1/8"	12"	17"
DW1675	1-3/8"	4"	6"	DW1690	1-1/4"	12"	17"
DW1676	1-1/2"	4"	6"	DW1691	1-3/8"	12"	17"
				DW1692	1-1/2"	12"	17"

***7/16" Quick change shank



BELL HANGER BITS



CAT #	DIA.	LENGTH	CAT #	DIA.	LENGTH
DW1768	1/4"	12"	DW1776	7/16"	18"
DW1769	5/16"	12"	DW1777	1/2"	18"
DW1770	3/8"	12"	DW1778	1/4"	24"
DW1771	7/16"	12"	DW1779	5/16"	24"
DW1772	1/2"	12"	DW1780	3/8"	24"
DW1773	1/4"	18"	DW1781	7/16"	24"
DW1774	5/16"	18"	DW1782	1/2"	24"
DW1775	3/8"	18"			



BRAD POINT



CAT #	DIA. INCHES	DIA. DECIMAL	FLUTE LENGTH	OVERALL LENGTH	QTY./CARD
DW1702	1/8"	.1250"	1.75"	2.75"	1
DW1704	3/16"	.1875"	2.25"	3.38"	1
DW1706	1/4"	.2500"	2.50"	4.00"	1
DW1708	5/16"	.3125"	3.13"	4.75"	1
DW1710	3/8"	.3750"	3.50"	5.25"	1
DW1714	1/2"	.500"	4.00"	6.00"	1

BRAD POINT SETS

CAT #	DESCRIPTION	INCLUDES
DW1720	6 Pc. Brad Point Bit Set	1/8", 3/16", 1/4", 5/16", 3/8", 1/2"



DW1720

FASTENING ACCESSORIES

1" BIT TIPS



CAT #	DESCRIPTION	QTY.
⊕ 1" Phillips Bit Tips		
DW2001	#1 Phillips	2
DW2001BL**	#1 Phillips	100
DW2002	#2 Phillips	2
DW2002B10	#2 Phillips	10
DW2002BL**	#2 Phillips	100
DW2003	#3 Phillips	2
DW2003BL**	#3 Phillips	100
DW2002X10	#2 Phillips - Bit Box	10
DW2002B30	#2 Phillips - Bit Box	30
⊕ 1" Drywall Bit Tips		
DW2125	#2 Drywall	25
DW2004BL**	#2 Drywall	100
⊕ 1" Deck Bit Tip		
DW2025	Deck Bit Tip	3

CAT #	DESCRIPTION	QTY.
⊖ 1" Slotted Bit Tips		
DW2006	#6 Slotted	2
DW2008	#8 Slotted	2
DW2008BL**	#8 Slotted	100
DW2010	#10 Slotted	2
DW2010BL**	#10 Slotted	100
DW2012	#12 Slotted	2
⊖ 1" Square Recess Bit Tips		
DW2201	#1 Square Recess	2
DW2202	#2 Square Recess	2
DW2202B10	#2 Square Recess	10
DW2200	#2 Square Recess	25
DW2203	#3 Square Recess	2
DW2203BL**	#3 Square Recess	100

CAT #	DESCRIPTION	QTY.
⊕ 1" Torx® Bit Tips		
DW2615B**	T15 Torx®	50
DW2620B**	T20 Torx®	50
DW2625B**	T25 Torx®	50
DW2627B**	T27 Torx®	50
DW2630B**	T30 Torx®	50

*Torx® is a registered trademark of Textron
**Bulk

IMPACT READY
IMPACT DRIVER ACCESSORIES

See Page 84 for
IMPACT READY®
Bit Tip Listings
& Power Bit Listings

POWER BITS



CAT #	DESCRIPTION	LENGTH	QTY.
⊕ Phillips Power Bits			
DW2021	#1 Phillips	2"	1
DW2022	#2 Phillips	2"	1
DW2115	#2 Phillips - Multi-Pack	2"	5
DW2022B**	#2 Phillips	2"	100
DW2023	#3 Phillips	2"	1
DW2023B**	#3 Phillips	2"	100
DW2031	#1 Phillips	3-1/2"	1
DW2032	#2 Phillips	3-1/2"	1
DW2033	#3 Phillips	3-1/2"	1
DW2061	#1 Phillips	6"	1
DW2062	#2 Phillips	6"	1
DW2063	#3 Phillips	6"	1
DW2022B6	#1 Phillips	2"	6
⊕ Deck Power Bits			
DW2021	Deck	2"	3

CAT #	DESCRIPTION	LENGTH	QTY.
⊖ Slotted Power Bits			
DW2015	#6 Slotted	2"	1
DW2016	#8 Slotted	2"	1
DW2017	#10 Slotted	2"	1
DW2036	#6 Slotted	3-1/2"	1
DW2038	#8 Slotted	3-1/2"	1
DW2040	#10 Slotted	3-1/2"	1
DW2065	#8 Slotted	6"	1
⊖ Square Recess Power Bits			
DW2211	#1 Square Recess	2"	1
DW2212	#2 Square Recess	2"	1
DW2212B	#2 Square Recess	2"	100
DW2213	#3 Square Recess	2"	1
DW2231	#1 Square Recess	3-1/2"	1
DW2232	#2 Square Recess	3-1/2"	1
DW2233	#3 Square Recess	3-1/2"	1

CAT #	DESCRIPTION	LENGTH	QTY.
⊖ Square Recess Power Bit (continued)			
DW2261	#1 Square Recess	6"	1
DW2262	#2 Square Recess	6"	1
DW2263	#3 Square Recess	6"	1
⊕ Torx® Power Bit			
DW2645B**	T10 Torx®	2"	50
DW2648B**	T15 Torx®	2"	50
DW2660B**	T20 Torx®	2"	50
DW2665B**	T25 Torx®	2"	50
DW2670B**	T30 Torx®	2"	50
DW2680B**	T40 Torx®	2"	50
DW2648	T15 Torx®	2"	1
DW2660	T20 Torx®	2"	1
DW2665	T25 Torx®	2"	1
DW2670	T30 Torx®	2"	1

*Torx® is a registered trademark of Textron
**Bulk

DOUBLE ENDED BITS



CAT #	DESCRIPTION	QTY.
DW2024	PH#2/SL#8	1
DW2024B**	PH#2/SL#8	100
DW2028	PH#2/PH#2	1
DW2028B**	PH#2/PH#2	100

CAT #	DESCRIPTION	QTY.
DW2029	PH#2/PH#2	5
DW2215	PH#2/SQ#2	3
DW2024B6	PH#2/SL#6	6
DW2028B6	PH#2/PH#2	6

**Bulk

BIT TIP HOLDERS



CAT #	DESCRIPTION	QTY.
DW2046	2" Magnetic	1
DW2050	Quick Change Magnetic	1
Hog Ring***		
DW2045	3" Magnetic with Hog Ring	1
DW2045B**	3" Magnetic with Hog Ring	50

**Bulk

***Hog ring helps secure bit, must use pliers to remove bit

IMPACT READY
IMPACT DRIVER ACCESSORIES

See Page 85 for **IMPACT READY®**
Bit Tip Holder Listings

(continued on next page)

FASTENING ACCESSORIES (continued)

MAGNETIC DRIVE GUIDES



CAT #	DESCRIPTION	QTY.
DW2054	Compact Magnetic Drive Guide	1
DW2055	6" Magnetic Drive Guide	1
DW2055B**	6" Magnetic Drive Guide	25

**Bulk

MAGNETIC DRIVE GUIDE SETS

CAT #	DESCRIPTION
DW2095	7 Pc. Magnetic Drive Guide Set
DW2052	10 Pc. Magnetic Drive Guide Set with #2 Square Recess Bit Tips
DW2053	16 Pc. Magnetic Drive Guide Set
DW2089CS	12 Pc. Magnetic Drive Guide Set - Clipstrip
DW2097CS	14 Pc. Magnetic Drive Guide Set - Clipstrip
DW2053CS	16 Pc. Magnetic Drive Guide Set - Clipstrip



DW2095

MAGNETIC NUT DRIVERS



CAT #	DESCRIPTION	QTY.	CAT #	DESCRIPTION	QTY.	CAT #	DESCRIPTION	QTY.
DW2218	1/4" x 1-7/8"	1	DW2222	5/16" x 2-9/16"	1	DW2219B2	5/16" x 1-7/8"	2
DW2218B**	1/4" x 1-7/8"	50	DW2222B**	5/16" x 2-9/16"	50	DW2219B3	5/16" x 1-7/8"	3
DW2219	5/16" x 1-7/8"	1	DW2223	3/8" x 1-7/8"	1	DW2218B3	1/4" x 2-9/16"	3
DW2219B**	5/16" x 1-7/8"	50	DW2223B**	3/8" x 1-7/8"	50	DW2227	7/8" x 1-7/8"	3
DW2220	3/8" x 1-7/8"	1	DW2224	3 Pc. Nutdriver Set (1/4", 5/16", 3/8")	1	DW2227B**	7/8" x 1-7/8"	50
DW2220B**	3/8" x 1-7/8"	50	DW2225	Acoustical Eye Lag Driver	1	DW2224	3 Pc. Nut Driver Set (1/4", 5/16", 3/8")	1
DW2221	1/4" x 2-9/16"	1	DW2225B**	Acoustical Eye Lag Driver	50	DW2228	7/16" x 2-9/16"	1
DW2221B**	1/4" x 2-9/16"	50	DW2218B2	1/4" x 1-7/8"	2	DW2228B**	7/16" x 2-9/16"	50

**Bulk

IMPACT READY[®]

IMPACT DRIVER ACCESSORIES

See Page 84 - 85 for IMPACT READY[®] Nut Driver and Socket Listings



DW2176



DWMTTC

SCREWDRIVING SETS

CAT #	DESCRIPTION
TOUGH CASE[®] Sets	
DW2160	13 Pc. Screwdriving Set with TOUGH CASE [®] Container
DW2161	21 Pc. Screwdriving Set with TOUGH CASE [®] Container
DW2162	29 Pc. Screwdriving Set with TOUGH CASE [®] Container
DW2163	37 Pc. Screwdriving Set with TOUGH CASE [®] Container
DW2166	45 Pc. Screwdriving Set with TOUGH CASE [®] Container
DW2167	25 Pc. Screwdriving Set with TOUGH CASE [®] Container
DW2174	18 Pc. Screwdriving Set with TOUGH CASE [®] Container
DW2176	37 Pc. Screwdriving Set with TOUGH CASE [®] Container
DW2587	80 Pc. Screwdriving Set with TOUGH CASE [®] Container

CAT #	DESCRIPTION
Magnetic TOUGH CASE[®] Sets	
DWMTTC15	15 Pc. Screwdriving Set with Magnetic TOUGH CASE [®] Container

CAT #	DESCRIPTION
Compact TOUGH CASE[®] Sets	
DWAX100	31 Pc. Screwdriving Set with Compact TOUGH CASE [®] Container
DWAX200	31 Pc. Security Set with Compact TOUGH CASE [®] Container

CAT #	DESCRIPTION
Cases	
DW2190	Medium TOUGH CASE [®] Container - Case Only
DWMTTC	Magnetic TOUGH CASE [®] Container - Case Only

SPECIALTY BIT PACKS

CAT #	DESCRIPTION	INCLUDES
DW2067	7 Pc. Torx [®] Bit Set	T10, T15, T20, T25, T27, T30, T40
DW2067SCR	7 Pc. Security Torx [®] Set	T10, T15, T20, T25, T27, T30, T40
DW2068	9 Pc. 1" Hex Bit Set	5/64", 3/32", 7/64", 1/16", 1/8", 9/64", 5/32", 3/16", 1/4"
DW2069	3 Pc. POZIDRIV [®] * 1" Bit Set	#1, #2, #3

*Torx[®] is a registered trademark of Textron and POZIDRIV[®] is a registered trademark of the Philips Screw Company



DW2067

SCREW SETTERS

CAT #	DESCRIPTION	QTY.
DW2014	Drywall Screw Setter	1
DW2014B**	Drywall Screw Setter	100
DW2043	Adjustable Screw Setter - Non Magnetic	1

**Bulk



IMPACT READY[®]

IMPACT DRIVER ACCESSORIES

See Page 86 for IMPACT READY[®] Sets Listings

QUICK CHANGE ACCESSORIES

DRILL DRIVE SETS



CAT #	DESCRIPTION	INCLUDES
DW2730	8 Pc. Drill Drive Set	Drill Drive Holder, Drill Drive Connector, #6 & #8 Drill Bits with Countersinks, #8 Replacement Drill Bit, 3 Screwdriver Bit Tips, Heavy-Duty Container
DW2735P	12 Pc. Drill Drive Set	Drill Drive Holder, Drill Drive Connector, #6, #8 & #10 Drill Bits with Countersinks, #6 (2), #8 & #10 Replacement Drill Bits, 3 Screwdriver Bit Tips, Heavy-Duty Container

Drill Drive Replacement Countersinks & Drill Bits are Listed Below

RAPID LOAD[®] QUICK CHANGE ACCESSORIES



CAT #	DESCRIPTION
Countersinks	
DW2537	#6 Countersink Replacement Drill Bit 9/64"
DW2538	#8 Countersink Replacement Drill Bit 11/64"
DW2539	#10 Countersink Replacement Drill Bit 3/16"
DW2540	#12 Countersink Replacement Drill Bit 7/32"
DW2567	#6 Countersink with 9/64" Drill Bit
DW2568	#8 Countersink with 11/64" Drill Bit
DW2569	#10 Countersink with 3/16" Drill Bit
DW2570	#12 Countersink with 7/32" Drill Bit
DW2535	3 Pc. Countersink Set #6, #8, #10

CAT #	DESCRIPTION
Rotary Masonry Drill Bits	
DW2572	5/32" Rotary Masonry Bit
DW2573	3/16" Rotary Masonry Bit
DW2574	1/4" Rotary Masonry Bit
DW2571	3 Pc. Countersink Set 5/32", 3/16", 1/4"
Socket Adapters	
DW2541	1/4" Socket Adapter
DW2542	3/8" Socket Adapter

RAPID LOAD[®] QUICK CHANGE ACCESSORY SYSTEM

These ACCESSORIES also fit the RAPID LOAD[®] Holder but are found in separate listings in this catalog.

Power Bits - Page 92
 Bit Tip Holders - Page 92
 Magnetic Nut Drivers - Page 93
 Magnetic Drive Guides - Page 93

RAPID LOAD[®] HOLDER



CAT #	DESCRIPTION
DW2505	RAPID LOAD [®] Hex Holder
DWA2500	RAPID LOAD [®] Holder with SureSet [™] System

- Pressure-activated ball-groove system for rapid loading and strong retention
- Impact & rust resistant nickel plated nose for extended use
- Stainless steel interior parts for greater durability and magnetic to hold fasteners
- The RAPID LOAD[®] holder fits all brands of 3/8" and 1/2" cordless and corded drills, as well as 7 in 1 Screwdrivers
- Able to hold 1" bit tips, 1" double ended bit tips and all 1/4" hex shank accessories

RAPID LOAD[®] SETS

CAT #	DESCRIPTION
DW2502	17 Pc. RAPID LOAD [®] Set
DW2503	20 Pc. RAPID LOAD [®] Set
DW2504	27 Pc. RAPID LOAD [®] Set with Magnetic Compact
DW2507	6 Pc. RAPID LOAD [®] Set with Magnetic Compact
DW2513	15 Pc. RAPID LOAD [®] Set
DW2518	30 Pc. RAPID LOAD [®] Set
DW2521	28 Pc. RAPID LOAD [®] Set
DW2522	32 Pc. RAPID LOAD [®] Set
DW2530	35 Pc. RAPID LOAD [®] Set with Magnetic Compact



DW2502



DW2507



Longer Life**

Proprietary coating, steel construction, tooth geometry and blade thickness help to reduce heat build-up

Outstanding Durability

Thick and wide blade

Efficient Cutting Performance

Variable pitch 14/18 TPI



SCAN FOR MORE INFO

**2X life vs. LENOX® 118R LAZER® series in 1018 steel

RECIPROCATING SAW BLADE SELECTION GUIDE

MATERIALS	WOOD	NAIL-EMBEDDED WOOD	WOOD SCROLLING	DEMOLITION/FIRE & RESCUE	PVC	CAST IRON	THICK METAL ≥ 1/8"	MEDIUM METAL 1/16" - 1/8"	THIN METAL ≤ 1/16"	METAL SCROLLING	DRYWALL/PLASTER	CEMENT BOARD
BEST	Demolition with <i>PlungePoint</i> DW4862 DW4863 DW4860		Wood Scrolling Blade DW4816	First Response DW4864 DW4865 DW4861	Bi-Metal DW4802 DW4803 DW4804	2X DWA4186 DWA4188 DWA41812				Metal Scrolling DW4815	Drywall/Plaster DW4851	Carbide Grit DW4843 DW4844
BETTER	Bi-Metal with <i>PlungePoint</i> DW4808 DW4803 DW4804			Multi-Material DW4845 DW4846 DW4839B25		Demolition Metal 14 TPI 6" DW4866 9" DW4868 18 TPI 6" DW4867 9" DW4869 12" DW4871					Multi-Material DW4845 DW4846 DW4839B25	
GOOD	Bi-Metal DW4847 DW4848 DW4849					Bi-Metal 14 TPI 4" DW4807			Bi-Metal DW4808 DW4809 DW4838	Bi-Metal DW4810 DW4811 DW4812 DW4822B25	Bi-Metal DW4812 DW4813	

RECIPROCATING SAW BLADES

PREMIUM METAL CUTTING



CAT #	BLADE LENGTH	TPI	BLADE TYPE
5 Packs			
DWA4186	6"	14/18	Straight
DWA4188	8"	14/18	Straight
DWA41812	12"	14/18	Straight
25 Packs			
DWA4186B25	6"	14/18	Straight
DWA4188B25	8"	14/18	Straight
DWA41812B25	12"	14/18	Straight
100 Packs			
DWA4186B	6"	14/18	Straight
DWA4188B	8"	14/18	Straight
DWA41812B	12"	14/18	Straight

METAL CUTTING



CAT #	BLADE LENGTH	TPI	BLADE TYPE
2 Packs			
DW4808-2	6"	14	Straight
DW4810-2	4"	18	Straight
DW4811-2	6"	18	Straight
DW4813-2	6"	24	Straight
5 Packs			
DW4807	4"	14	Straight
DW4808	6"	14	Straight
DW4809	8"	14	Straight
DW4838	12"	14	Straight
DW4810	4"	18	Straight
DW4811	6"	18	Straight
DW4821	8"	18	Straight
DW4812	4"	24	Straight
DW4813	6"	24	Straight
DW4846L	9"	10/14	Straight

CAT #	BLADE LENGTH	TPI	BLADE TYPE
25 Packs			
DW4807B25	4"	14	Straight
DW4808B25	6"	14	Straight
DW4809B25	8"	14	Straight
DW4810B25	4"	18	Straight
DW4811B25	6"	18	Straight
DW4821B25	8"	18	Straight
DW4822B25	12"	18	Straight
DW4812B25	4"	24	Straight
DW4813B25	6"	24	Straight
100 Packs			
DW4807B	4"	14	Straight
DW4808B	6"	14	Straight
DW4809B	8"	14	Straight
DW4811B	6"	18	Straight
DW4821B	8"	18	Straight
DW4813B	6"	24	Straight

RECIPROCATING SAW BLADES (continued)



DEMOLITION

CAT #	BLADE LENGTH	TPI	BLADE TYPE
5 Packs			
DW4862	6"	6	Taper
DW4863	9"	6	Taper
DW4860	12"	6	Taper
DW4861	4"	10	Straight
DW4864	6"	10	Straight
DW4865	9"	10	Straight
DW4870	12"	10	Straight
DW4866	6"	14	Straight
DW4868	9"	14	Straight
DW4867	6"	18	Straight
DW4869	9"	18	Straight
DW4871	12"	18	Straight
25 Packs			
DW4863B25	9"	6	Taper
DW4864B25	6"	10	Straight
DW4865B25	9"	10	Straight
DW4868B25	9"	14	Straight
100 Packs			
DW4863B	9"	6	Taper
DW4864B	6"	10	Straight
DW4865B	9"	10	Straight
DW4866B	6"	14	Straight
DW4868B	9"	14	Straight

MULTI-MATERIAL

CAT #	BLADE LENGTH	TPI	BLADE TYPE
2 Packs			
DW4806-2	6"	10	Straight
DW4845-2	6"	10/14	Straight
5 Packs			
DW4845	6"	10/14	Straight
DW4846	8"	10/14	Straight
25 Packs			
DW4806B25	6"	10	Straight
DW4845B25	6"	10/14	Straight
DW4846B25	8"	10/14	Straight
DW4839B25	12"	10/14	Straight
100 Packs			
DW4806B	6"	10	Straight
DW4845B	6"	10/14	Straight
DW4846B	8"	10/14	Straight
DW4839B	12"	10/14	Straight

WOOD CUTTING

CAT #	BLADE LENGTH	TPI	BLADE TYPE
2 Packs			
DW4802-2	6"	6	Taper
DW4804-2	12"	6	Taper
DW4847-2	6"	5/8	Taper
5 Packs			
DW4801	6"	3	Taper
DW4802	6"	6	Taper
DW4803	9"	6	Taper
DW4804	12"	6	Taper
DW4847	6"	5/8	Taper
DW4848	9"	5/8	Taper
DW4849	12"	5/8	Taper
DW4850	6"	6	Straight
25 Packs			
DW4802B25	6"	6	Taper
DW4803B25	9"	6	Taper
DW4804B25	12"	6	Taper
DW4847B25	6"	5/8	Taper
100 Packs			
DW4802B	6"	6	Taper
DW4803B	9"	6	Taper
DW4804B	12"	6	Taper



DW4856



DW4892

SETS

CAT #	DESCRIPTION	INCLUDES
DW4853	3 Pc. Bi-Metal Saw Blade Set	DW4802, DW4806, DW4811
DW4875	3 Pc. Cordless Bi-Metal Saw Blade Set	DW4876, DW487, DW4878
DW4857	5 Pc. Bi-Metal Saw Blade Set	(2) DW4802, DW4808, DW4811, DW4813
DW4856	6 Pc. Bi-Metal Saw Blade Set	DW4802, DW4847, DW4806, DW4808, DW4811, DW4813
DW4896	6 Pc. Bi-Metal Saw Blade Set with Telescoping Case	(2) DW4809, (2) DW4803, (2) DW4865
DW4892	12 Pc. Bi-Metal Saw Blade Set with Telescoping Case	(3) DW4802, (2) DW4811, (2) DW4809, (2) DW4803, DW4865
DW4890	15 Pc. Bi-Metal Saw Blade Set with Medium TOUGH CASE®	(5) DW4802, (5) DW4808, (5) DW4811
DW4897	15 Pc. Bi-Metal Saw Blade Set with Telescoping Case	(4) DW4802, (4) DW4811, (3) DW4809, (3) DW4803, DW4865
DW4898	10 Pc. Bi-Metal Reciprocating Saw Blade Set with Case	(4) DW4802, (4) DW4811, (1) DW4809, (1) DW4803
DW4899	16 Pc. Bi-Metal Reciprocating Saw Blade Set with Case	(6) DW4802, (5) DW4811, (2) DW4809, (2) DW4803, DW4865



SPECIALTY

CAT #	BLADE LENGTH	TPI	BLADE TYPE
Scroll Cutting Blades			
DW4814	3-1/2"	14	General Purpose
DW4815	3-1/2"	18	Metal
DW4816	6"	6	Wood
Drywall Cutting Blades			
DW4851	6"	6	Taper
Carbide Grit Edge Blades			
DW4844	6"	Coarse	Straight
DW4843	8"	Coarse	Straight
Cordless Bi-Metal Blades			
DW4876	6"	5/8	Taper
DW4878	6"	18	Straight

HOLE SAWS

BI-METAL



Wider Shoulder Adds Tooth Strength

Double Tooth Design
Increases life for greater number of holes

Competition

CAT #	SIZE Inches	SIZE Metric	MAX SPEED
D180009	9/16"	14mm	550
D180010	5/8"	16mm	530
D180011	11/16"	17mm	500
D180012	3/4"	19mm	460
D180098	-	20mm	425
D180013	13/16"	21mm	425
D180014	7/8"	22mm	390
D180015	15/16"	24mm	370
D180016	1"	25mm	350
D180017	1-1/16"	27mm	325
D180018	1-1/8"	29mm	300
D180019	1-3/16"	30mm	285
D180020	1-1/4"	32mm	275

CAT #	SIZE Inches	SIZE Metric	MAX SPEED
D180021	1-5/16"	33mm	260
D180022	1-3/8"	35mm	250
D180023	1-7/16"	37mm	240
D180024	1-1/2"	38mm	230
D180025	1-9/16"	40mm	220
D180026	1-5/8"	41mm	210
D180027	1-11/16"	43mm	205
D180028	1-3/4"	44mm	195
D180029	1-13/16"	46mm	190
D180030	1-7/8"	48mm	180
D180032	2"	51mm	170
D180033	2-1/16"	52mm	165

CAT #	SIZE Inches	SIZE Metric	MAX SPEED
D180034	2-1/8"	54mm	160
D180036	2-1/4"	57mm	150
D180038	2-3/8"	60mm	140
D180040	2/1/2"	64mm	135
D180041	2-9/16"	65mm	130
D180042	2-5/8"	67mm	130
D180043	-	68mm	125
D180044	2-3/4"	70mm	125
D180046	2-7/8"	73mm	120
D180048	3"	76mm	115
D180050	3-1/8"	79mm	110
D180052	3-1/4"	83mm	105
D180054	3-3/8"	86mm	100

CAT #	SIZE Inches	SIZE Metric	MAX SPEED
D180056	3-1/2"	89mm	95
D180058	3-5/8"	92mm	95
D180060	3-3/4"	94mm	90
D180062	3-7/8"	98mm	85
D180064	4"	102mm	85
D180066	4-1/8"	105mm	85
D180068	4-1/4"	108mm	80
D180072	4-1/2"	114mm	75
D180076	4-3/4"	121mm	70
D180080	5"	127mm	65
D180088	5-1/2"	140mm	60
D180096	6"	152mm	55

MANDRELS



DW1810



DW1803

CAT #	TYPE	SHANK SIZE	CHUCK SIZE	HOLE SAW SIZE
DW1800	Standard	1/4"	1/4"	9/16" to 1-3/16"
DW1801	Standard	3/8"	3/8"	9/16" to 1-3/16"
DW1810	Quick Change	3/8"	3/8"	9/16" to 1-3/16"
DW1818	Standard	3/8"	3/8"	1-1/4" to 3"
DW1805	Quick Change	3/8"	3/8"	1-1/4" to 3"

CAT #	TYPE	SHANK SIZE	CHUCK SIZE	HOLE SAW SIZE
DW1802	Standard	7/16"	1/2"	1-1/4" to 6"
DW1803	Quick Change	7/16"	1/2"	1-1/4" to 6"
DW1807	Short Replacement Pilot Bit	-	-	3"
DW1808	Long Replacement Pilot Bit	-	-	4"

IMPACT READY
IMPACT DRIVER ACCESSORIES

See Page 86 for **IMPACT READY®** Hole Saw Listings

SETS

CAT #	DESCRIPTION	INCLUDES
D180001	9 Pc. Plumber's Hole Saw Set	3/4", 7/8", 1-1/8", 1-1/2", 1-3/4", 2-1/4", Small Quick Change Mandrel, Large Quick Change Mandrel, Replacement Parts
D180002	9 Pc. Electrician's Hole Saw Set	7/8", 1-1/8", 1-3/8", 1-3/4", 2", 2-1/2", Small Quick Change Mandrel, Large Quick Change Mandrel, Replacement Parts
D180005	13 Pc. Master Hole Saw Set	3/4", 7/8", 1", 1-1/8", 1-3/8", 1-1/2", 1-3/4", 2", 2-1/8", 2-1/2", Small Quick Change Mandrel, Large Quick Change Mandrel, Replacement Parts
D180004	Door Lock Installation Kit	1", 2-1/8" Holesaws, Mandrel, Adapter, Drill Guide



D180001



D180004

BANDSAW BLADES

BI-METAL PORTABLE BANDSAW BLADES



CAT #	TPI	THICKNESS	LENGTH	HEIGHT	PACK
DW3981	10	.020"	44-7/8"	1/2"	3
DW3981B	10	.020"	44-7/8"	1/2"	100
DW3982	14	.020"	44-7/8"	1/2"	3
DW3982B	14	.020"	44-7/8"	1/2"	100
DW3983	18	.020"	44-7/8"	1/2"	3
DW3983B	18	.020"	44-7/8"	1/2"	100

CAT #	TPI	THICKNESS	LENGTH	HEIGHT	PACK
DW3984	24	.020"	44-7/8"	1/2"	3
DW3984B	24	.020"	44-7/8"	1/2"	100
DW3985	10/14	.020"	44-7/8"	1/2"	3
DW3985B	10/14	.020"	44-7/8"	1/2"	100
DW3986	14/18	.020"	44-7/8"	1/2"	3
DW3986B	14/18	.020"	44-7/8"	1/2"	100

CAT #	TPI	THICKNESS	LENGTH	HEIGHT	PACK
DW3987	10	.025"	44-7/8"	1/2"	3
DW3988	14	.025"	44-7/8"	1/2"	3
DW3989	18	.025"	44-7/8"	1/2"	3
DW3991	10/14	.025"	44-7/8"	1/2"	3
DW3992	14/18	.025"	44-7/8"	1/2"	3

JIG SAW BLADES



T-SHANK



CAT #	DESCRIPTION	CUTTING LENGTH	TPI	QTY.
High Performance WOOD Cutting (HCS) Adapters				
DW3750H2	Fast Cutting	4"	6	2
DW3750H	Fast Cutting	4"	6	5
DW3750H50	Fast Cutting	4"	6	50
DW3753H2	Clean Cutting	4"	6	2
DW3753H	Clean Cutting	4"	6	5
DW3753H50	Clean Cutting	4"	6	50
DW3755H2	Aluminum/Fiberglass	4"	8	2
DW3755H	Aluminum/Fiberglass	4"	8	5
DW3755H50	Aluminum/Fiberglass	4"	8	50
DW3760H2	Fine Cut Smooth Finish	4"	10	2
DW3760H	Fine Cut Smooth Finish	4"	10	5
DW3760H50	Fine Cut Smooth Finish	4"	10	50
DW3762H2	Laminate Down Cutting	4"	10	2
DW3762H	Laminate Down Cutting	4"	10	5
DW3762H50	Laminate Down Cutting	4"	10	50
DW3765H2	Trim Coping	3"	12	2
DW3765H	Trim Coping	3"	12	5

CAT #	DESCRIPTION	CUTTING LENGTH	TPI	QTY.
Cobalt Steel WOOD Cutting				
DW3750-5	Fast Cutting	4"	6	5
DW3751-5	Wide Body	4"	6	5
DW3753-5	Clean Cutting	4"	6	5
DW3755-5	Aluminum/Fiberglass	4"	8	5
DW3760-5	Fine Cut Smooth Finish	4"	10	5
DW3762-5	Laminate Down Cutting	4"	10	5
DW3765-5	Scrolling	3"	12	5
METAL Cutting				
DW3770-5	Metal Cutting	3"	14	5
DW3770B50	Metal Cutting	3"	14	50
DW3774-5	Metal Cutting	3"	18	5
DW3774B50	Metal Cutting	3"	18	50
DW3776-5	Metal Cutting	3"	24	5
DW3776B50	Metal Cutting	3"	24	50
DW3778-5	Metal Cutting	3"	32	5
DW3778B50	Metal Cutting	3"	32	50
MASONRY Cutting				
DW3768-5	Carbide Grit Cobalt Steel	3"	-	5

T-SHANK SETS

CAT #	DESCRIPTION
DW3795H	5 Pc. T-Shank Jig Saw Blade Set
DW3791	8 Pc. T-Shank Jig Saw Blade Set
DW3741C	10 Pc. T-Shank Jig Saw Blade Set with Case
DW3742C	14 Pc. T-Shank Jig Saw Blade Set with Case



DW3795H



DW3742C

U-SHANK



CAT #	DESCRIPTION	CUTTING LENGTH	TPI	QTY.
High Performance WOOD Cutting (HCS)				
DW3700H2	Fast Cutting	4"	6	2
DW3700H	Fast Cutting	4"	6	5
DW3700H50	Fast Cutting	4"	6	50
DW3701H2	Fast Cutting	4"	6	2
DW3703H2	Clean Cutting	4"	6	2
DW3703H	Clean Cutting	4"	6	5
DW3703H50	Clean Cutting	4"	6	50
DW3705H	Aluminum/Fiberglass	4"	8	5
DW3710H2	Fine Cut Smooth Finish	4"	10	2
DW3710H	Fine Cut Smooth Finish	4"	10	5
DW3710H50	Fine Cut Smooth Finish	4"	10	50
DW3712H2	Laminate Down Cutting	4"	10	2
DW3712H	Laminate Down Cutting	4"	10	5
DW3715H2	Wood Scrolling	3"	12	2
DW3715H	Wood Scrolling	3"	12	5
WOOD Cutting				
DW3700-5	Fast Cutting	4"	6	5
DW3701-5	Wide Body	4"	6	5
DW3703-5	Clean Cutting	4"	6	5
DW3705-5	Aluminum/Fiberglass	4"	8	5
DW3710-5	Fine Cut Smooth Finish	4"	10	5
DW3712-5	Laminate Down Cutting	4"	10	5
DW3715-5	Scrolling	3"	12	5

CAT #	DESCRIPTION	CUTTING LENGTH	TPI	QTY.
METAL Cutting				
DW3720H2	Thick Metal Cutting	3"	14	2
DW3720-5	Metal Cutting	3"	14	5
DW3720B50	Metal Cutting	3"	14	50
DW3724H2	Medium Metal Cutting	3"	18	2
DW3724-5	Medium Metal Cutting	3"	18	5
DW3724B50	Medium Metal Cutting	3"	18	50
DW3726H2	Thin Metal Cutting	3"	24	2
DW3726-5	Thin Metal Cutting	3"	24	5
DW3726B50	Thin Metal Cutting	3"	24	50
DW3728H2	Sheet Metal Cutting	3"	32	2
DW3728-5	Sheet Metal Cutting	3"	32	5
DW3728B50	Sheet Metal Cutting	3"	32	50
MASONRY Cutting				
DW3718-5	Carbide Grit Cobalt Steel	3"	-	5

U-SHANK SETS

CAT #	DESCRIPTION
DW3790	8 Pc. U-Shank Jig Saw Blade Set
DW3792H	8 Pc. U-Shank Jig Saw Blade Set
DW3798	15 Pc. U-Shank Jig Saw Blade Set
DW3799	25 Pc. U-Shank Jig Saw Blade Set
DW3744C	10 Pc. U-Shank Jig Saw Blade Set with Case




DW3799



DW3744C

HAND TOOLS & STORAGE



A WHOLE NEW TOUGH

GUARANTEED TOUGH:
LIMITED LIFETIME WARRANTY

MEASURING TOOLS

1-1/4" WIDE SHORT TAPES

- 13' of blade standout for increased user reach*
- Extra large end hook grabs construction material from all 4 sides
- 3M[®] thermoplastic film helps to protect blade from damage

CAT #	LENGTH	WIDTH	STANDOUT	BLADE COATING	SCALE	BLADE LOCK	BELT CLIP	WEIGHT
DWHT33385L	25'	1-1/4"	13'	Mylar [®]	SAE	Yes	Yes	1.35 lbs
DWHT33386L	30'	1-1/4"	13'	Mylar [®]	SAE	Yes	Yes	1.50 lbs
DWHT33387L	35'	1-1/4"	13'	Mylar [®]	SAE	Yes	Yes	1.65 lbs



1-1/8" WIDE SHORT TAPES

- 10' of blade standout for increased user reach*
- 1/8" markings to speed up measuring jobs
- Duo-durometer blade-lock for durability and comfort

CAT #	LENGTH	WIDTH	STANDOUT	BLADE COATING	SCALE	BLADE LOCK	BELT CLIP	WEIGHT
DWHT33372L	16'	1-1/8"	10'	Anti-Rust Polymer	SAE	Yes	Yes	0.84 lbs
DWHT33373L	25'	1-1/8"	10'	Anti-Rust Polymer	SAE	Yes	Yes	1.10 lbs
DWHT33374L	30'	1-1/8"	10'	Anti-Rust Polymer	SAE	Yes	Yes	1.30 lbs



AUTO REWIND STEEL LONG TAPE

- Automatic blade retraction saves time by eliminating manual rewind
- Rust-resistant coating prolongs blade life
- Metal case for heavy-duty use

CAT #	LENGTH	WIDTH	BLADE COATING	SCALE	GEAR RATIO	BELT CLIP	WEIGHT
DWHT34201	100'	3/8"	Lacquer	SAE	Auto Rewind	Yes	1.70 lbs



CLOSED CASE LONG TAPE

- 5:1 Gear ratio for 5x faster blade rewind†
- Blade release button for easy blade pull out
- Spring loaded carabiner attachment for easy transportation

CAT #	LENGTH	WIDTH	BLADE COATING	SCALE	GEAR RATIO	BELT CLIP	WEIGHT
DWHT34036L	100'	3/8"	Lacquer	SAE	5:1	Yes	1.11 lbs



OPEN REEL LONG TAPE

- 3:1 Gear mechanism for 3x faster blade rewind†
- Wide 3/4" blade for easy readability
- 64 Fiberglass strands per blade for maximum durability and reduced stretch†

CAT #	LENGTH	WIDTH	SCALE	GEAR RATIO	BELT CLIP	WEIGHT
DWHT34028	100'	3/4"	SAE & Decimal Foot	3:1	No	2.14 lbs



* Standout claim based on maximum performance

† Compared to standard competitor long tapes

Mylar is a registered trademark of Dupont Teijin

3M is a registered trademark of 3M company

MARKING & LAYOUT

CHALK REELS/KITS

- Open-access door for quick refills and access to internal components
- 100' heavy-duty line resists abrasion and breakage
- Stainless hook and crank withstand abuse and resist corrosion

CAT #	DESCRIPTION	CONTAINS	WEIGHT
DWHT47142	Chalk Reel	Chalk Reel	0.65 lbs
DWHT47144	Chalk Reel Kit	Chalk Reel, 4 oz Red Chalk	0.83 lbs
DWHT47143	Chalk Reel Kit	Chalk Reel, 4 oz Blue Chalk	0.83 lbs



CHALK

- High-grade chalk to be used with chalk line reels
- Oval-shaped bottle will not roll off of surface
- Tethered easy pouring pop-top spout cap

CAT #	SIZE	COLOR	PERMANENCE RANK	WEIGHT
DWHT47029	8 oz	White	1	0.50 lbs
DWHT47048	8 oz	Red	3	0.50 lbs
DWHT47049	8 oz	Blue	1	0.50 lbs
DWHT47056	8 oz	Black	3	0.50 lbs
DWHT47069	8 oz	Red Permanent	4	0.50 lbs
DWHT47076	8 oz	Orange Hi Visibility	2	0.50 lbs
DWHT47079	8 oz	Violet	0	0.50 lbs
DWHT47057	2.50 lbs	Red	3	2.50 lbs
DWHT47058	2.50 lbs	Blue	1	2.50 lbs
DWHT47059	5 lbs	Red	3	5.00 lbs
DWHT47062	5 lbs	Blue	1	5.00 lbs



LEVELS

- Large cross section and die-cast aluminum components for 5x stronger level**
- Block vials for durability and accuracy to 0.0005"/in†
- Magnified center vial maximizes vial readability

CAT #	LENGTH	# OF VIALS	MAGNETIC	WEIGHT
DWHT43224	24"	3	No	1.90 lbs
DWHT43025	24"	3	Yes	1.90 lbs
DWHT43248	48"	3	No	3.60 lbs
DWHT43049	48"	3	Yes	3.60 lbs
DWHT43172	72"	3	No	5.10 lbs
DWHT43079	78"	3	Yes	5.60 lbs



I-BEAM LEVELS

- Robust engineered cross section
- Block vials provide durability and accuracy (0.005"/in)
- V-groove base for accurate alignment on rounded surfaces and edges

CAT #	LENGTH	# OF VIALS	MAGNETIC	WEIGHT
DWHT42151	24"	3	No	1.67 lbs
DWHT42163	24"	3	Yes	1.74 lbs
DWHT42166	48"	3	No	3.35 lbs
DWHT42167	48"	3	Yes	3.46 lbs
DWHT42169	72"	3	No	4.74 lbs
DWHT42170	72"	3	Yes	5.44 lbs



FLASHLIGHTS

ALUMINUM FLASHLIGHTS

- 2 Meter impact resistant
- Shatter resistant lens for durability

CAT #	VOLTAGE	RUN-TIME	LUMENS	BULB TYPE	WEIGHT
DWHT70644	3V	4.0 hrs	80	LED	0.41 lbs
DWHT70645	4.5V	3.0 hrs	120	LED	0.49 lbs
DWHT70646	4.5V	73.50 hrs	136	LED	1.43 lbs



HEAD LAMP

- Anti-slip silicone strap
- 2 Meter impact resistant
- Water resistant

CAT #	VOLTAGE	RUN-TIME	LUMENS	BULB TYPE	WEIGHT
DWHT70440	4.5V	29.48 hrs	104	LED	0.37 lbs



** Versus standard competitive levels

† Versus tubular vials

SCREWDRIVER & SCREWDRIVER SETS

VINYL GRIP SCREWDRIVERS

- Color-coded handle with tip ID for easy selection
- Cold-formed black oxide tip for precise fit in fasteners and a chrome-plated bar for corrosion resistance
- Comfortable vinyl grip handles


CAT #	# OF PIECES IN SET	TIP STYLES	TIP SIZE	BAR LENGTH	BOLSTER	WEIGHT
DWHT66416	4	Standard	1/4"	4"	Yes	1.01 lbs
		Phillips	2 pt	4"	No	
		Square	1 pt, 2 pt	4", 5"	No	
DWHT66409	8 Screwdrivers 1 Tool Roll	Standard	1/4", 1/4", 5/16"	1-1/2", 4", 6"	Yes	2.83 lbs
		Cabinet	3/16"	6"	No	
		Phillips	1 pt, 2 pt, 2 pt, 3 pt	3", 1-1/2", 4", 6"	No	
DWHT66368	1	Standard Stubby	1/4"	1-1/2"	No	0.14 lbs
DWHT66369	1	Phillips Stubby	2 pt	1-1/2"	No	0.14 lbs
DWHT66382	1	Standard	3/16"	3"	Yes	0.19 lbs
DWHT66383	1	Standard	1/4"	4"	Yes	0.28 lbs
DWHT66384	1	Standard	5/16"	6"	Yes	0.41 lbs
DWHT66387	1	Standard	3/8"	8"	Yes	0.63 lbs
DWHT66389	1	Cabinet	3/16"	3"	No	0.18 lbs
DWHT66391	1	Cabinet	3/16"	3"	No	0.21 lbs
DWHT66393	1	Cabinet	3/16"	8"	No	0.22 lbs
DWHT66396	1	Phillips	1 pt	3"	No	0.19 lbs
DWHT66397	1	Phillips	2 pt	4"	No	0.28 lbs
DWHT66399	1	Phillips	3 pt	6"	No	0.40 lbs
DWHT66403	1	Square	1/4"	4"	Yes (w/ Square Bar)	0.31 lbs
DWHT66406	1	Square	5/16"	6"	Yes (w/ Square Bar)	0.45 lbs
DWHT66407	1	Square	3/8"	8"	Yes (w/ Square Bar)	0.69 lbs
DWHT66419	1	Square	1 pt	4"	No	0.20 lbs
DWHT66422	1	Square	2 pt	5"	No	0.24 lbs
DWHT66423	1	Square	3 pt	5"	No	0.24 lbs



DEMO DRIVERS

- Steel core transfers force directly from strike cap to tip
- Shatter-resistant cellulose acetate handle tested under heavy load and extreme temperature
- Color-coded handle for easy selection from tool pouch

CAT #	# OF PIECES IN SET	TIP STYLES	TIP SIZE	BAR LENGTH	WEIGHT
DWHT67530	2	Standard	5/16"	5-1/8"	0.92 lbs
		Phillips	2 pt	5-1/8"	



RATCHETING SCREWDRIVER

- Internal bit storage holds up to 12 bits
- Heavy-duty ratchet mechanism for high torque applications
- Removable bar can also be used in power drills

CAT #	# OF PIECES IN SET	BIT STYLES INCLUDED	WEIGHT
DWHT69233	12 Bits 1 Driver	Standard - 3/16", 1/4", 5/16" Phillips - 1 pt, 2 pt, 3 pt Square - 1 pt, 2 pt, 3 pt Star - S10, S15, S25	0.72 lbs



(continued on next page)

SCREWDRIVER & SCREWDRIVER SETS

SCREWDRIVER SETS

- Magnetic tip holds screw securely
- Color-coded handle for easy selection
- Bi-material quad-lobe handle for torque and comfort

CAT #	# OF PIECES IN SET	TIP STYLES	TIP SIZE	BAR LENGTH	WEIGHT
DWHT62513	10	Standard Cabinet Phillips	1/8", 1/4", 1/4", 3/16" 3/16" 0 pt, 2 pt, 1 pt, 2 pt, 2 pt	3", 1-3/4", 4", 4" 6" 2-1/4", 1-3/4", 3", 4", 6"	1.63 lbs
DWHT62512	4	Standard Cabinet Phillips	1/4" 3/16" 1 pt, 2 pt	4" 4" 3", 4"	0.88 lbs



VINYL GRIP INSULATED SCREWDRIVERS

- 1,000V rated, 10,000V tested
- Space saving multi-blade design with quick-release mechanism for secure and easy blade change
- Pouch included for easy organization

CAT #	# OF PIECES IN SET	TIP STYLE	TIP SIZE	WEIGHT
DWHT66417	8 Bars 1 Full Size Handle 1 Precision Handle 1 Tool Pouch	Standard Phillips Square	1/8", 3/16", 1/4" 0 pt, 1 pt, 2 pt 1 pt, 2 pt	1.01 lbs



STAPLERS & STAPLES

STAPLE & BRAD TACKER

- Easy squeeze technology helps reduce actuation force
- Uses DeWALT heavy-duty staples series DWHTTA700 and 18 gauge headed brads in sizes 1/2", 5/8" & 9/16"

CAT #	HANDLE LENGTH	MAXIMUM STAPLE LENGTH	WEIGHT
DWHTTR350	4.25"	9/16"	2.00 lbs



HAMMER TACKER

- Lightweight die-cast aluminum housing design for durability
- Uses DeWALT heavy-duty staples series DWHTTA700

CAT #	HANDLE LENGTH	MAXIMUM STAPLE LENGTH	WEIGHT
DWHTHT450	10.50"	1/2"	2.50 lbs



CONTRACTOR PACK STAPLES

- Compatible with most heavy-duty tackers
- DeWALT heavy-duty staples 5,000 pieces per reusable plastic case
- Durable plastic storage box helps prevent rusting and stick breakage

CAT #	LENGTH	PACK SIZE
DWHTTA7055	5/16" (8 mm)	5,000 pcs
DWHTTA7065	3/8" (10 mm)	5,000 pcs
DWHTTA7085	1/2" (12 mm)	5,000 pcs



CUTTING TOOLS

FOLDING RETRACTABLE KNIFE

- Retractable blade offers variable cut depth
- Rapid load blade changing system for quick and easy blade changes
- Folding feature for quick and easy one-handed opening/closing

CAT #	BLADE LENGTH	BLADE STORAGE	LOCKABLE BLADE	HANDLE LENGTH	WEIGHT
DWHT10035L	2.5"	Yes	Yes	6.25"	0.34 lbs



RETRACTABLE KNIFE

- Rugged metal body for long tool life
- Rapid load blade changing system for quick and easy blade changes
- Blade storage for convenient access to new blades

CAT #	BLADE LENGTH	BLADE STORAGE	LOCKABLE BLADE	HANDLE LENGTH	WEIGHT
DWHT10046	2.5"	Yes	Yes	6.75"	0.42 lbs



FIXED BLADE KNIFE

- Easy open for quick blade change
- Slim nose for accurate cuts
- Rugged metal body for long life

CAT #	BLADE LENGTH	BLADE STORAGE	LOCKABLE BLADE	HANDLE LENGTH	WEIGHT
DWHT10246	2.5"	Yes	Yes	6"	0.35 lbs



SNAP OFF KNIVES

- All metal body is heavy-duty and rust resistant
- Narrow body for maneuverability and storage
- Integrated blade snapper for easy blade snapping

CAT #	SIZE	BLADE LENGTH	BLADE STORAGE	LOCKABLE BLADE	HANDLE LENGTH	WEIGHT
DWHT10037	9 mm	3.25"	No	Yes	5.25"	0.08 lbs
DWHT10038	18 mm	4.25"	No	Yes	5"	0.32 lbs
DWHT10045	25 mm	5.25"	No	Yes	6"	0.46 lbs



BLADES

- Grinding geometry offers an edge that is 35% sharper. Performance = accurate cuts from the start of work**
- Specially heat-treated blades that are 20% stronger. Durability = less blade changes**
- Induction-hardened cutting edge allows 75% longer cutting for fewer blade changes**

CAT #	BLADE COUNT	BLADE LENGTH	MATERIAL
DWHT11004L	75 pk	2.5"	Steel
DWHT11004T	10 pk	2.5"	Steel



5-IN-1 HACKSAW

- 90° or 45° blade angle used for standard and flush cuts
- Converts to low profile hacksaw for tight spaces and long reach hacksaw for hard-to-reach places
- Nose piece also converts to pistol grip jab saw

CAT #	5 FUNCTIONS	BLADE TYPE	BLADE STORAGE	THROAT DEPTH	HANDLE LENGTH	WEIGHT
DWHT20547L	45° 90° Low Profile Hacksaw Long Reach Hacksaw Pistol Grip Jab Saw	Hacksaw Blade - 12" Recip Saw Blade - 6"	Yes	4.75"	5"	1.29 lbs



HACKSAW BLADES

- Best initial sharpness in the market better than Lenox, Nicholson and Bahco
- Bi-metal construction combines flexibility from carbon steel and cutting performance from high speed steel
- Cuts most metals including unhardened tool steel & stainless steel

CAT #	BLADE COUNT	BLADE LENGTH	TEETH PER INCH
DWHT20548	2 pk	10"	18
DWHT20549	2 pk	10"	24
DWHT20550	2 pk	10"	32
DWHT20551	2 pk	12"	18
DWHT20552	2 pk	12"	24
DWHT20553	2 pk	12"	32
DWHT20555	3 pk	10"	18, 24 and 32
DWHT20558	3 pk	12"	18, 24 and 32

** Compared to traditional single material blades

CUTTING TOOLS

STANDARD JAB SAW

- Aggressive tooth design cuts up to 50% faster than traditional tooth designs
- Multiple material usage for use on drywall, plastic and other building materials

CAT #	BLADE LENGTH	POINTS PER INCH	TEETH PER INCH	HANDLE LENGTH	WEIGHT
DWHT20540	6"	9	8	5.50"	0.35 lbs



FOLDING JAB SAW

- 2-in-1 design for convenience, cut drywall and plane edges with 1 tool
- Jab saw with triple ground teeth for fast cutting
- Steel rasp for material removal

CAT #	BLADE LENGTH	POINTS PER INCH	TEETH PER INCH	HANDLE LENGTH	WEIGHT
DWHT20123	Jab-5.25", Rasp-4"	9	8	6.50"	0.49 lbs



MULTI-PURPOSE SAW

- Works with most standard reciprocating saw and hacksaw blades for wood / metal cutting
- Quick blade change with tension nut
- Ergonomic bi-material handle for extra comfort

CAT #	BLADE TYPE	BLADE LENGTH	POINTS PER INCH	TEETH PER INCH	HANDLE LENGTH	WEIGHT
DWHT20542	Hacksaw	10"	25	24	6.50"	0.32 lbs
	Reciprocal	6"	8	7		



FLUSH CUT SAW

- Flexible blade creates perfect flush cuts
- 23-point tooth geometry cuts quickly and cleanly on the pull stroke
- Double-sided blade for making inside cuts from the left or right

CAT #	BLADE LENGTH	POINTS PER INCH	TEETH PER INCH	HANDLE LENGTH	WEIGHT
DWHT20541	5"	24	23	6.50"	0.34 lbs



PANEL SAWS

- Three-sided tooth cuts up to 50% faster than traditional handsaws
- Induction-hardened teeth stay sharp for long life
- ToughCoat™ long-lasting, low-friction coating for less drag

CAT #	BLADE LENGTH	POINTS PER INCH	TEETH PER INCH	HANDLE LENGTH	WEIGHT
DWHT20544L	15"	9	8	6.50"	1.30 lbs
DWHT20545L	20"	9	8	6.50"	1.50 lbs



CLAMPS

SMALL BAR CLAMP

- One-handed operation
- Converts to a spreader
- Removable jaw pads protect work surfaces

CAT #	# CLAMPS INCLUDED	CLAMPING FORCE	THROAT DEPTH	WEIGHT
DWHT83138	1	35 lbs	1.50"	0.12 lbs



MEDIUM BAR CLAMPS

- One-handed operation
- Tough reinforced nylon body
- Removable jaw pads protect work surfaces

CAT #	# CLAMPS INCLUDED	CLAMPING FORCE	THROAT DEPTH	WEIGHT
DWHT83139	(1) 6" Clamp	200 lbs	3"	0.80 lbs
DWHT83140	(1) 12" Clamp	200 lbs	3"	0.98 lbs
DWHT83149	(2) 6" Clamps	200 lbs	3"	1.10 lbs
DWHT83158	(2) 12" Clamps	200 lbs	3"	2.30 lbs



(continued on next page)

CLAMPS

LARGE BAR CLAMPS

- One-handed operation
- Easily converts to a spreader
- Tough reinforced nylon body

CAT #	# CLAMPS INCLUDED	CLAMPING FORCE	THROAT DEPTH	WEIGHT
DWHT83144	(1) 24" Clamp	350 lbs	4.25"	8.0 lbs
DWHT83145	(1) 36" Clamp	350 lbs	4.25"	12.0 lbs



RAPID RETURN BAR CLAMPS

- Rapid return mechanism allows for quick-close action
- Easily converts to a spreader
- Tough reinforced nylon body

CAT #	# CLAMPS INCLUDED	CLAMPING FORCE	THROAT DEPTH	WEIGHT
DWHT83141	(1) 6" Clamp	350 lbs	4.25"	2.00 lbs
DWHT83143	(1) 12" Clamp	350 lbs	4.25"	2.30 lbs



WOOD CHISELS

SIDE STRIKE CHISELS

- Cutting edge on side of blade for demolition work also allows the chisel to double as a scraper
- Steel strike cap and large side strike surface for durability
- Serrated cutting edge

CAT #	HANDLE MATERIAL	HANDLE LENGTH	CHISEL TIP STYLE	BLADE WIDTH	WEIGHT
DWHT16065	Bi-Material	5-1/4"	Wood/Side Strike	Yes	0.74 lbs
DWHT16148	Bi-Material	5-1/4"	Wood/Side Strike	3/4", 1" & 1-1/4"	2.06 lbs



WOOD CHISEL SET

- Hardened, tempered chrome carbon-steel blade for edge retention
- Hardened strike cap for durability
- Blade lacquered for corrosion protection

CAT #	HANDLE MATERIAL	HANDLE LENGTH	CHISEL TIP STYLE	MALLET REQUIRED	WEIGHT
DWHT16063	Bi-Material	5"	Wood Chisel	Yes	1.78 lbs



HAMMERS

MIG WELD HAMMERS

- MIG weld all steel design for durability and long life
- Lightweight for fast swing and reduced fatigue**
- Magnetic nail starter for easy one handed nail placement

CAT #	HANDLE MATERIAL	HANDLE LENGTH	FACE DIAMETER	WEIGHT OF HEAD	FACE STYLE	HANDLE STYLE	WEIGHT
DWHT51138	Steel	16"	2"	15 oz	Checkered	Straight	1.83 lbs
DWHT51145	Steel	16"	2"	15 oz	Smooth	Straight	1.83 lbs
DWHT51135	Steel	16"	2"	14 oz	Smooth	Straight	1.83 lbs



HICKORY HANDLE FRAMING HAMMERS

- Lightweight for fast swing and reduced fatigue**
- Genuine hickory handle for durability and long life
- Available with smooth or checkered face and axe or straight handle

CAT #	HANDLE MATERIAL	HANDLE LENGTH	FACE DIAMETER	WEIGHT OF HEAD	FACE STYLE	HANDLE STYLE	WEIGHT
DWHT51411	Hickory	16"	2"	17 oz	Smooth	Axe	1.88 lbs
DWHT51418	Hickory	16"	2"	17 oz	Checkered	Axe	1.88 lbs
DWHT51410	Hickory	16"	2"	17 oz	Checkered	Straight	1.88 lbs



**Versus one piece steel framing hammers

NAIL SETS

NAIL SET

- Interchangeable tip for convenience (includes 1/32", 2/32", 3/32", & 2 pt Phillips tips)
- Hexagonal head prevents rolling and can be used as a standard drill chuck – nail set doubles as drill extension
- Knurled locking collar for easy nail release and reversal - accepts standard screwdriver bits for versatility

CAT #	HANDLE MATERIAL	TIP SIZE	WEIGHT
DWHT58503	Comfort Grip	1/32", 2/32", 3/32", & 2 pt Phillips	0.80 lbs



CUSHION GRIP NAIL SETS

- Precision Hardened Steel for increased life
- Cupped tip for easy alignment
- Each nail set is color coded for easy identification on the job site

CAT #	HANDLE MATERIAL	TIP SIZE	WEIGHT
DWHT58018	Bi Material	1/32", 2/32" & 3/32"	0.37 lbs
DWHT58019	Bi Material	1/32"	0.125 lbs



PRY BARS

SPRING STEEL FLAT BARS

- Spring steel for strength and durability
- Extra wide prying end for leverage and pry surface
- Pointed beveled end for penetration and nail pulling

CAT #	BAR LENGTH	NUMBER OF NAIL SLOTS	WEIGHT
DWHT55518	12"	3	1.24 lbs
DWHT55528	21"	3	2.17 lbs



WRECKING BARS

- Rounded 90° prying end for leverage and prying
- Multiple nail pullers for flexibility and nail removal
- Pointed beveled end for penetration and nail pulling

CAT #	BAR LENGTH	NUMBER OF NAIL SLOTS	WEIGHT
DWHT55129	24"	3	4.20 lbs
DWHT55131	36"	2	6.50 lbs
DWHT55132	42"	2	7.20 lbs



10" CLAW BAR

- Nail digger exposes the head of a flush nail
- Extra wide strike surface helps user accurately strike the bar
- I-beam shaft provides strength without adding weight

CAT #	BAR LENGTH	NUMBER OF NAIL SLOTS	WEIGHT
DWHT55524	10"	2	0.82 lbs



10" MOLDING BAR

- Extra wide head 40% wider than standard molding bars
- Extra wide strike surface & flat prying end helps user accurately strike the bar
- I-beam shaft provides strength without adding weight

CAT #	BAR LENGTH	NUMBER OF NAIL SLOTS	WEIGHT
DWHT55529	10"	2	0.7 lbs



PLIERS & SNIPS

PUSHLOCK PLIERS

- Slim head design fits into tight places
- Push-lock technology with 17 locking positions for fast jaw adjustment
- V-jaw design for multi-purpose gripping

CAT #	GRIP MATERIAL	HANDLE LENGTH	JAW CAPACITY	JAW TIP SIZE	WEIGHT
DWHT70269	8" Bi-Material Cushion Handle	4.50"	3"	1"	0.44 lbs
DWHT70270	10" Bi-Material Cushion Handle	6"	3.75"	1.25"	0.84 lbs
DWHT70271	12" Bi-Material Cushion Handle	7"	4.50"	1.50"	1.43 lbs
Plier Set					
DWHT70486	8" & 10" Bi-Material Cushion Handle	4.50", 6"	3", 3.75"	1", 1.25"	1.25 lbs



FENCING PLIERS

- Hammer strike face
- Staple starter and puller
- Wire stretcher and splicer

CAT #	GRIP MATERIAL	HANDLE LENGTH	JAW CAPACITY	JAW TIP SIZE	WEIGHT
DWHT70273	Bi-Material Cushion Handle	9.25"	1.50"	1"	1.64 lbs



PLIERS & SNIPS

DIAGONAL PLIERS

- Forged Chrome Vanadium Steel for strength and durability
- GripArmor™ helps prevent grips from tearing and provides long life
- Induction hardening helps blades stay sharp



CAT #	LENGTH	GRIP MATERIAL	HANDLE LENGTH	JAW CAPACITY	JAW TIP SIZE	WEIGHT
DWHT71011	6.5"	Polyvinyl Chloride	3-1/2"	15/16"	1/8"	0.45 lbs
DWHT70815	6"	Polyvinyl Chloride	4"	0.75"	0.063"	0.4 lbs
DWHT70793	7"	Polyvinyl Chloride	4"	0.75"	0.063"	0.56 lbs
DWHT70794	8"	Polyvinyl Chloride	4.5"	1"	0.125"	0.7 lbs
DWHT70795	10"	Polyvinyl Chloride	6"	1.25"	0.125"	0.93 lbs

LINESMAN PLIERS


- Forged Chrome Vanadium Steel for strength and durability
- GripArmor™ helps prevent grips from tearing and provides long life
- Induction hardening helps blades stay sharp



CAT #	LENGTH	GRIP MATERIAL	HANDLE LENGTH	JAW CAPACITY	JAW TIP SIZE	WEIGHT
DWHT70796	7"	Polyvinyl Chloride	4.5"	1"	0.125"	0.65 lbs
DWHT70798	8"	Polyvinyl Chloride	5.5"	1.75"	0.563"	1.19 lbs
DWHT70797	9"	Polyvinyl Chloride	5.5"	1.75"	0.563"	1.19 lbs

LONG NOSE PLIERS

- Forged Chrome Vanadium Steel for strength and durability
- GripArmor™ helps prevent grips from tearing and provides long life
- Induction hardening helps blades stay sharp



CAT #	LENGTH	GRIP MATERIAL	HANDLE LENGTH	JAW CAPACITY	JAW TIP SIZE	WEIGHT
DWHT70799	6"	Polyvinyl Chloride	3"	1.75"	0.063"	0.36 lbs
DWHT70800	8"	Polyvinyl Chloride	5"	2"	0.063"	0.7 lbs

END NIPPERS

- Forged Chrome Vanadium Steel for strength and durability
- GripArmor™ helps prevent grips from tearing and provides long life
- Induction hardening helps blades stay sharp



CAT #	LENGTH	GRIP MATERIAL	HANDLE LENGTH	JAW CAPACITY	JAW TIP SIZE	WEIGHT
DWHT70801	6.5"	Polyvinyl Chloride	5"	2"	0.063"	0.7 lbs
DWHT70802	8"	Polyvinyl Chloride	5"	0.625"	1.125"	0.79 lbs
DWHT70803	10"	Polyvinyl Chloride	5.5"	1"	1.25"	1.23 lbs

PLIERS & SNIPS

SLIP JOINT PLIERS

- GripArmor™ helps prevent grips from tearing and provides long life
- Forged Chrome Vanadium Steel for strength and durability
- Meets or exceeds ANSI specifications



CAT #	LENGTH	GRIP MATERIAL	HANDLE LENGTH	JAW CAPACITY	JAW TIP SIZE	WEIGHT
DWHT71924	6"	Polyvinyl Chloride	3.75"	2.25"	0.25"	0.437 lbs
DWHT71925	8"	Polyvinyl Chloride	4.38"	3.38"	0.31"	0.5625 lbs

CRIMPING PLIERS

- Crimps 10 to 22 AWG terminals and connectors
- Chrome Vanadium Steel forged pliers for strength and durability
- Bi-material cushion handle for strong grip and comfort



CAT #	GRIP MATERIAL	HANDLE LENGTH	JAW CAPACITY	JAW TIP SIZE	WEIGHT
DWHT70272	Bi-Material Cushion Handle	9.50"	1"	0.50"	0.71 lbs

REBAR PLIERS

- Forged Chrome Vanadium steel for strength and durability
- 135° bent handle for additional pulling leverage
- Precision induction hardened jaws and blades



CAT #	DESCRIPTION	GRIP MATERIAL	HANDLE LENGTH	JAW CAPACITY	JAW TIP SIZE	WEIGHT
DWHT84818	Light-Duty	Polyvinyl Chloride (PVC)	6"	1"	0.25"	0.81 lbs
DWHT84720	Heavy-Duty	Polyvinyl Chloride (PVC)	6"	0.94"	0.25"	1.20 lbs

COMPOUND ACTION PLIERS

- 70% More cutting power over standard cutting pliers
- Bi-material handles for strong grip and comfort
- Aggressive cross hatch tooth design for gripping



CAT #	DESCRIPTION	GRIP MATERIAL	HANDLE LENGTH	JAW CAPACITY	JAW TIP SIZE	WEIGHT
DWHT70275	Diagonal Pliers	Bi-Material	4.25"	0.25"	0.75"	0.57 lbs
DWHT70276	Linesman Pliers	Bi-Material	4.25"	0.38"	0.50"	0.73 lbs
DWHT70277	Long Nose Pliers	Bi-Material	4.25"	0.75"	0.50"	0.66 lbs

SNIPS

AVIATION SNIPS

- Flush hardware allows smooth access from pouch
- 25% Larger pivot bolt than leading competitors for longer tool life
- Internal locking mechanism with auto release



CAT #	DESCRIPTION	BLADE LENGTH	HANDLE LENGTH	GAUGE CUTTING CAPACITY	BLADE MATERIAL	WEIGHT
DWHT70282	Bulldog	0.86"	6.50"	16 gauge cold rolled steel, 18 gauge stainless steel	Forged Chrome Molybdenum Alloy	0.97 lbs
DWHT70283	Offset Left	1.30"	6.50"	18 gauge cold rolled steel, 23 gauge stainless steel	Forged Chrome Molybdenum Alloy	1.07 lbs
DWHT70284	Offset Right	1.30"	6.50"	18 gauge cold rolled steel, 23 gauge stainless steel	Forged Chrome Molybdenum Alloy	1.08 lbs
DWHT70279	Center	1.50"	6.50"	18 gauge cold rolled steel, 23 gauge stainless steel	Forged Chrome Molybdenum Alloy	0.88 lbs
DWHT70280	Left	1.40"	6.50"	18 gauge cold rolled steel, 23 gauge stainless steel	Forged Chrome Molybdenum Alloy	0.87 lbs
DWHT70281	Right	1.40"	6.50"	18 gauge cold rolled steel, 23 gauge stainless steel	Forged Chrome Molybdenum Alloy	0.85 lbs
Aviation Snips Set						
DWHT70278	3 pack (Includes: DWHT70279, DWHT70280, DWHT70281)					3.11 lbs

TIN SNIPS

- Heavy-duty forged steel blades cut up to 22 ga. cold rolled steel and 26 ga. stainless steel
- Meets or exceeds ANSI specifications for cutting performance
- Slip-resistant double-dipped grip



CAT #	OVERALL LENGTH	BLADE LENGTH	BLADE MATERIAL	GAUGE CUTTING CAPACITY	HANDLE LENGTH	WEIGHT
DWHT70285	7"	2"	Forged Steel	22 ga. Cold Rolled Steel & 26 ga. Stainless Steel	3.75"	0.66 lbs
DWHT70286	10"	2.50"	Forged Steel	22 ga. Cold Rolled Steel & 26 ga. Stainless Steel	6"	1.15 lbs
DWHT70287	12"	3"	Forged Steel	22 ga. Cold Rolled Steel & 26 ga. Stainless Steel	6.75"	1.49 lbs

WRENCHES & HEX KEYS

WRENCHES

- Improved strength due to increased engagement on teeth and worm gear^{**}
- ToughCoat[™] finish helps to prevent chipping
- Jaw movement engineered to facilitate minimal jaw movement between jaws for precise adjustments^{**}

CAT #	DESCRIPTION	MAXIMUM OPENING	LENGTH	WEIGHT
DWHT70289	Black Phosphate Adjustable 6"	0.88"	6"	0.32 lbs
DWHT70290	Black Phosphate Adjustable 8"	1.25"	8"	0.25 lbs
DWHT70291	Black Phosphate Adjustable 10"	1.38"	10"	1.50 lbs
DWHT70292	Black Phosphate Adjustable 12"	1.63"	12"	1.38 lbs
DWHT70293	Black Phosphate Adjustable 15"	1.75"	15"	3.66 lbs
DWHT70295	16" Spud Wrench	1.62"	9.5"	10.25 lbs
Wrench Set				
DWHT70294	Black Phosphate Adjustable 2 pack (Includes: DWHT70289, DWHT70291)			1.82 lbs

^{**} Versus leading competitor



FOLDING LOCKING HEX KEYS

- Push-button locking feature locks in 3 positions at 90°, 135° and 180°
- Durable steel side plate for high torque applications
- Includes 8 of the most commonly used hex key sizes

CAT #	HEX KEY SHAPE	METRIC/SAE/USS	WEIGHT
DWHT70262M	Flat End	SAE	0.68 lbs
DWHT70263M	Flat End	Metric	0.68 lbs
DWHT70264	Star	Metric & SAE	0.68 lbs



RATCHETING T HANDLE SETS

- Compact and durable case for easy storage
- Large variety of bits for almost any job (star, Sockets, Nut Drivers, Phillips and flat)
- Heavy-duty ratcheting T handle offers quick-change keys

CAT #	HEX KEY SHAPE	METRIC/SAE/USS	WEIGHT
DWHT70265	Flat, Star, Phillips	Metric & SAE	2.90 lbs
DWHT70808	Sockets	Metric & SAE	2.90 lbs
DWHT70838	Nut Drivers	TORX	2.90 lbs



STORAGE

TOUGH SYSTEM

- Durable 4 mm thick structural foam box walls give robust structure for the stand alone units
- Integrated water seal in each unit helps protect contents
- Metal carrier with adjustable foldable brackets allows tailored configuration

CAT #	DESCRIPTION	LOAD CAPACITY	WEIGHT
DWST08201	DS150 - Small Case Tough System	66 lbs	9.70 lbs
DWST08203	DS300 - Large Case Tough System	88 lbs	9.50 lbs
DWST08204	DS400 - XL Case Tough System	110 lbs	13.20 lbs
DWST08210	DS Carrier - Tough System	176 lbs total load on brackets 265** lbs on toe plate	34.40 lbs
DWST08212	Brackets for Trolley	176 lbs	1.35 lbs

** 175 lbs if using on stairs




DS150



DS300



DS400



DS Carrier



TSTACK

- Flexible Platform allows different combinations
- Stackable - All units can stack on top of the other, connected with durable slide latches
- Removable Covered Cups for organization of small parts & accessories

CAT #	DESCRIPTION	LOAD CAPACITY	WEIGHT
DWST17808	TSTAK I	66 lbs	5.57 lbs
DWST17807	TSTAK II	66 lbs	3.96 lbs
DWST17803	TSTAK III	16.5 lbs	8.40 lbs
DWST17804	TSTAK IV	16.5 lbs	9.35 lbs
DWST17889	TSTAK Cart	110 lbs	7.13 lbs



MOBILE WORK STATION

- Single front pull-up latch easily opens up the unit
- 4 Work levels – top tool box and tray, mid organizer section, large bottom bin for power tools
- Ideal for on site storage and transportation of equipment

CAT #	LOAD CAPACITY	WEIGHT
DWST20800	Bottom Bin - 44 lbs Middle Organizer - 22 lbs Top Tool Box - 22 lbs	21.42 lbs




STORAGE

TOTE WITH POWER TOOL CASE

- Top case for power tools and small parts with an integrated handle
- Long metal carry handle for easy grip when carrying
- Heavy-duty design for durable structure

CAT #	HANDLE LENGTH	HOLDING CAPACITY	LATCH	LOCKABLE	MATERIAL TYPE	WATER RESISTANT	WEIGHT CAPACITY	WHEELS	WEIGHT
DWST24070	24.20"	3413 in ³	Metal	Yes	Resin	No	77 lbs	No	7.41 lbs



TOTE WITH REMOVABLE ORGANIZER

- Top case organizer for small parts with integrated handle
- Long metal carry handle for easy grip when carrying
- Heavy-duty design for durable structure

CAT #	HANDLE LENGTH	HOLDING CAPACITY	LATCH	LOCKABLE	MATERIAL TYPE	WATER RESISTANT	WEIGHT CAPACITY	WHEELS	WEIGHT
DWST24075	24.20"	3190 in ³	Metal on Organizer	Yes	Resin	No	77 lbs	No	7.40 lbs



ONE TOUCH BOX

- One-handed latch operation allows opening when other hand is occupied
- Integrated water seal to help protect from water and dust
- Soft grip handle for easy grip and carrying

CAT #	HANDLE LENGTH	HOLDING CAPACITY	LATCH	LOCKABLE	MATERIAL TYPE	WATER RESISTANT	WEIGHT CAPACITY	WHEELS	WEIGHT
DWST24082	7"	3064 in ³	Metal	Yes	Resin	Yes	60 lbs	No	5.32 lbs



WATER SEAL TOOL BOX

- Large capacity designed for volume utility
- All round water seal to help protect contents
- Portable tote tray for storage of large tools and power tools


CAT #	HANDLE LENGTH	HOLDING CAPACITY	LATCH	LOCKABLE	MATERIAL TYPE	WATER RESISTANT	WEIGHT CAPACITY	WHEELS	WEIGHT
DWST28001	7.10"	2125 in ³	Metal	Yes	Resin	Yes	100 lbs	No	9.70 lbs



ADJUSTABLE LEG SAW HORSE

- Unique mechanism with easy slide movements adjusts legs separately for work on uneven surfaces
- High quality combination of metal and plastic for load capacity of up to 2500 lbs per pair
- Rubber inserts on legs and upper ruler for stability

CAT #	LENGTH	MATERIAL TYPE	WEIGHT CAPACITY	WEIGHT
DWST11031	27.46"	Metal / Plastic	2500 lbs per pair	10.64 lbs

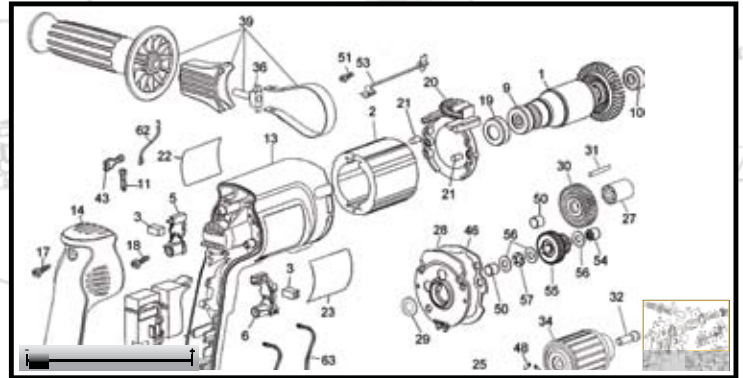


Easy Ordering & Tracking

- Upload your current parts order directly from an Excel or Word document
- Track the status of your order; whether it has just been submitted, being processed, shipped, or back ordered
- Create a "Shopping List" to allow for easy re-order of your top moving parts

Extensive Library of Schematics & Manuals

- Easy to maneuver diagrams
- Functionality to email diagrams or manuals to yourself or anyone else
- Order your parts directly from the diagram itself



Parts Pricing & Availability

- Access to your pricing on parts
- Download list price files
- Visibility to part availability before you order it

Factory & Authorized Service Center Locator

- Easily locate one of our 80+ Factory Owned Service Centers or 1800+ Authorized Service Centers

24 / 7 / 365 Access

- Access to all your parts & service information 24 hours a day, 7 days a week, 365 days a year



Register Now at www.SERVICENET.DEWALT.com

Username

Password

To register, go to www.SERVICENET.DEWALT.com. Select "Register" in the top right corner. Complete the registration form online. If you have an active account with a Factory Owned Service Center, please allow 48 hours for your registration to be approved. You will receive an email confirmation once your registration is approved. For any questions, please contact your local Factory Owned Service Center.



- Multiple Call Centers: Customer service agents available for fast, friendly support

DEWALT: 1-800-433-9258**PORTER-CABLE: 1-800-223-7278**

- Over 30 Field Service Coordinators
- Professional technical assistance through the Factory Service Centers and Call Centers
- Over 1,800 Authorized Service Providers encompassing the industry's largest service network

**SERVICE GUARANTEE****90 DAY FULL WARRANTY ON GRC REPAIRS****90 DAY WARRANTY ON PARTS & LABOR FOR MINOR REPAIRS****WE'VE GOT YOUR BACK.**

- **Safety Testing**—Ensuring your tools are safe to operate
- We perform leakage current test, high pot test, and ground test on all repaired products
- A safety features check confirms that all safety required guarding, shields and handles are available
- OSHA-recognized safety tag placed on all repairs
- **Performance Testing**—Repaired product tested by running through real-life applications prior to approvals
- **Trained Technicians**—Staff of over 250 professionally trained technicians ensure your repair is right the first time
- Plus other specialty tests as needed

DEWALT**PORTER CABLE****BOSTITCH****FACTORY SERVICE**
TOOL AND EQUIPMENT REPAIR



State/City/Zip	Street	Phone
AK		
Anchorage, 99503	4831 Old Seward Highway, Suite 103	907-561-7181
AL		
Birmingham, 35209	321 Valley Ave., Suite B	205-942-0538
Mobile, 36693	732 Lakeside Dr.	251-602-1000
AR		
North Little Rock, 72113	9600 Maumelle Blvd.	501-372-3040
AZ		
Phoenix, 85040	4001 East Broadway, Suite B-11	602-437-1200
CA		
Hayward, 94545	2512 Tripaldi Way	510-783-3959
San Diego, 92111	7290 Clairemont Mesa Blvd.	858-279-2011
Anaheim, 92806	1119 North Kraemer Blvd.	714-414-0369
North Highlands, 95660	4986 Watt Ave., Suite B	916-344-3520
Ontario, 91761	1352 South Grove Ave., Suite B	909-930-1437
CO		
Denver, 80223	700 West Mississippi Ave., Unit B1	303-922-8325
CT		
Wethersfield, 06109-3001	662 Silas Deane Hwy.	860-563-5800
FL		
Davie, 33314	4343 South State Rte 7, Unit 107	954-321-6635
Tampa, 33634	4909 West Waters Ave.	813-884-0434
Jacksonville, 32205-4898	920 Cassat Ave.	904-781-2253
Orlando, 32807	6100 Hanging Moss Rd., Suite 520	407-657-0474
West Palm Beach, 33415	4645 Gun Club Rd., Suite 27	561-689-3247
GA		
Norcross, 30071	6115-C Jimmy Carter Blvd.	770-246-1710
HI		
Honolulu, 96819	111 Sand Island Access Rd., Suite R-17	808-842-9925
IA		
Des Moines, 50310	3408 Merle Hay Rd., Suite A	515-270-1340
IL		
Tinley Park, 60477	8201 West 183rd St., Suite P	708-614-1596
Bensenville, 60106	800 Thorndale Ave.	630-521-1097
IN		
Indianapolis, 46224-3707	5999 Crawfordsville Rd.	317-243-8308
KS		
Overland Park, 66214	9201 Quivira Rd.	913-495-4330
Wichita, 67213	2333 S. West St.	316-943-1271
KY		
Louisville, 40213	2001 Fern Valley Rd.	502-380-3748
LA		
Metairie, 70001	1801 Airline Dr., Suite D	504-832-2187
Baton Rouge, 70816	10699 Airline Highway, Suite C	225-296-3191
Shreveport, 71108	7702 Jewella Rd.	318-688-1553
MA		
Westwood, 02090	377 University Ave.	781-329-3407
MD		
Baltimore, 21227	1646 Sulphur Spring Rd.	410-536-0722
Capitol Heights, 20743	7957-63 Central Ave.	301-333-0865
MI		
Grandville, 49418	2982 28th St., S.W.	616-261-0425
Madison Heights, 48071	30475 Stephenson Hwy.	248-597-5000
MN		
Eden Prairie, 55344	9709 Valley View Rd., Suite 9709	952-884-9191
MO		
St. Louis, 63146	11477 Page Service Dr.	314-997-9100

State/City/Zip	Street	Phone
NC		
Charlotte, 28208	3557-B Wilkinson Blvd.	704-392-0245
Greensboro, 27407	3402 West Wendover Ave., Suite E	336-852-1300
Raleigh, 27604-3235	2930 Capital Blvd.	919-878-0357
NJ		
Elmwood Park, 07407	213 Route 46 West, Suite #4	201-475-3524
NM		
Albuquerque, 87110-3233	5617 Menaul Blvd. N.E.	505-884-1002
NV		
Las Vegas, 89118	5565 S. Decatur Blvd., Suite 103	702-889-6025
NY		
Buffalo, 14209-1297	881 W. Delavan Ave.	716-884-6220
Woodside, 11377-4741	56-15 Queens Blvd.	718-335-1042
Rochester, 14623-2594	2969 W. Henrietta Rd.	585-424-1310
Hauppauge, 11788	180 Oser Ave., Suite 100	631-952-2008
Latham, 12110-2497	836 Troy-Schenectady Rd.	518-785-1867
OH		
Parma, 44130	12100 Snow Rd., Suite 2	440-842-9100
Cincinnati, 45241-1896	2310 E. Sharon Rd.	513-772-3111
Columbus, 43229	1948 Schrock Rd.	614-895-3112
Maumee, 43537	3661 Briarfield Blvd.	419-867-8561
OK		
Oklahoma City, 73139	8507 South Western	405-634-8403
Tulsa, 74146	11414 East 51st St., Unit C	918-249-8641
OR		
Portland, 97230	14811 North East Airport Way, Suite 600	503-255-6556
PA		
Philadelphia, 19148	2715 South Front St.	215-271-5500
Pittsburgh, 15201	3234 Penn Ave.	412-642-0204
Whitehall, 18052-4522	2242 MacArthur Rd.	610-435-9544
York, 17402	2201 Industrial Highway	717-755-3441
SC		
North Charleston, 29405	4365 Dorchester Rd., Suite 104	843-745-9197
Greenville, 29605	1259 South Pleasantburg Dr., Unit C	864-299-8662
TN		
Memphis, 38133	2686 Kirby-Whitten Rd., Suite 102	901-384-8100
Nashville, 37210	746 Fesslers Lane	615-242-1633
Knoxville, 37917-2699	4118 North Broadway	865-688-0921
TX		
Carrollton, 75006	1300 Interstate 35 North, Suite 112	972-446-2996
Houston, 77040	10245 W. Little York, Suite 300	713-692-7111
San Antonio, 78216	1218 Arion Parkway, Suite 114	210-732-1221
Fort Worth, 76111-5944	721 North Beach St.	817-831-3828
El Paso, 79915-1007	6822 Gateway East	915-778-9769
McAllen, 78501	200 North McColl, Suite H	956-661-1122
Austin, 78758	2219 Braker Lane	512-382-3971
UT		
Salt Lake City, 84104	3060 West California Ave., Suite I	801-486-5828
VA		
Richmond, 23230	2256 Dabney Rd., Suite F	804-353-1197
Virginia Beach, 23455	5760 Northampton Blvd., Suite 110	757-363-0091
WA		
Seattle, 98134	2100 Airport Way S.	206-763-2010
Spokane, 99212	5308 East Sprague Ave.	509-535-9252
WI		
West Milwaukee, 53214	1650 Miller Parkway	414-645-4285
WV		
Charleston, 25312-2495	1638 Sixth Ave.	304-343-0289

For the most up-to-date Authorized Service Center listings, please contact 1-800-433-9258 or visit www.DEWALT.com.

3M® is a registered trademark of 3M Company.
 LENOX® and LAZER® are registered trademarks of the Irwin Industrial Tool Co.
 Freud® and Diablo® are registered trademarks of Freud America, Inc.
 Bosch® is a registered trademark of Robert Bosch GmbH
 Hilti® is a registered trademark of Hilti Aktiengesellschaft
 Milwaukee® is a registered trademark of Milwaukee Electric Tool Corp.

Walter™ is a trademark of J. Walter Co. Ltd.
 Makita® is a registered trademark of Makita Corp.
 Flexovit® is a registered trademark of Flexovit USA, Inc.
 RIDGID® is a registered trademark of Ridge Tool Company.
 SAI™ is a registered trademark of SAI Abrasivi SPA
 Norton® is a registered trademark of Saint-Gobain Abrasives, Inc.

Marathon® is a registered trademark of Irwin Industrial Tool Co.
 Mylar® is a registered trademark of DuPont Teijin Films™ U.S. Limited Partnership.
 Arrow, T50, T-25 & JT-21 are trademarks of Arrow Fastener Co., Inc.
 ShopVac® is a registered trademark of Shop Vac Corporation.
 iPhone® is a registered trademark of Apple Inc

WWW.DEWALT.COM



OR



MOBILE WEB

ONLINE



PRODUCTS:

Compare, review and research every DEWALT tool and accessory including our latest innovations.



RETAILERS:

Locate all DEWALT retail partners.



SERVICE:

Order service parts on-line or find your closest service center.



EVENTS:

Get the latest information on DEWALT sponsorships and local events in your area.



SUPPORT:

Search our database for answers to your product or service questions.

FOR EXCLUSIVE PRODUCT INFORMATION, PROMOTIONS AND GIVEAWAYS



/DEWALT



@DEWALTtough



/DEWALTtv



@DEWALTtough

GUARANTEED TOUGH.®

*Standard text rates apply

Copyright ©2013 DeWALT. The following are trademarks for one or more DeWALT Power Tools and Accessories: The yellow and black color scheme; the "D"-shaped air intake grill; the array of pyramids on the handgrip; the kit box configuration; and the array of lozenge-shaped humps on the surface of the tool.

DWCAT13 7/13