



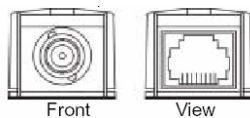
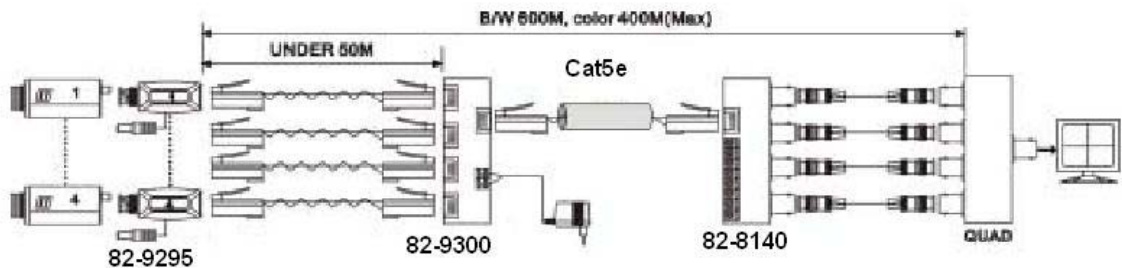
Video and Power Transmission System

Model #'s 82-9295, 82-9300 and 82-8140

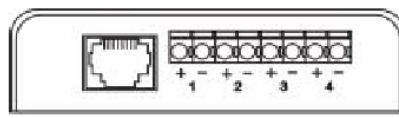
1.) Model# Descriptions:

- 82-9295 Video/Power Balun
- 82-9300 4-to-1 UTP Transmitter/Receiver
- 82-8140 1-to-4 Coax (BNC) Receiver/Transmitter

2.) Sample Installation Diagram



82-9295



Front View

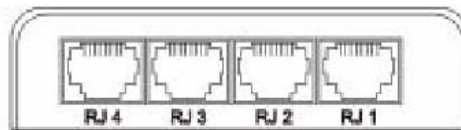


Rear View

82-8140



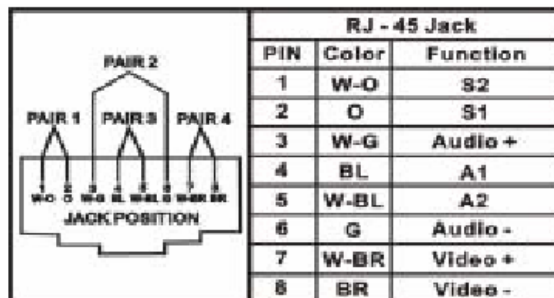
Front View



Rear View

82-9300

3.) RJ45 Pinout



Note: Use Pair 3 for power; Pin 4 = power(+);