



Main

Range of product	Modicon M171/M172
Product or component type	Controller
Product specific application	HVAC and pumping solution
Variant	Programmable
Number of inputs/outputs	22
Discrete input number	6
Discrete output number	1 for open collector 3 for relay outputs SPST with same common 2 for relay outputs SPST with independent common
Discrete output current	2 A for relay
Analogue input number	3 analog input NTC 2 configurable

Complementary

Number of port	1 LAN expansion bus 1 RS485 - screw terminal block (Modbus serial link)
Input/Output number	5 analog output(s) 6 digital input(s) 5 analog input(s) 6 digital output(s)
Discrete input logic	Sink or source (positive/negative)
Contacts usage	Volt-free contacts
Analogue input type	Voltage 0...1 V Voltage 0...5 V (ratiometric) Temperature probe, NTC - 50...100 °C - resolution: 0.1 °C Voltage 0...10 V Current 0...20 mA/4...20 mA
Analogue output number	2 PWM/PPM 3 voltage, range: 0...10 V
Sensor power supply	12 V DC at 85 mA 5 V DC at 20 mA

Disclaimer: This documentation is not intended as a substitute for and is not to be used for determining suitability or reliability of these products for specific user applications

[Us] rated supply voltage	12...24 V AC (+/- 10 %) 24 V DC (+/- 10 %)
Power consumption in W	4 W
Realtime clock	Built-in realtime clock at -20...55 °C
Display type	Four 7-segment display units
Overvoltage category	II
Local signalling	6 LEDs red 5 LEDs green 7 LEDs amber programmable
Mounting support	DIN rail
Width	70.2 mm
Height	87 mm
Depth	61.7 mm
Product weight	0.19 kg

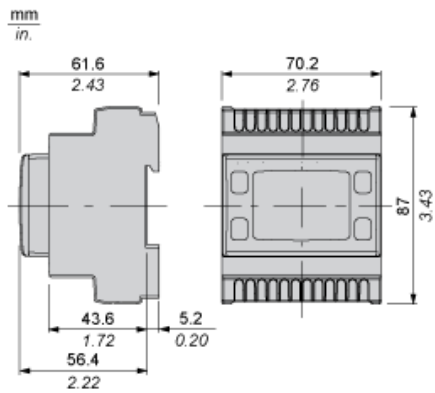
Environment

Directives	86/188/EEC - physical agents (noise) directive 1907/2006/EC - REACH directive 2006/95/EC - low voltage directive 2011/65/EU - RoHS directive
Standards	EN/IEC 60730
Product certifications	CURus CSA EAC CE
Ambient air temperature for operation	-20...55 °C conforming to UL 60730-1
Ambient air temperature for storage	-40...85 °C
Relative humidity	10...90 % non-condensing
IP degree of protection	IP20
Pollution degree	2

Offer Sustainability

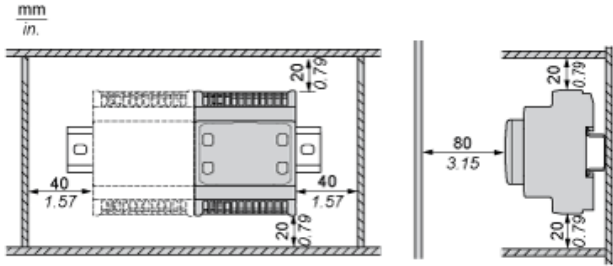
Sustainable offer status	Not Green Premium product
RoHS (date code: YYWW)	Compliant - since 1426 - Schneider Electric declaration of conformity Schneider Electric declaration of conformity
REACH	Reference not containing SVHC above the threshold Reference not containing SVHC above the threshold

Dimensions

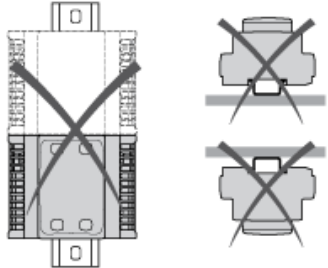


Mounting and Clearance

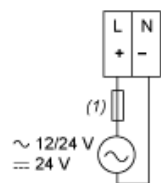
Clearance



Misplacement

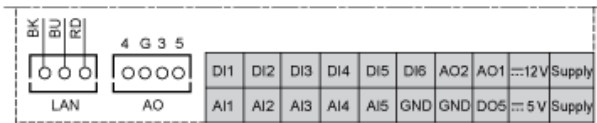
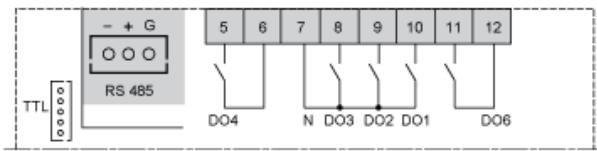
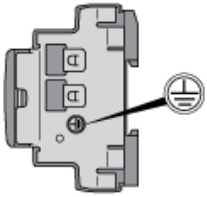


Power Supply



(1) Type T fuse (Controller: 1.25 A , Expansion: 1 A)

Wiring Diagram



- N : Neutral
- GND Ground
- BK : Black
- BU : Blue
- RD : Red
- AI : Analogue input
- AO : Analogue output
- DI : Digital input
- DO : Digital output