



### Main

Range of product	Modicon M171/M172
Product or component type	Additional I/O module
Product specific application	HVAC and pumping solution
Number of inputs/outputs	22
Discrete input number	6
Discrete output number	1 for open collector 3 for relay outputs SPST with same common 2 for relay outputs SPST with independent common
Discrete output current	2 A for relay
Analogue input number	3 analog input NTC/Pt 1000 2 configurable

### Complementary

Number of port	1 LAN expansion bus
Input/Output number	5 analog output(s) 6 digital input(s) 5 analog input(s) 6 digital output(s)
Discrete input logic	Sink or source (positive/negative)
Contacts usage	Volt-free contacts
Analogue input type	Voltage 0...1 V Voltage 0...5 V (ratiometric) Temperature probe, NTC - 50...100 °C - resolution: 0.1 °C Voltage 0...10 V Current 0...20 mA/4...20 mA
Analogue output number	3 voltage, range: 0...10 V 2 PWM/PPM, range: 20 kHz, 12 V, 35 mA
Sensor power supply	12 V DC at 85 mA 5 V DC at 20 mA
[Us] rated supply voltage	12...24 V AC (+/- 10 %) 24 V DC (+/- 10 %)
Power consumption in W	4 W

Disclaimer: This documentation is not intended as a substitute for and is not to be used for determining suitability or reliability of these products for specific user applications

Realtime clock	Built-in realtime clock at -10...55 °C
Display type	Without display
Overvoltage category	II
Mounting support	DIN rail
Width	70.2 mm
Height	87 mm
Depth	61.6 mm
Product weight	0.19 kg

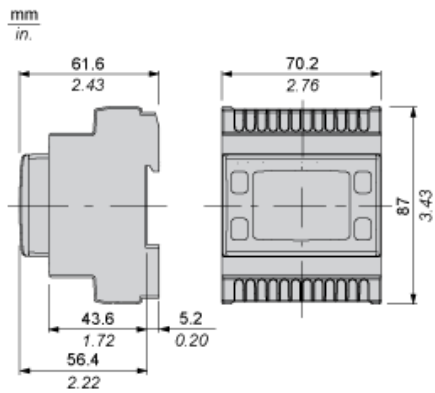
## Environment

Directives	2011/65/EU - RoHS directive 2006/95/EC - low voltage directive 1907/2006/EC - REACH directive 86/188/EEC - physical agents (noise) directive
Standards	EN/IEC 60730
Product certifications	CSA CE cURus EAC
Ambient air temperature for operation	-10...55 °C conforming to UL 60730-1
Ambient air temperature for storage	-40...85 °C
Relative humidity	10...90 % non-condensing
IP degree of protection	IP20
Pollution degree	2

## Offer Sustainability

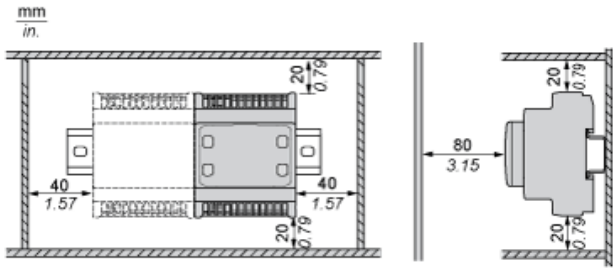
Sustainable offer status	Not Green Premium product
RoHS (date code: YYWW)	Compliant - since 1427 - Schneider Electric declaration of conformity <a href="#">Schneider Electric declaration of conformity</a>
REACH	Reference not containing SVHC above the threshold <a href="#">Reference not containing SVHC above the threshold</a>

Dimensions

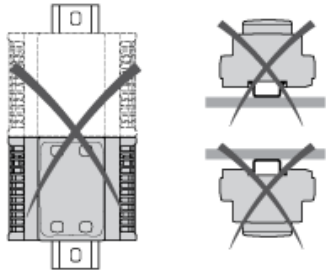


Mounting and Clearance

Clearance



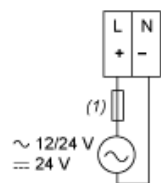
Misplacement



---

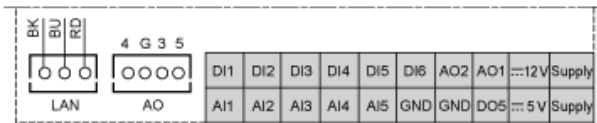
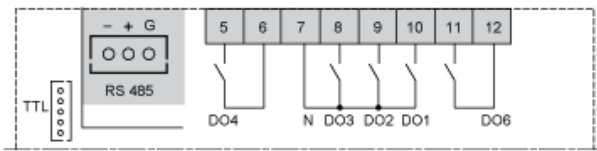
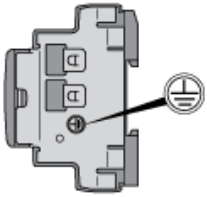
Power Supply

---



(1) Type T fuse (Controller: 1.25 A , Expansion: 1 A)

Wiring Diagram



- N : Neutral
- GND Ground
- BK : Black
- BU : Blue
- RD : Red
- AI : Analogue input
- AO : Analogue output
- DI : Digital input
- DO : Digital output