



LINEAR RIGID ADVANCE

LRAML-SW800-24V-28S103-20-IC



PRODUCT DESCRIPTION

- Voltage-based, rigid LED module
- Particularly suited for use in linear luminaires
- Simple system integration, thanks to its slim-line design
- Assembly options up to 3 metres
- Exceptional efficiency up to 150 lm / W
- Very high light quality and colour consistency (MacAdam 3)
- Available in 3000, 4000, and 5000 K
- Aluminium circuit board with optimised thermal management

TECHNICAL DATA/OVERVIEW

Operating voltage	24 VDC
Rated power	3 W
Rated current	0,125 A
LED type	SMD 4014
LED spacing	7,2 mm
LED quantity / module	28
Module efficiency	max. 153 lm / W
Colour rendering	Ra >80
Colour consistency	3 SDCM
Dimensions (l x w x h)	300 x 10 x 3,6 mm
Service life	> 36.000 h



CONNECTION-RELATED INFORMATION

Type of connection	Wire to board terminal block
Type of terminal block	2 x 1 positions Wago 2059
Max. wire size	0,34 mm ²
Max. assembly length [m]	3



FULFILMENT OF STANDARDS

EN 62031:2015	2011/65/EU	referring to
EN 62471:2009	2009/125/EU	IEC 62717



LINEAR RIGID ADVANCE

LRAML-SW800-24V-28S103-20-IC



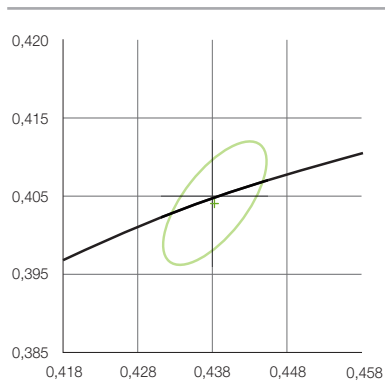
SPECIFIC DATA OVERVIEW

Item no.	Light colour	Nominal colour temp.	Typical lumen @ 25° C	Tolerance	Operating voltage
9009366	warm white	3000 K	398 lm	3 SDCM	24 VDC
9009367	neutral white	4000 K	429 lm	3 SDCM	24 VDC
9009368	cool white	5000 K	429 lm	3 SDCM	24 VDC

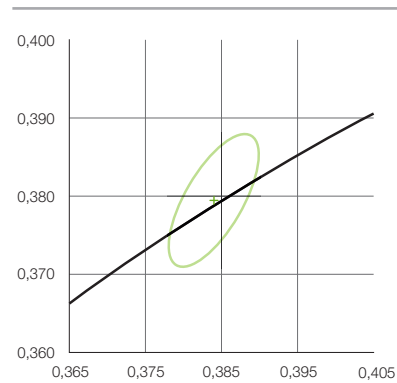
PHOTOMETRIC DATA

Item no.	Colour temperature	Colour location coordinates (x,y)	Typ. Luminous flux @ Tp 25° C	Typ. Luminous flux @ Tp 60° C	Luminous flux tolerance	CRI (Ra)	Beam angle
9009366	3041 K	0,4339 / 0,4033	398 lm	358 lm	± 7 %	≥ 80	120°
9009367	3974 K	0,3818 / 0,3797	429 lm	386 lm	± 7 %	≥ 80	120°
9009368	5012 K	0,3446 / 0,3551	429 lm	386 lm	± 7 %	≥ 80	120°

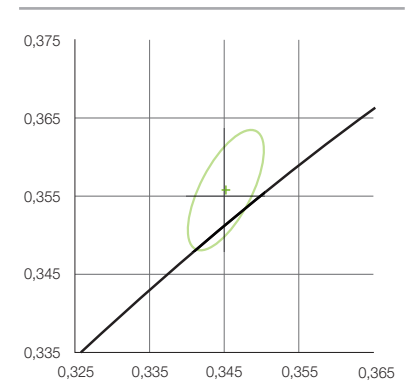
3000 K



4000 K



5000 K





LINEAR RIGID ADVANCE

LRAML-SW800-24V-28S103-20-IC



ELECTRICAL DATA

Item no.	Nominal voltage	Nominal current	Rated power	Power consumption	Energy classification
9009366	24 VDC	0,125 A	3 W	3 kWh/1000h	A ++
9009367	24 VDC	0,125 A	3 W	3 kWh/1000h	A ++
9009368	24 VDC	0,125 A	3 W	3 kWh/1000h	A ++

THERMAL DATA

Item no.	Rated service life @ 25° C	Rated service life @ 60° C	Tc point max. temp.	Tp Temp.	Ambient temp.
9009366	L80 B10 >36.000 h	L80 B10 35.000 h	70 °C	60 °C	-20 ... +65 °C
9009367	L80 B10 >36.000 h	L80 B10 35.000 h	70 °C	60 °C	-20 ... +65 °C
9009368	L80 B10 >36.000 h	L80 B10 35.000 h	70 °C	60 °C	-20 ... +65 °C

FURTHER INFORMATION

Item no.	Max. concatenation	Dimmable	IP rating	Water protection	Fixture
9009366	10 pcs.	yes	IP 00	—	M2 screw with PA washer
9009367	10 pcs.	yes	IP 00	—	M2 screw with PA washer
9009368	10 pcs.	yes	IP 00	—	M2 screw with PA washer

PRODUCT KEY DESCRIPTION

LFBML	SW800	24V	5S100	20
category	photometrical Code	voltage- / current-based	layout code	protection class



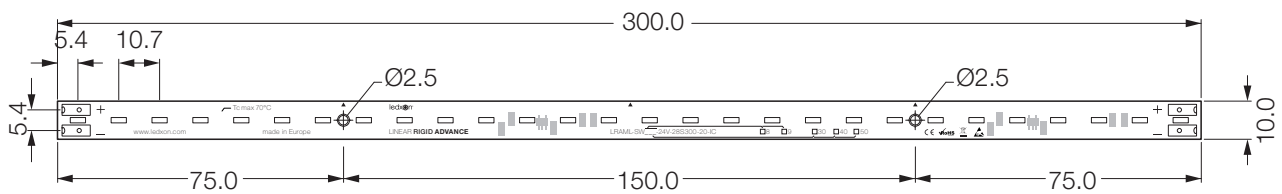
LINEAR RIGID ADVANCE

LRAML-SW800-24V-28S103-20-IC



DIMENSIONS

Item no.	Length	Width	Height	LEDs / module	LED spacing
9009366	300 mm	10 mm	3,6 mm	28 pcs.	7,2 mm
9009367	300 mm	10 mm	3,6 mm	28 pcs.	7,2 mm
9009368	300 mm	10 mm	3,6 mm	28 pcs.	7,2 mm



ORDER INFORMATION

Item no.	Item description	Nominal colour temperature	Packaging unit	Ordering unit
9009366	LRAML-SW830-24V-28S103-20-IC	3000 K	PU = 40	piece
9009367	LRAML-SW840-24V-28S103-20-IC	4000 K	PU = 40	piece
9009368	LRAML-SW850-24V-28S103-20-IC	5000 K	PU = 40	piece



LINEAR RIGID ADVANCE

LRAML-SW800-24V-28S103-20-IC



INFORMATION ON SERVICE LIFE

The maximum T_c/T_p temperature is a crucial factor for the service life information relating to ledxon LED modules.

If the permitted limits are exceeded, this shall significantly reduce the service life and may even result in the destruction of the modules.

The expected service life in hours represents a purely statistical parameter.

For optimum operation of ledxon LED modules, we recommend installation only on rigid and stationary surfaces.

The heatsink must provide for sufficient heat dissipation such that the maximum permitted temperature is not exceeded at the T_c point.

The temperatures at the T_c point must be measured in accordance with the specifications stated in EN 60598-1.

INFORMATION ON PHOTOMETRIC AND ELECTRICAL DATA

Capacity coordinates and tolerances in accordance with CIE 1931

Measurement environment temperature: $t_a = 25^\circ$

Measurement tolerance for colour coordinates (x / y) +/- 0.005

The maximum permitted operating voltage must not be exceeded. Otherwise a reduction in service life or a failure may occur.

All ledxon LED modules can be dimmed using PWM (pulse width modulation).

SAFETY AND INSTALLATION INFORMATION

When installing ledxon RIGID LED modules, the relevant specifications and standards must be observed.

The modules must be de-energised when they are being connected. The correct polarity for the connection lines must be observed upon start-up. Incorrect polarity may result in the destruction of the LED modules. When installing these modules, standard ESD safety precautions must be complied with. ledxon RIGID LED modules are delivered without cabling. These modules are electrified by connecting leads to the provided plug terminal connection. The maximum permitted cable cross-section must be observed in this process. High mechanical load must be avoided during installation. Powerful compression forces, in particular on the light area, result in damage to the components as well as the conducting paths. We recommend using polyamide screws to secure the LED modules.