

Description



- Staircase time switch, electrical
- Zero-cross switching for relay-saving switching and high lamp loads
- Multi-functional device with 10 available functions, set at the front of the device
- Switch-off pre-warning (two double flashes) in accordance with DIN 18015-2 to avoid sudden darkness
- Extended function activated via long button press
- Immediate secondary switching (stair light switch) or prematurely switched off (pulse switch with switch-off delay)
- Permanent switch
- Electronic pulse light
- Terminal layout same as ELPA 8
- Extremely accurate
- Push button input with electronic overload protection
- Automatic 3 or 4 conductor detection (4 conductor with connection for floor lighting, 3 conductor no longer permitted for new systems)

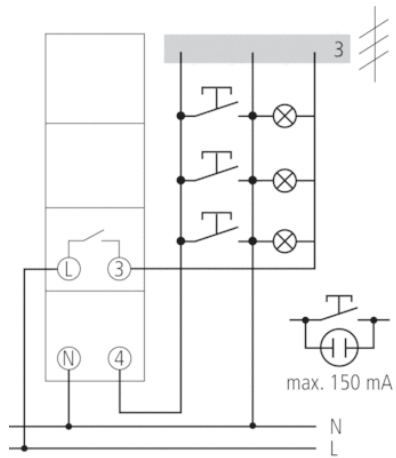
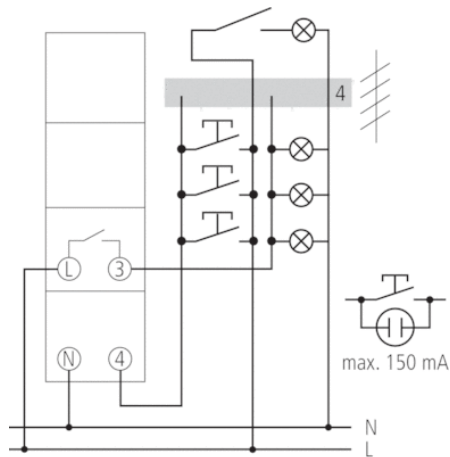
Technical data

Operating voltage	220 – 240 V AC
Frequency	50 – 60 Hz
Width	1 modules
Installation type	DIN rail
Stand-by consumption	~0,9 W
Capacity loss max.	1 W
Glow lamp load	150 mA
Setting range time	0,5 – 20 min
Type of connection	3-/4-conductors
3/4-way conductors	Automatic
Secondary switching	At once
Duty cycle in per cent	100
Type of contact	NO contact
Opening width	< 3 mm (μ)
Switching output	Not potential-free (230 V)
Incandescent/halogen lamp load	3600 W
Fluorescent lamp load (conventional) lead-lag circuit	3600 VA
Fluorescent lamp load (conventional) parallel-corrected	1200 VA 120 μF
Energy saving lamps	250 W
LED lamp < 2 W	55 W
LED lamp 2-8 W	500 W
LED lamp > 8 W	500 W
Fluorescent lamp load (electronic ballast)	1000 W
Fluorescent lamp load (conventional) series-corrected	3600 VA

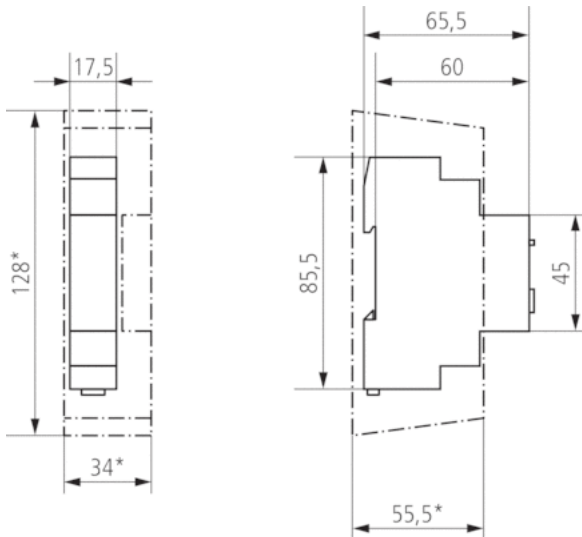
Article number: 0060002

Fluorescent lamp load (conventional) not corrected	3600 VA
Switching capacity	16 AX (at 230 V AC, $\cos \varphi = 0.3$), 16 A (at 230 V AC, $\cos \varphi = 1$)
Switch for permanent light	Rotary switch
Test approval	VDE
Housing and insulation material	High-temperature resistant, self-extinguishing thermoplastic
Ambient temperature	-25 °C ... +50 °C
Protection class	II
Type of protection	IP 20

Connection example



Scale drawings



Accessories

Wall mounting kit 17,5 mm

- Article number: 9070065
Details ▶ www.theben.de



Front panel kit

- Article number: 9070001
Details ▶ www.theben.de

