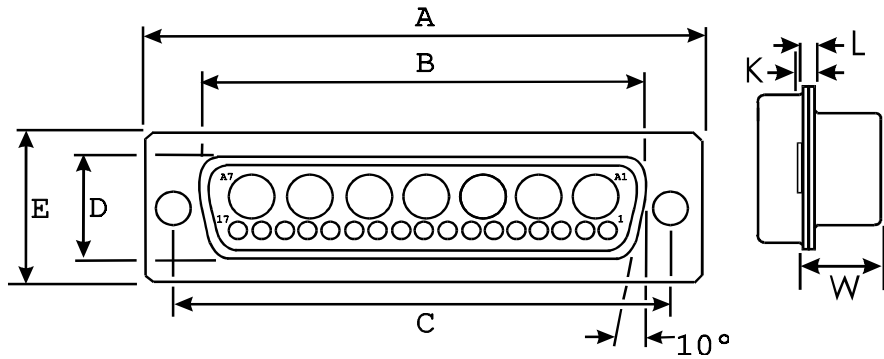
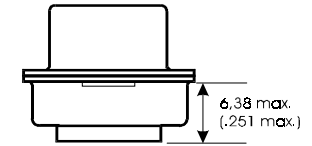


This is issued in strict confidence on condition that it is not used as a basis for manufacture or sale, and that it is not copied, reprinted or disclosed to a third party either wholly or in part without prior written consent of ITT Cannon.



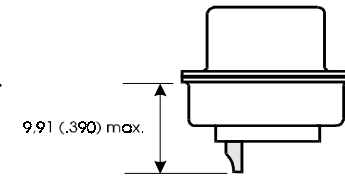
No mounting hardware selected  
with 3,05 (.120) mounting hole

Signal contacts  
not shown for clarity



A ± 0,38 (.015)	B ± 0,13 (.005)	C ± 0,13 (.005)	D ± 0,13 (.005)	E ± 0,38 (.015)	L ± 0,25 (.010)	W ± 0,41 (.016)	K ± 0,32 (.013)
66,93 (2.635)	52,42 (2.064)	61,11 (2.406)	10,74 (.423)	15,37 (.605)	0,76 (.030)	6,94 (.273)	1,21 (.048)

Solder cup signal contacts



DESCRIPTION	MATERIAL	FINISH
Insulator	Polyester	None, (Color Black)
Shells	Steel	Tin
Signal Contacts	Copper alloy	Gold over Ni in mating area, Tin on balance

Unless otherwise specified, dimensions are in mm & (in.)  
Tolerances are (.XXX = mm)  
Decimals Angles  
.X ± 0,20 (.008) X° ± 1.0°  
.XX ± 0,10 (.004)  
.XXX ± 0,05 (.002)

Issue Date: 25-Aug-99	Cannon	ITT Industries
CONNECTOR, RECEPTACLE, ELECTRICAL COMBO D 24W7 SOLDER CUP		
PART NO.	<b>DDM24W7SA197</b>	