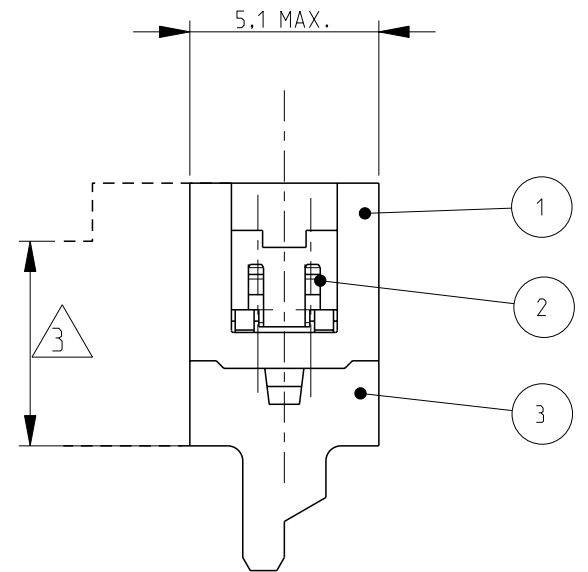
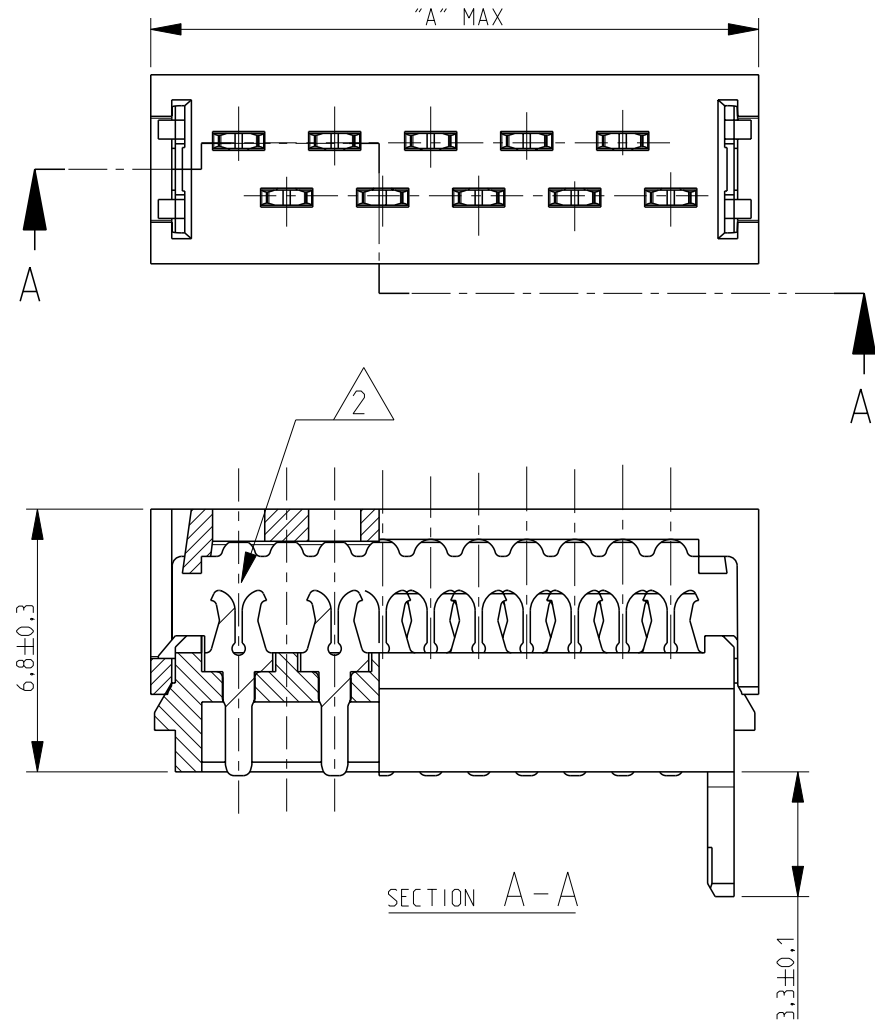
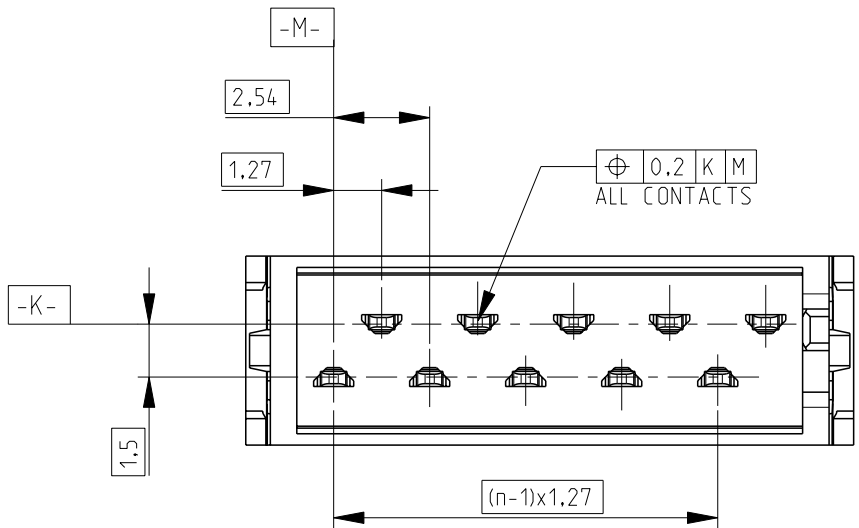
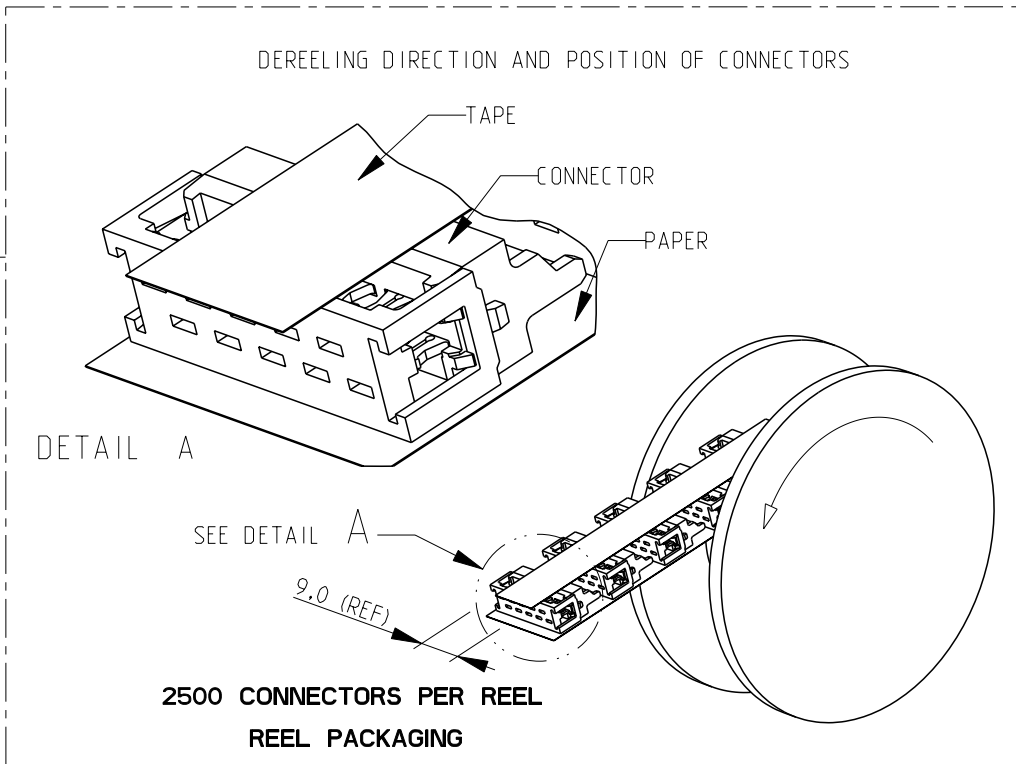


THIS DRAWING IS UNPUBLISHED. RELEASED FOR PUBLICATION
 © COPYRIGHT - BY - ALL RIGHTS RESERVED.

LOC	DIST	REVISIONS					
H	-	P	LTR	DESCRIPTION	DATE	DWN	APVD
			V	Adhesive tape with changed from 6 mm to 9 mm	04NOV2014	NV	JK



PART NUMBER BOX PACKAGING	PART NUMBER REEL PACKAGING	NO OF POS "n"	DIMENSION "A" MAX
7-215083-4	215083-4	4	8,6
7-215083-6	215083-6	6	11,1
7-215083-8	215083-8	8	13,6
8-215083-0	1-215083-0	10	16,2
8-215083-2	1-215083-2	12	18,7
8-215083-4	1-215083-4	14	21,3
8-215083-6	1-215083-6	16	23,8
8-215083-8	1-215083-8	18	26,3
9-215083-0	2-215083-0	20	28,9
9-215083-4	2-215083-4	24	34,0



- NOTES:
- SHOWN IS A 10 POSITION CONNECTOR
 - FOR FLAT RIBBON CABLE REQUIREMENTS. SEE APPLICATION SPEC 114-19016.
 - CONNECTOR-HEIGHT AFTER CABLE TERMINATION 5.1 mm AVERAGE. DEPENDING ON PROCESSING. SEE APPLICATION SPEC 114-19016.

FINISH	MATERIAL	DESCRIPTION	ITEM
--	GLASS FILLED POLYESTER (RED)	HOUSING	3
TIN OVER NICKEL PLATING	PHOSPHOR BRONZE	MALE CONTACT	2
--	GLASS FILLED POLYESTER (RED)	COVER	1

THIS DRAWING IS A CONTROLLED DOCUMENT.

DIMENSIONS: mm	TOLERANCES UNLESS OTHERWISE SPECIFIED:	DWN P.V.Tongerren	TE Connectivity
	0 PLC ±	CHK H SPELDE 24-08-01	 Micro-MaTch MALE-ON-WIRE CONNECTOR
	1 PLC ±	APVD H SPELDE 24-08-01	
	2 PLC ±	PRODUCT SPEC 108-19052	
	3 PLC ±	APPLICATION SPEC 114-19016	
MATERIAL SEE TABLE	FINISH SEE TABLE	WEIGHT -	SIZE A3 CAGE CODE 00779 DRAWING NO C-215083 RESTRICTED TO -
Customer Drawing		SCALE 5:1	SHEET 1 OF 1 REV V