

REV. F

ROW	"A"	NO OF POS
-5	4	-02 THRU -50
-6	5	-02 THRU -50

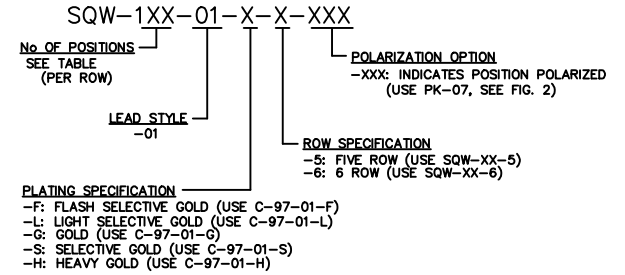
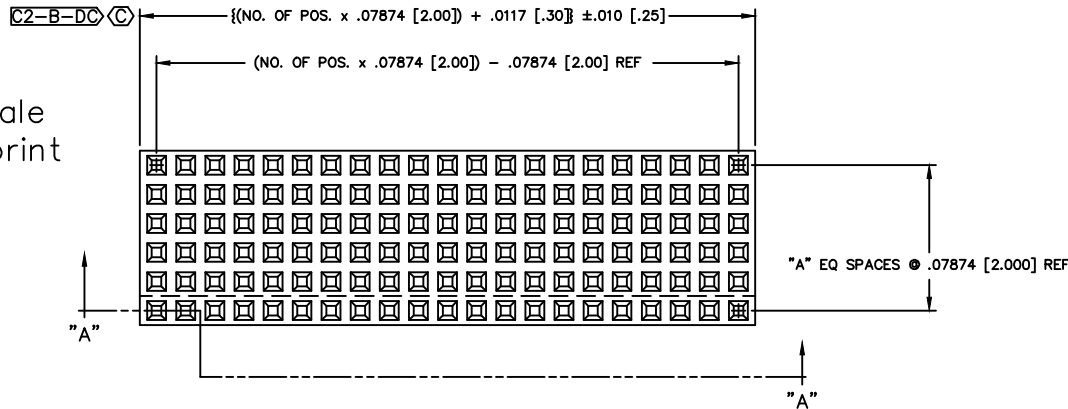
PLOT SCALE: 1=2

UNLESS OTHERWISE NOTED
 DIMENSIONS ARE IN INCHES TOLERANCES ARE:
 ONE PLACE DECIMALS ± .1[2.5] THREE PLACE DECIMALS ± .005[.127] ANGLES ± 2°
 TWO PLACE DECIMALS ± .01[.25] FOUR PLACE DECIMALS ± .0020[.051]

TITLE:
 2MM SOCKET STRIP ASSEMBLY

DWG NO:
 SQW-1XX-01-X-X-XXX
 SHEET 1 OF 1

Do not scale from this print



- NOTES:
 1. CUT FLASH TO BE .015 [.38] MAX.
 2. NO CUT FLASH ALLOWED IN THE CONTACT HOLES.
 3. CONTACT PUSHOUT FORCE: .5 LB MIN.
 4. (C) REPRESENTS A CRITICAL DIMENSION.

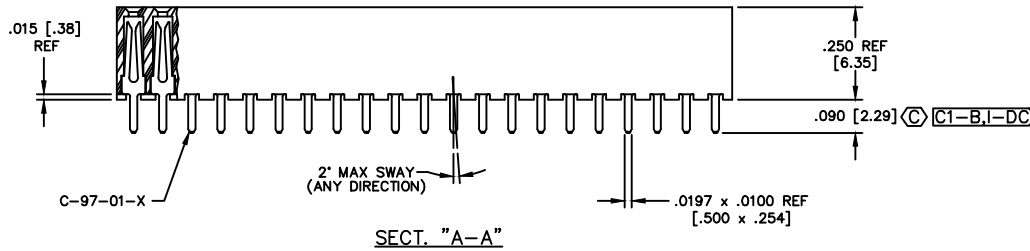
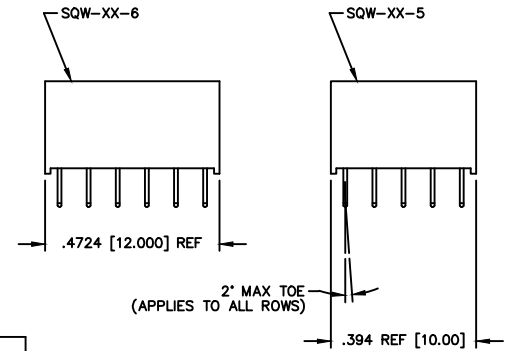


FIG 1



PACKAGING VIEW

ROW	No OF POS	PKG TUBE	TUBE PLUG
-5	-02-50	PT-YFW-07F-P	TP-29
-6	-02-50	PT-1-24-01-52	TP-13

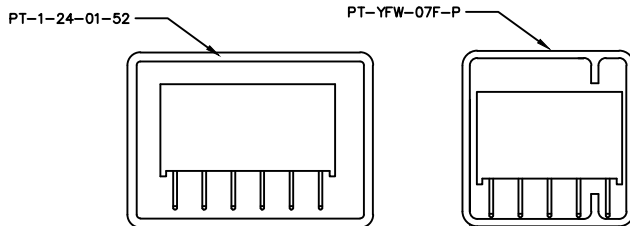
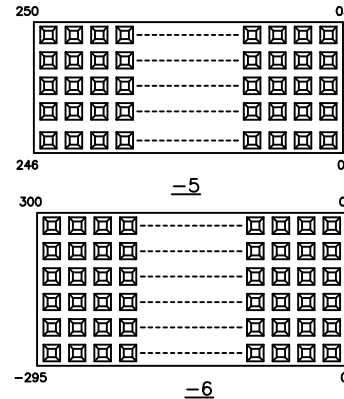


FIG 2
 POLARIZATION OPTION LOCATION
 INSERT PK-07 INTO SPECIFIED POSITION AND BREAK OFF TAB



ASSEMBLY OPERATION	IN-PROCESS INSPECTION
ROTARY CUT	C2
FILL C-97	C1

MISC/MKTG
 SQW-1XX-01-X-X-XXX-MKT

samtec

520 PARK EAST BLVD. NEW ALBANY, INDIANA 47150
 PHONE (812) 944-6733 P.O. BOX 1147
 CODE 55322

MADE BY:
 BURREN 8-19-97
 SQW-1XX-01-X-X-XXX
 SHEET 1 OF 1

PROPRIETARY NOTE
 THIS DOCUMENT CONTAINS INFORMATION CONFIDENTIAL AND PROPRIETARY TO SAMTEC INC. AND SHALL NOT BE REPRODUCED OR TRANSMITTED TO OTHER DOCUMENTS OR DISCLOSED TO OTHERS OR USED FOR ANY PURPOSE OTHER THAN THAT FOR WHICH IT WAS OBTAINED WITHOUT THE EXPRESSED WRITTEN CONSENT OF SAMTEC INC.