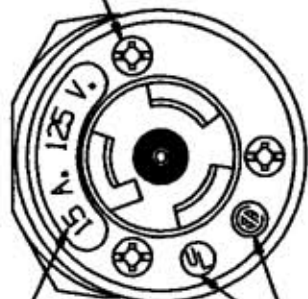


M-7152 6


ALL SCREWS ARE COMBINATION ROBERTSON/PHILLIPS/SLOTTED HEAD



AGENCY LISTING PER TABLE

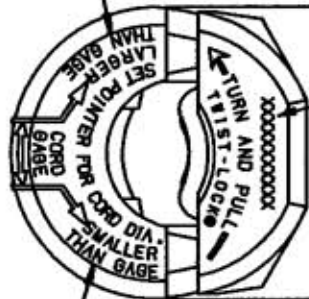
MOLDED IN RATING HOT STAMP WITH IEC COLOR CODED BY VOLTAGE

2.780 ±.031
[70.64 ±0.79mm]



INTEGRAL VARISIZE INSERT

CORD CLAMP RANGE LARGER THAN GAUGE
CORD: 18/3 TYPE S
16/3 - 10/3
TYPES: S, SO, SJ
DIAMETER .325-.720 INCH
(8.3-18.3mm)



CATALOG NUMBER

∅ 1.527 ±.015
[38.78 ±0.38mm]

CORD CLAMP RANGE SMALLER THAN GAUGE
CORD: 18/3-16/3
TYPES: SV, SJ
DIAMETER: .230-.360 INCH
(5.8-9.1mm)

CHEM-MARINE CAT. NO. (YELLOW COVER) & INSERT [B]	CAT. NO. (YELLOW COVER) & INSERT	CAT. NO. (BLACK COVER) & INSERT	ALL BLACK [C]	CONFIGURATION	RATING	IEC RATING COLOR	UL	CSA
HBL47CM29C	_____	HBL4729C	HBL4729CBK	NEMA L5-15R	15A. 125V.	YELLOW	YES	YES
HBL45CM79C	_____	HBL4579C		NEMA L6-15R	15A. 250V.	BLUE	YES	YES
HBL47CM79C	_____	HBL4779C		NEMA L7-15R	15A. 277VAC	GRAY	YES	YES
_____	HBL7565CY	HBL7565C		3 POLE 3 WIRE	15A. 125V. 10A. 250V.	BLACK	NO	NO

[A] WHITE FINISH ON NEUTRAL CONTACT WHEN USED.

[B] CM DEVICES SAME AS ABOVE EXCEPT:
COVER & CORD CLAMP - YELLOW
TERMINAL SCREWS & CONTACT - NICKEL PLATED
WIRE CLAMPS - BRASS, NICKEL PLATE
ASSEM FASTENERS - STAINLESS STEEL

[C] BK DEVICES ARE SAME AS ABOVE EXCEPT ALL BLACK

LEGEND: INCHES [mm]

LIST OF PARTS

	DESCRIPTION	MATERIAL	FINISH
[C]	BODY	NYLON	NATURAL
	RETAINER	POLYCARBONATE	CLEAR
	COVER	NYLON	
	INSERT	NYLON	
[C]	CORD CLAMP	NYLON	NATURAL
	WIRE CLAMP	.062 CRS	NICKEL PL
	BINDING PLATE	.031	
	CONTACT SPRING	BRONZE	
	INNER SPRING	.031	
		BRONZE	
[A]	BINDING SCREW	BRASS	
	GROUND HEX HEAD BINDING SCREW	BRASS	GREEN
	CORD CLAMP	STEEL	ZINC PL
	COMBO. SCREWS		
	ASSY SCREWS	STEEL	ZINC PL

SYM	REVISIONS	APP	DATE
6	ADDED "ALL BLACK" COLUMN TO TABLE; ADDED NOTE C PER DCN 11643 RCM	CAC	4/6/04
5	IN LIST OF PARTS, "POLYCARBONATE WAS "LEXAN"; PER DCN #8998. JMN	CJC	2/18/02
4	REMOVED "-" FROM CAT NO'S, CHGD SCREWS TO TRI-DRIVE PER DCN #772. AMZ	DB	8/17/00
3	"HBL" REMOVED FROM CATALOG #'S IN CHEM-MARINE COLUMN IN TABLE PER DCN #3175 RCM	JZ	1/24/95
2	TABLE UPDATED; "ALL SCREWS..." ADDED; AGENCY LISTED..." ADDED PER DCN #2940 RCM	JEZ	8/1/94
1	"X" REMOVED PER DCN #1908 RCM	VFL	6/28/93

THE DESIGN AND DIMENSIONS OF THE PRODUCT SHOWN ON THIS DRAWING ARE SUBJECT TO CHANGE WITHOUT NOTICE

TITLE
INSULORIP Ⓞ
2 POLE 3 WIRE
GROUNDING TWIST-LOCK Ⓞ
CONNECTORS

TOLERANCES UNLESS OTHERWISE SPECIFIED	WIRING DEVICE-KELLEMS HUBBELL INCORPORATED BRIDGEPORT, CT	
FRACTIONS ±1/64	DR. BY RCM	APP. BY VFL
DECIMALS ±.005	TR. BY	SCALE $\frac{1}{2}$
ANGLES ±2°	CHK'D BY ZIMM	DATE 8/28/93

DIMENSION SHEET FOR CAT. NO. M-7152
 REPAIRABLE NON-REPAIRABLE
 SEE TABLE
 B
 6