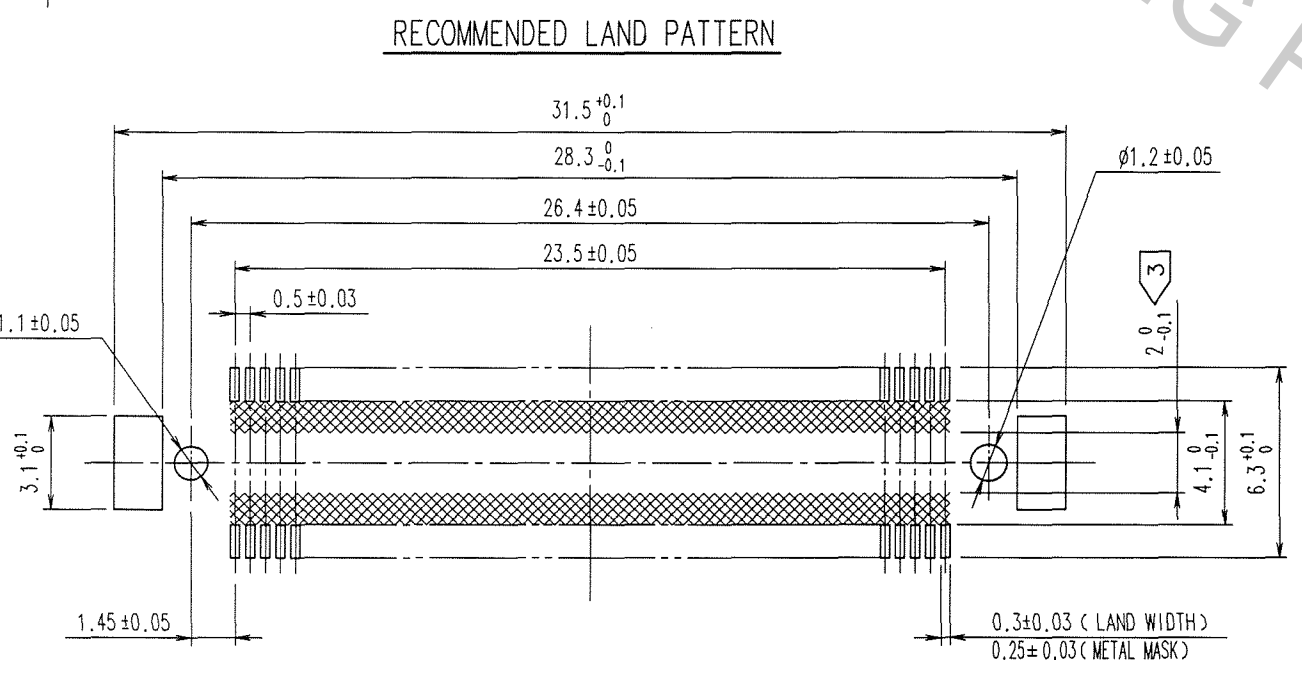
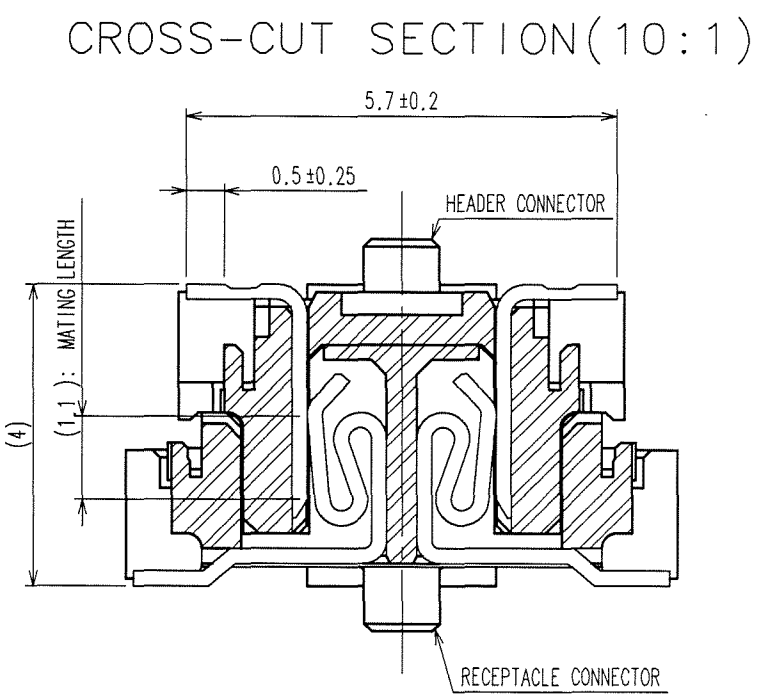
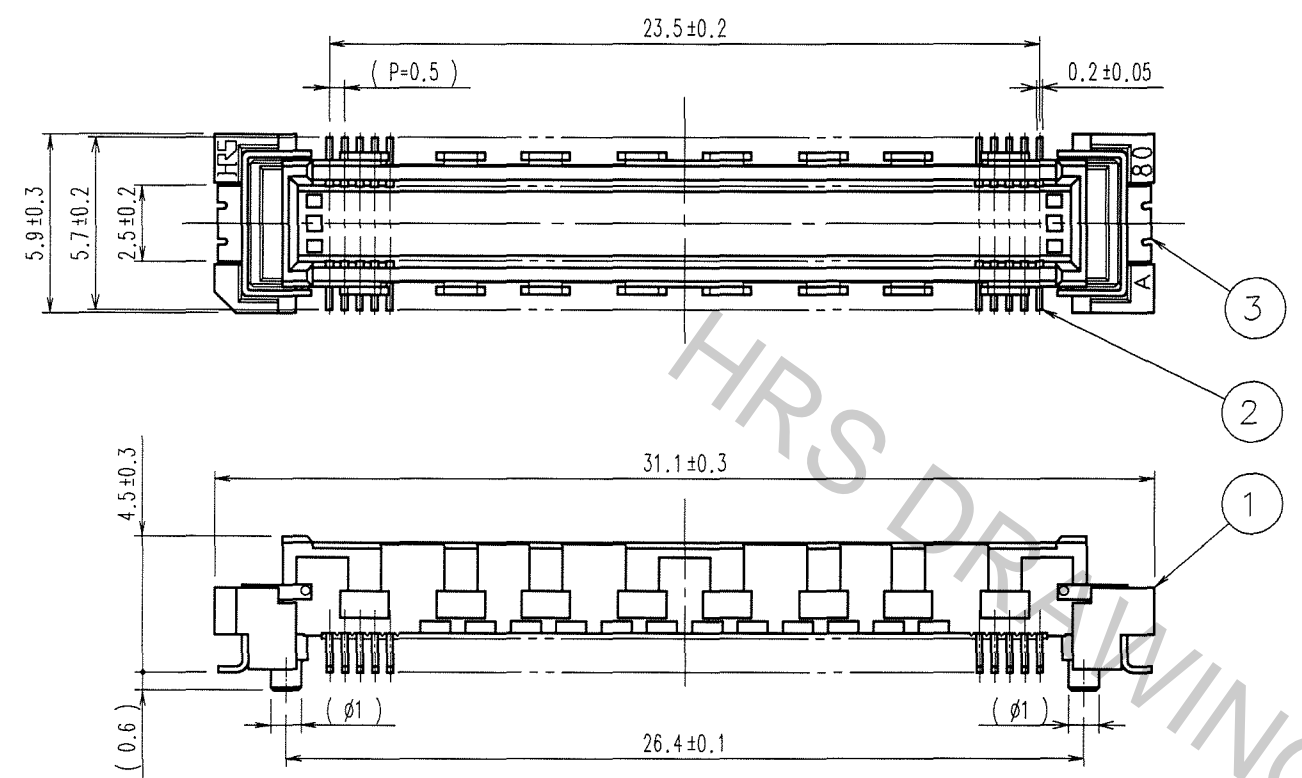


Aug.1.2016 Copyright 2016 HIROSE ELECTRIC CO., LTD. All Rights Reserved.

COUNT	DESCRIPTION OF REVISIONS	BY	CHKD	DATE	COUNT	DESCRIPTION OF REVISIONS	BY	CHKD	DATE
△				..	△				..
△				..	△				..
△				..	△				..



RECOMMENDED LAND PATTERN

NOTES

- 1 SMT LEAD-COPLANARITY:0.1 MAX.
- 2 THIS PRODUCT HAS NO POLARITY TO MOUNT ON THE RECOMMENDED LAND PATTERN.
- 3 NO PATTERN SHALL BE DESIGNED IN THIS AREA ,TO PREVENT CONTACTS FROM BEING TOUCHED WITH PATTERN.
- 4 THE DIMENSIONS IN PARENTHESES ARE FOR REFERENCE.

1	LCP	BEIGE	UL94V-0	3	PHOSPHOR BRONZE	TIN-PLATING	
2	PHOSPHOR BRONZE			2	PHOSPHOR BRONZE	CONTACT AREA : GOLD 0.1μm min. LEAD AREA : TIN-PLATING 1μm min. UNDER PLATING : NICKEL 1μm min.	
CODE NO. (OLD) CL		DRAWN K.DOI 06.04.17		DESIGNED <i>K. Doi</i> 06.04.17		CHECKED <i>K. Ogawa</i> 06.04.18	
		APPROVED <i>H. Okawa</i> 06.04.18		RELEASED			
DRAWING NO. EDC3-151968-25				PART NO. FX10A-96P-SV1(71)			
UNITS mm				CODE NO. CL570-0141-4-71			

TO