


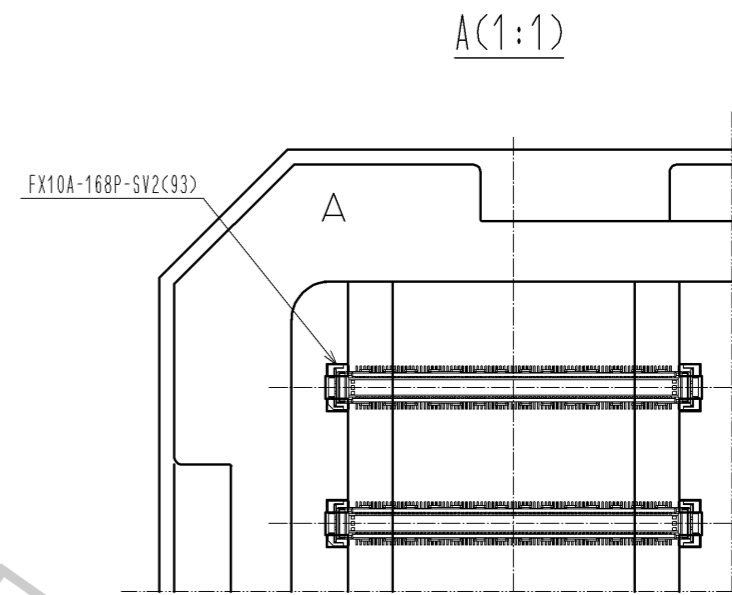
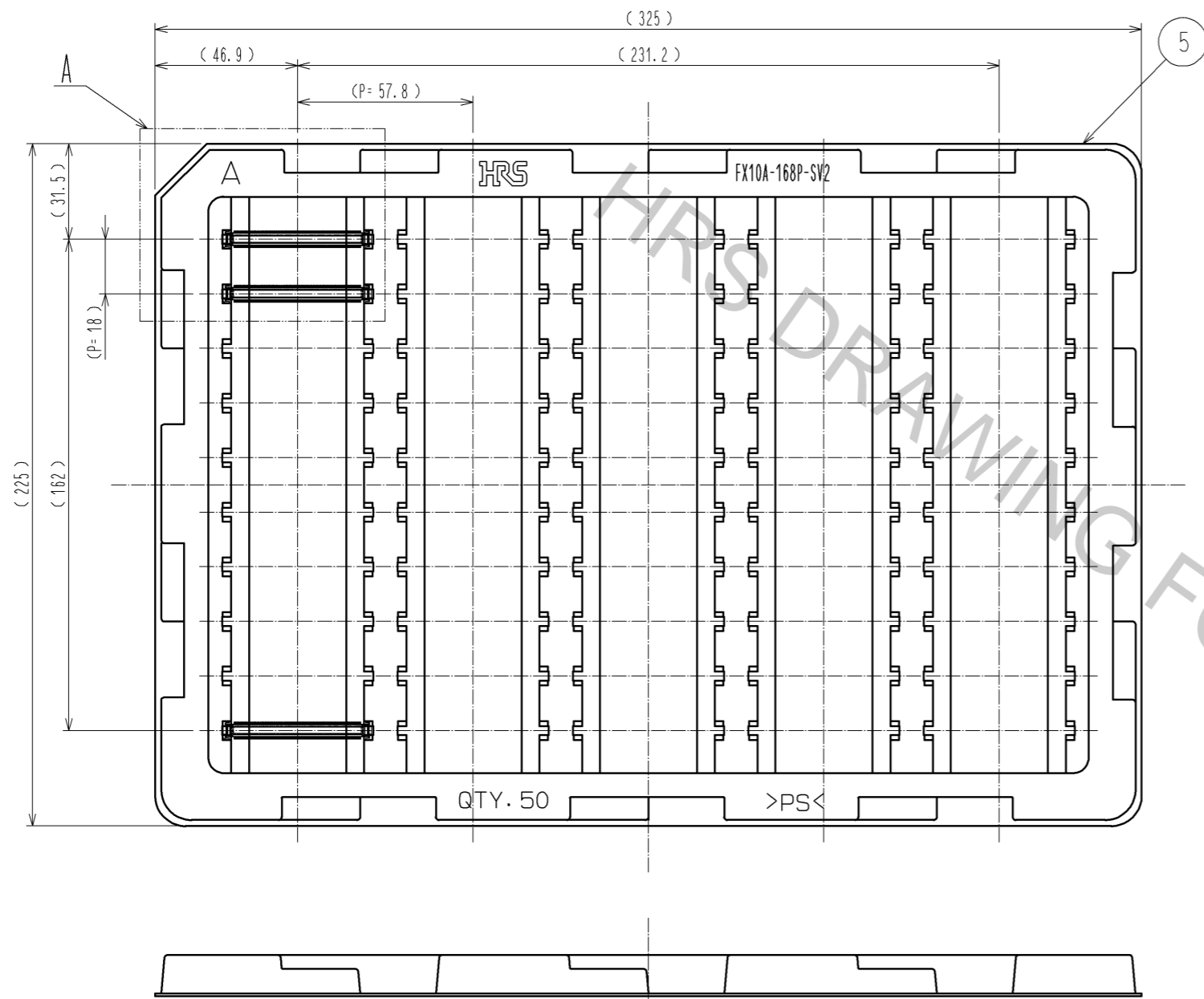
RECOMMENDED LAND PATTERN DIMENSION OF PCB
(RECOMMENDED METAL MASK THICKNESS:0.15mm)



- NOTES
- 1 SMT LEAD-COPLANARITY:0.1 MAX.
 - 2 THIS PRODUCT HAS NO POLARITY TO PATTERN FOR MOUNTING.
 - 3 THE DIMENSIONS IN PARENTHESES ARE FOR REFERENCE.
 - 4 STACKING HEIGHT FROM LEAD TO LEAD(REFERENCE DIMENSIONS)
 - 5 BOARD DISTANCE
 - 6 AREA IS VACUUM PICKUP AREA FOR REFERENCE.

3	COPPER ARROY	CONTACT AREA:GOLD 0.76μm min.	5	PS	
		LEAD AREA:GOLD 0.03μm min.			
		UNDER PLATING:NICKEL 1.3μm min.	4	COPPER ARROY	SURFACE AREA:GOLD 0.03μm min.
1, 2	LCP	BEIGE UL94V-0			UNDER PLATING:NICKEL 1.3μm min.
NO.	MATERIAL	FINISH . REMARKS	NO.	MATERIAL	FINISH . REMARKS
UNITS		SCALE	COUNT	DESCRIPTION OF REVISIONS	
mm		4 : 1		DESIGNED	CHECKED
HRS HIROSE ELECTRIC CO., LTD.		APPROVED : HS. OKAWA	11.03.24	DRAWING NO. EDC3-330879-02	
		CHECKED : KI. HIROKAWA	11.03.24	PART NO. FX10A-168P-SV2(93)	
		DESIGNED : DK. AIMOTO	11.03.23	CODE NO. CL570-0302-1-93	
		DRAWN : DK. AIMOTO	11.03.23	1/2	

DRAWING FOR PACKING(2:1)



- NOTES
- 1 1TRAY:50 CONNECTORS.
 - 2 THIS PRODUCT HAS NO POLARITY TO TRAY PACKAGING.
 - 3 THE DIMENSIONS IN PARENTHESES ARE FOR REFERENCE.

HRS	DRAWING NO.	EDC3-330879-02
	PART NO.	FX10A-168P-SV2(93)
	CODE NO.	CL570-0302-1-93
		△ 2/2