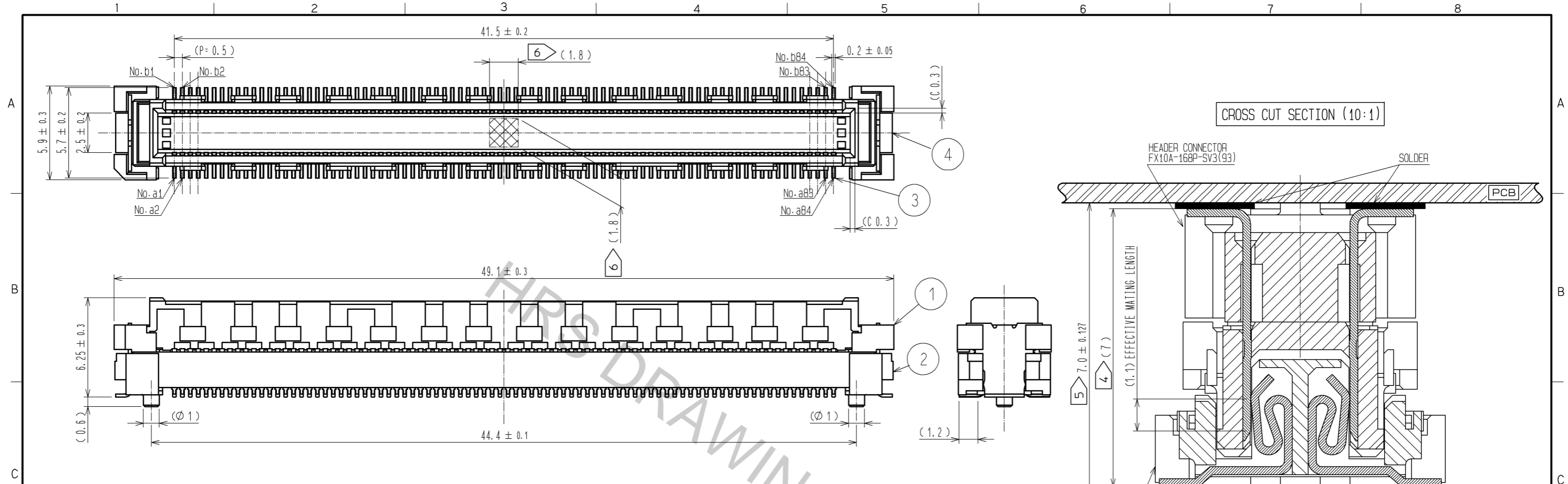
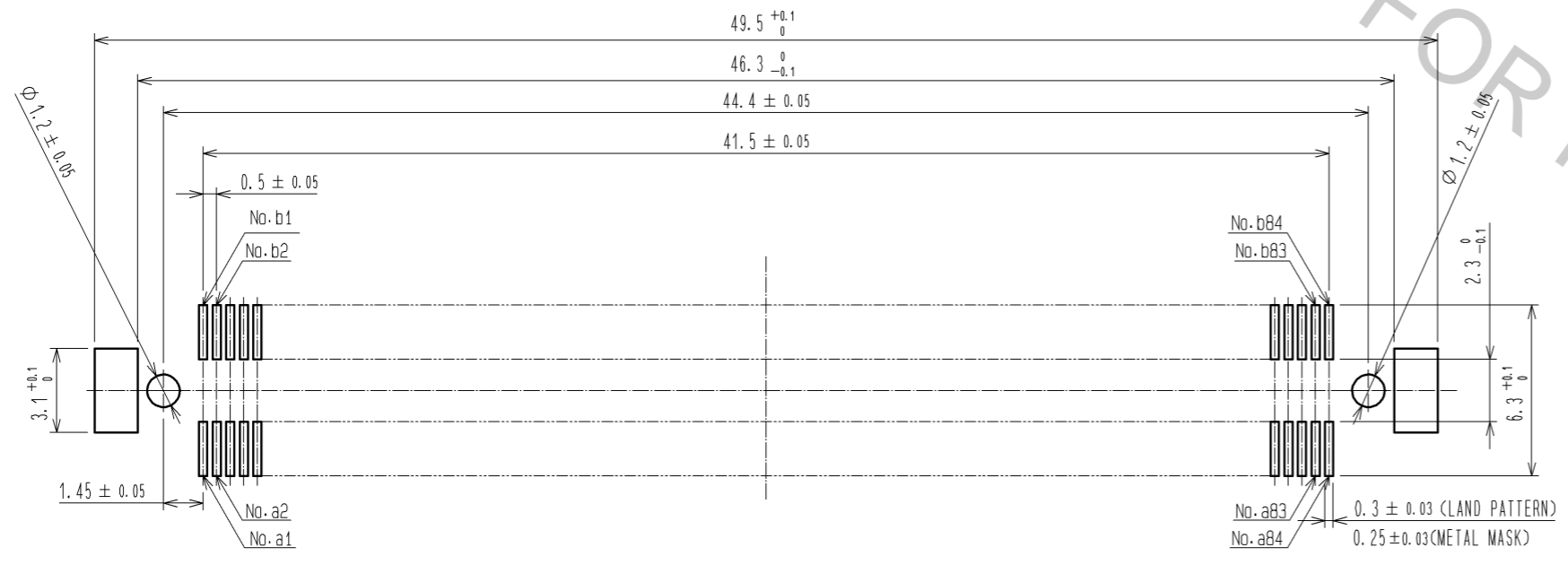


Aug.1.2016 Copyright 2016 HIROSE ELECTRIC CO., LTD. All Rights Reserved.



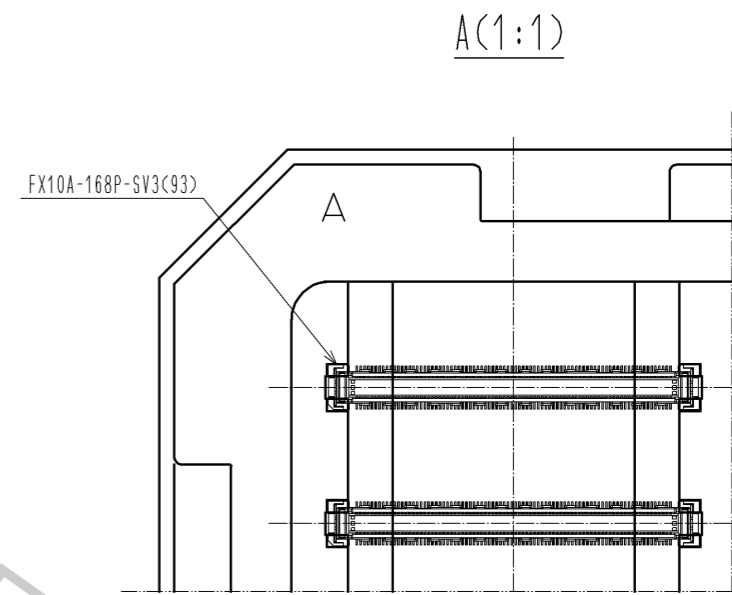
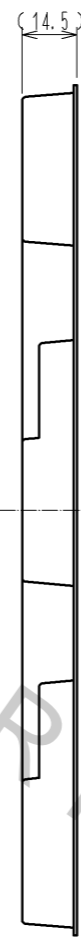
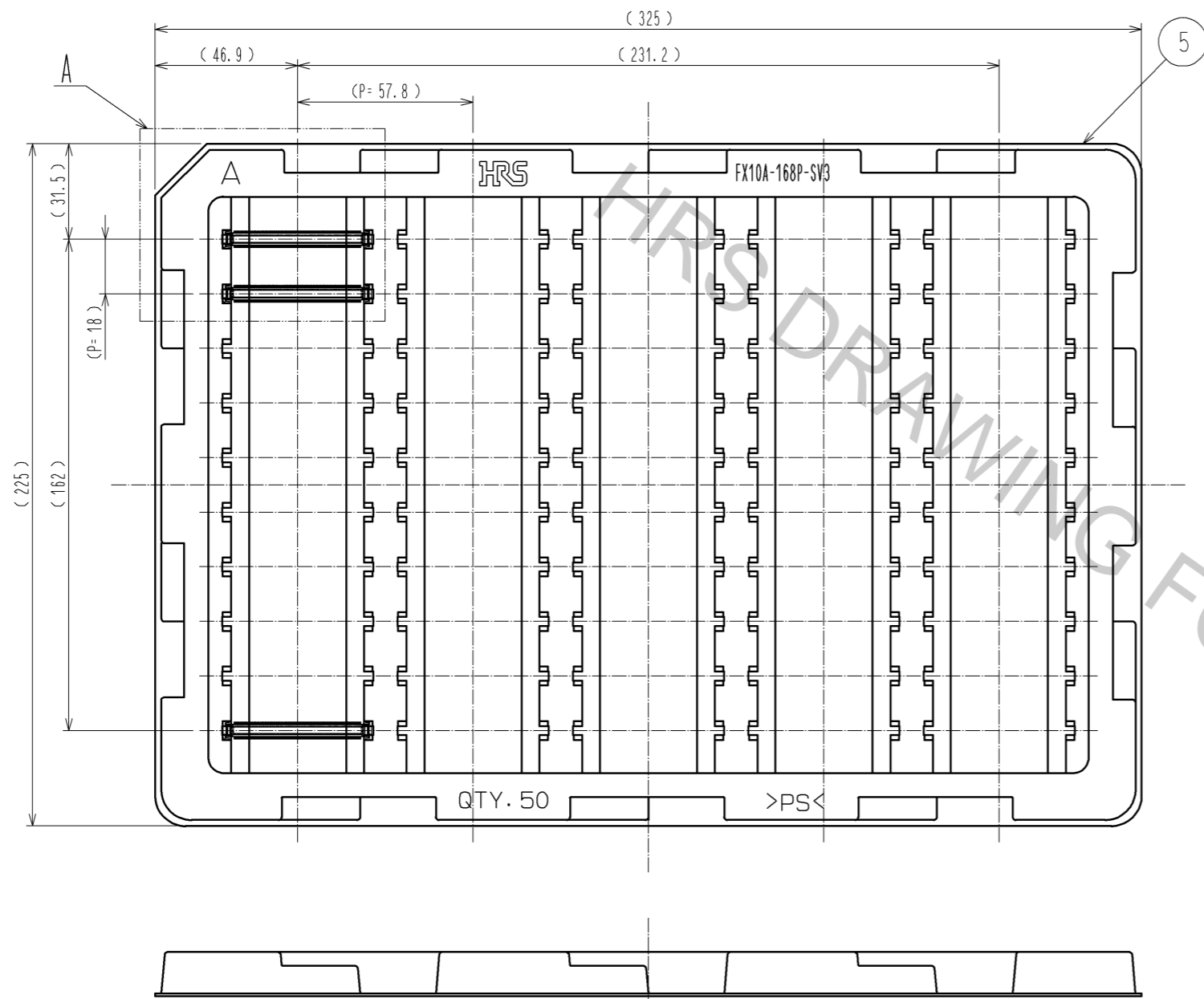
RECOMMENDED LAND PATTERN DIMENSION OF PCB  
(RECOMMENDED METAL MASK THICKNESS:0.15mm)



- NOTES
- 1 SMT LEAD-COPLANARITY:0.1 MAX.
  - 2 THIS PRODUCT HAS NO POLARITY TO PATTERN FOR MOUNTING.
  - 3 THE DIMENSIONS IN PARENTHESES ARE FOR REFERENCE.
  - 4 STACKING HEIGHT FROM LEAD TO LEAD(REFERENCE DIMENSIONS)
  - 5 BOARD DISTANCE
  - 6 AREA IS VACUUM PICKUP AREA FOR REFERENCE.

3	COPPER ARROY	CONTACT AREA:GOLD 0.76µm min.	5	PS			
		LEAD AREA:GOLD 0.03µm min.					
		UNDER PLATING:NICKEL 1.3µm min.	4	COPPER ARROY	SURFACE AREA:GOLD 0.03µm min.		
1, 2	LCP	BEIGE UL94V-0			UNDER PLATING:NICKEL 1.3µm min.		
NO.	MATERIAL	FINISH . REMARKS	NO.	MATERIAL	FINISH . REMARKS		
UNITS		SCALE	COUNT	DESCRIPTION OF REVISIONS	DESIGNED	CHECKED	DATE
mm		4 : 1					
<b>HRS</b> HIROSE ELECTRIC CO., LTD.		APPROVED : HS. OKAWA	11.03.24	DRAWING NO. EDC3-330881-02			
		CHECKED : KI. HIROKAWA	11.03.24	PART NO. FX10A-168P-SV3(93)			
		DESIGNED : DK. AIMOTO	11.03.23	CODE NO. CL570-0304-7-93			
		DRAWN : DK. AIMOTO	11.03.23			1/2	

DRAWING FOR PACKING(2:1)



- NOTES
- 1 1TRAY:50 CONNECTORS.
  - 2 THIS PRODUCT HAS NO POLARITY TO TRAY PACKAGING.
  - 3 THE DIMENSIONS IN PARENTHESES ARE FOR REFERENCE.

<b>HRS</b>	DRAWING NO.	EDC3-330881-02
	PART NO.	FX10A-168P-SV3(93)
	CODE NO.	CL570-0304-7-93
		△ 2/2