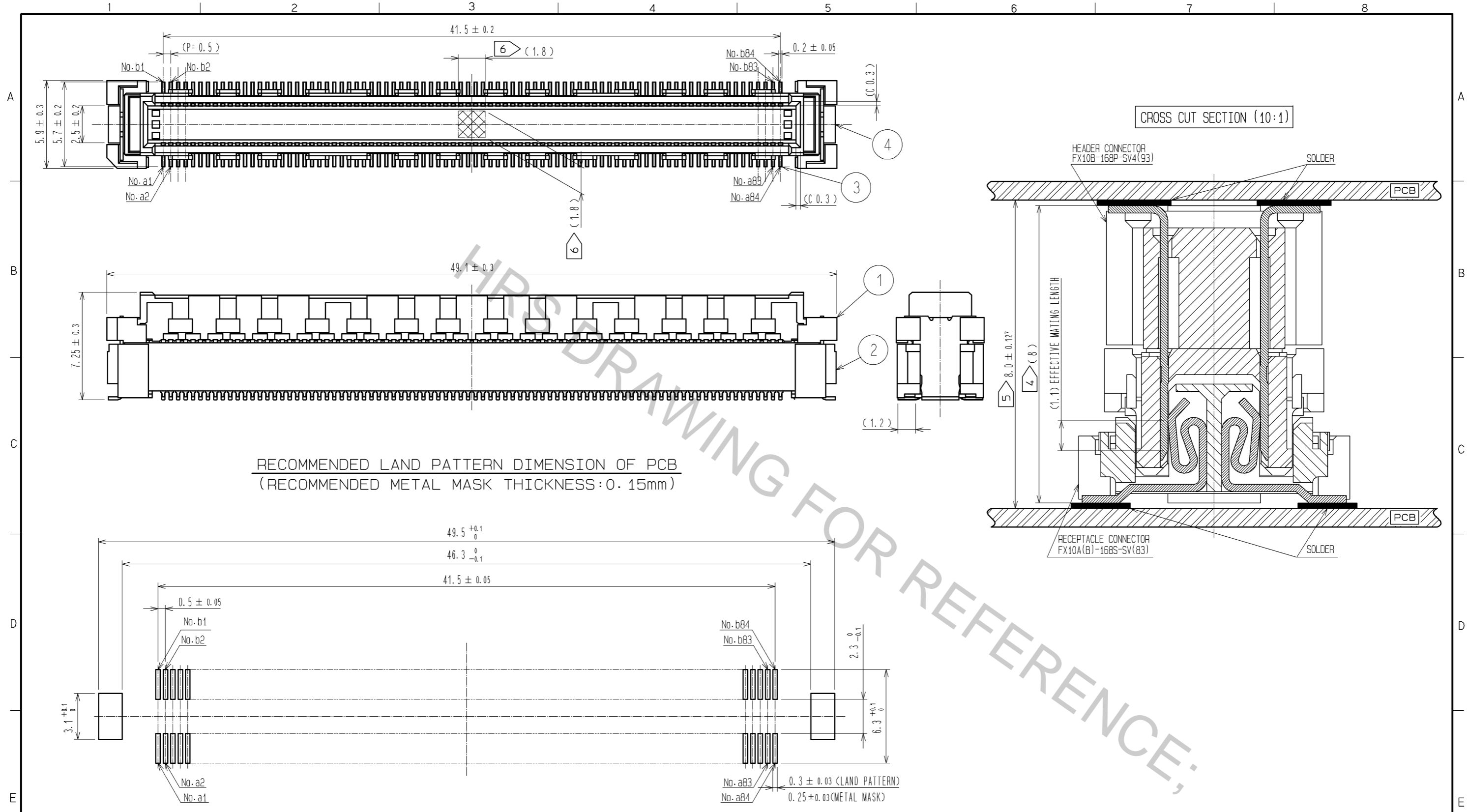


Aug.1.2016 Copyright 2016 HIROSE ELECTRIC CO., LTD. All Rights Reserved.

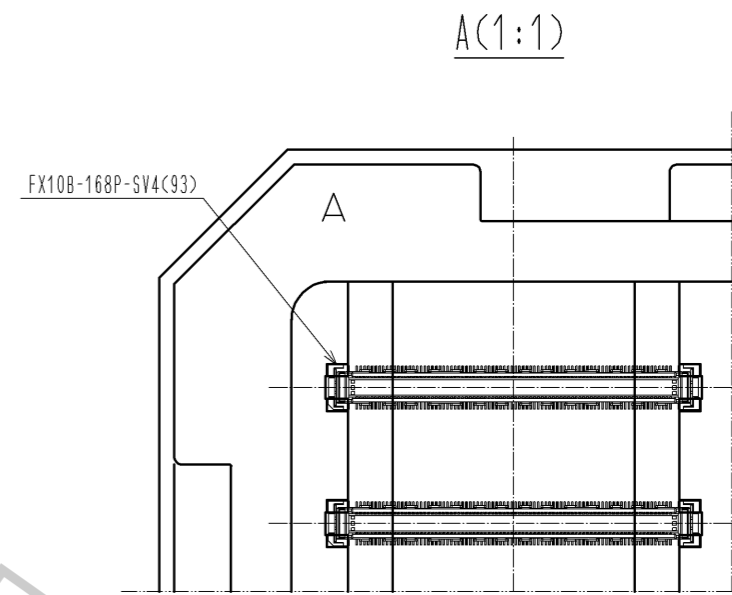
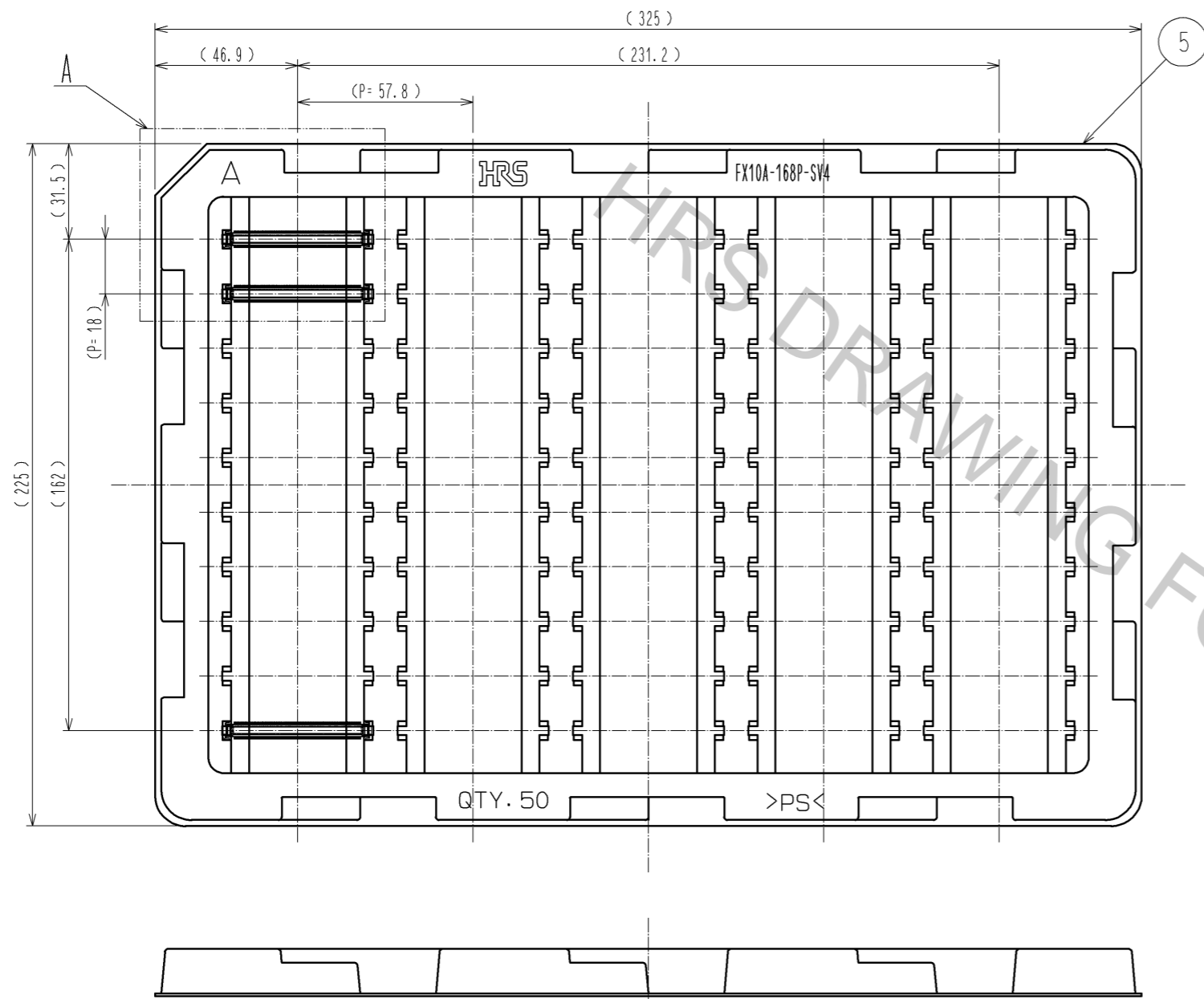


RECOMMENDED LAND PATTERN DIMENSION OF PCB  
(RECOMMENDED METAL MASK THICKNESS:0.15mm)

- NOTES
- 1 SMT LEAD-COPLANARITY:0.1 MAX.
  - 2 THIS PRODUCT HAS NO POLARITY TO PATTERN FOR MOUNTING.
  - 3 THE DIMENSIONS IN PARENTHESES ARE FOR REFERENCE.
  - 4 STACKING HEIGHT FROM LEAD TO LEAD(REFERENCE DIMENSIONS)
  - 5 BOARD DISTANCE
  - 6 AREA IS VACUUM PICKUP AREA FOR REFERENCE.

3	COPPER ARROY	CONTACT AREA:GOLD 0.76µm min.	5	PS	
		LEAD AREA:GOLD 0.03µm min.			
		UNDER PLATING:NICKEL 1.3µm min.	4	COPPER ARROY	SURFACE AREA:GOLD 0.03µm min.
1, 2	LCP	BEIGE UL94V-0			UNDER PLATING:NICKEL 1.3µm min.
NO.	MATERIAL	FINISH . REMARKS	NO.	MATERIAL	FINISH . REMARKS
UNITS mm		SCALE 4 : 1	COUNT		DESCRIPTION OF REVISIONS
			DESIGNED		CHECKED
		DATE			
APPROVED : HS. OKAWA			11.03.24		
CHECKED : KI. HIROKAWA			11.03.24		
DESIGNED : DK. AIMOTO			11.03.23		
DRAWN : DK. AIMOTO			11.03.23		
			DRAWING NO. EDC3-330884-02		
HIROSE ELECTRIC CO., LTD.			PART NO. FX10B-168P-SV4(93)		
			CODE NO. CL570-0307-5-93		
			1/2		

DRAWING FOR PACKING(2:1)



- NOTES
- 1 1TRAY:50 CONNECTORS.
  - 2 THIS PRODUCT HAS NO POLARITY TO TRAY PACKAGING.
  - 3 THE DIMENSIONS IN PARENTHESES ARE FOR REFERENCE.

<b>HRS</b>	DRAWING NO.	EDC3-330884-02	△ 2/2
	PART NO.	FX10B-168P-SV4(93)	
	CODE NO.	CL570-0307-5-93	