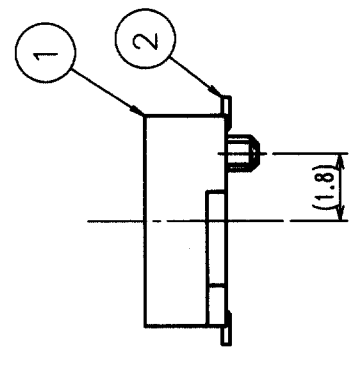
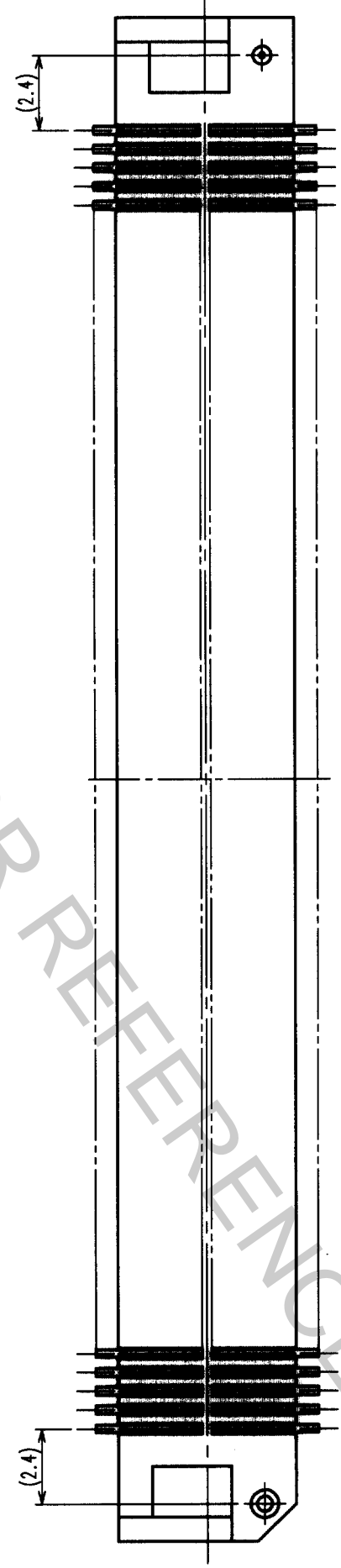

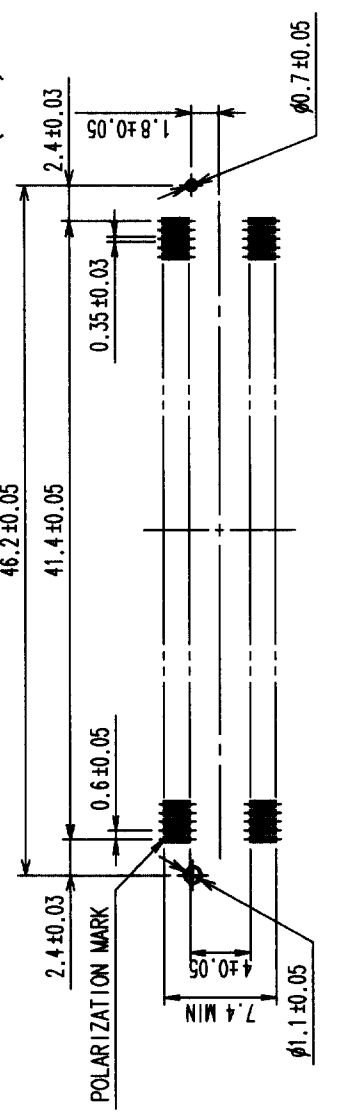


COUNT	DESCRIPTION OF REVISIONS	BY	CHGD	DATE	COUNT	DESCRIPTION OF REVISIONS	BY	CHGD	DATE
△					△				
△					△				
△					△				



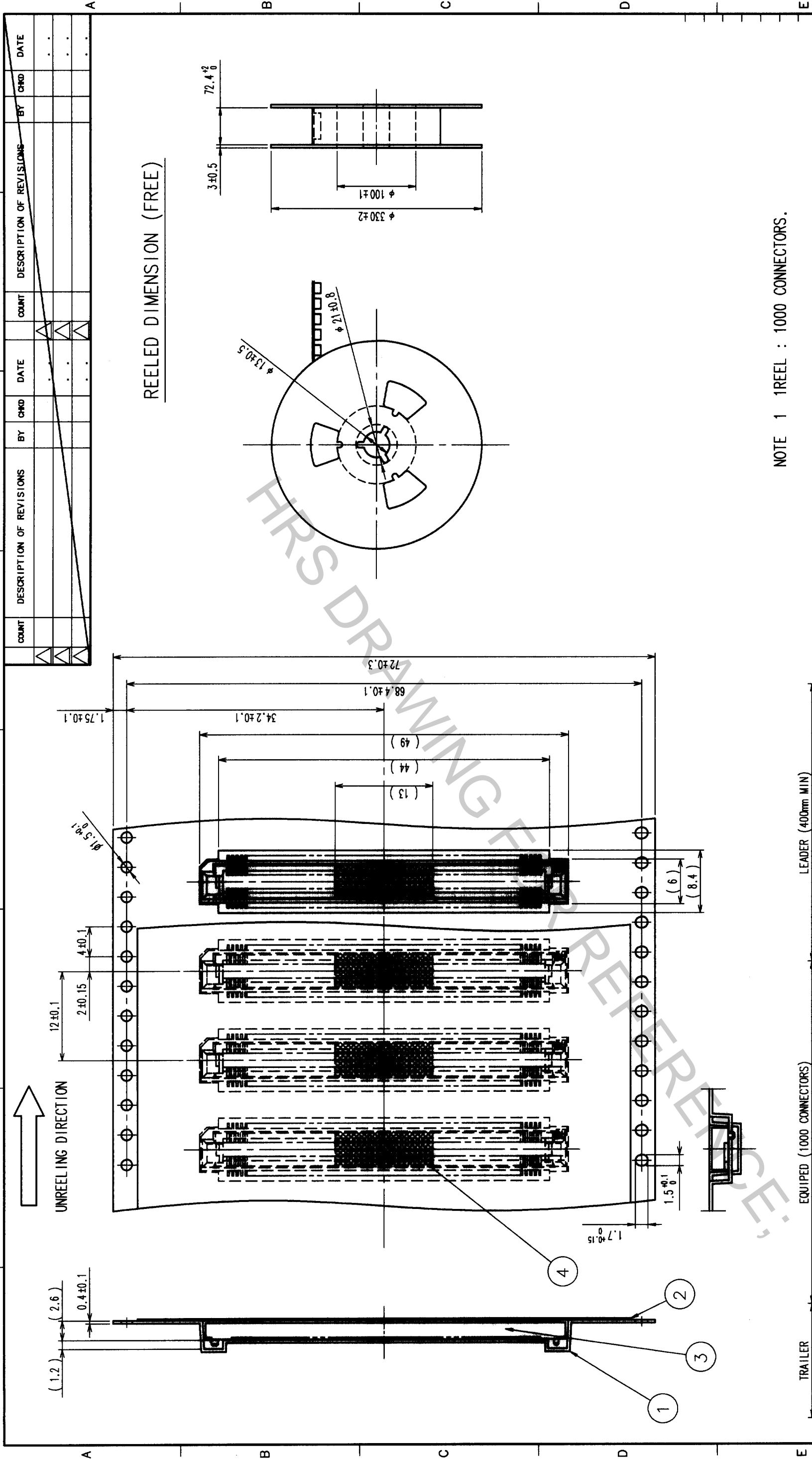
- NOTE
- 1 LEAD CO-PLANARITY SHALL BE 0.1 MAX.
 - 2 EMBOSS CARRIER TAPE PACKAGING SHALL BE APPLIED FOR THIS PRODUCT. SEE SHEET 2/2 FOR DETAILS.
 - 3 THIS PRODUCT HAS TAPE FOR VACUUM PICKUP. SEE NEXT PAGE FOR DETAIL OF STICKING POSITION, ETC
 - 4 FOR MODIFICATION, ETC., PREVENTIVE HOLE FOR SINK MARK MAY BE ADDED DEPENDS ON CIRCUMSTANCES.

RECOMMENDED LAND PATTERN DIMENSION OF PCB (MOUNTING SIDE)
(2:1)

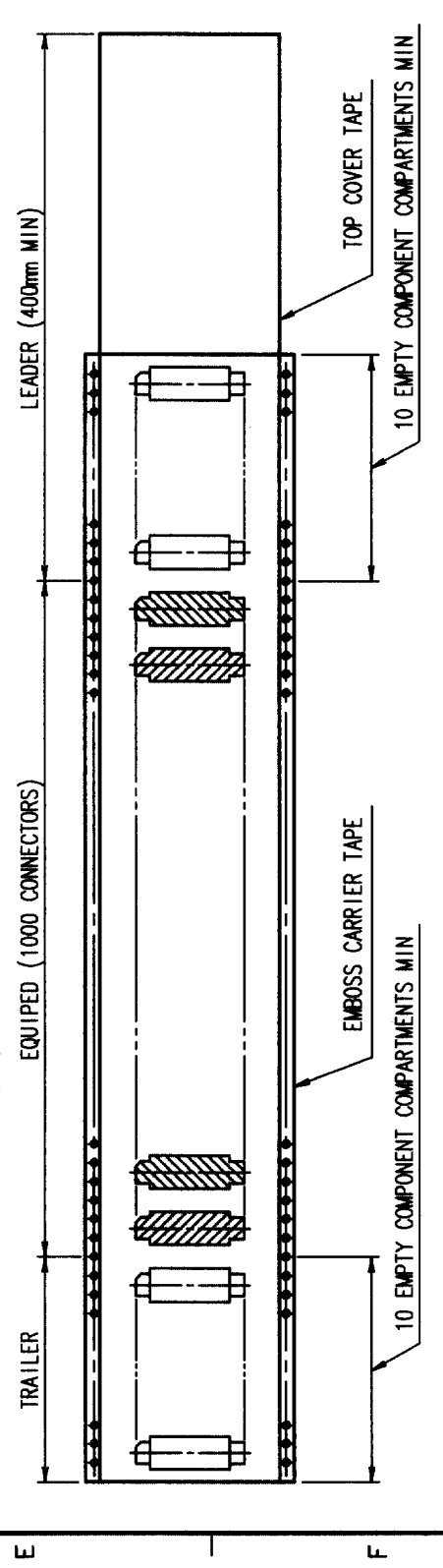


1	PPS	LIGHT BROWN (UL94V-0)	2	PHOSPHOR BRONZE	CONTACT AREA: GOLD(0.1μm) OVER NICKEL THE OTHER AREA: GOLD(FLASH) OVER NICKEL
NO.	MATERIAL	FINISH, REMARKS	NO.	MATERIAL	FINISH, REMARKS
CODE NO. (OLD)			DRAWN	DESIGNED	CHECKED
			<i>M. Nagata</i>	<i>M. Nagata</i>	<i>H. Okawa</i>
			01-04-06	01-04-06	01-04-06
DRAWING NO.		PART NO.		APPROVED	
EDC3-150678-02		FX8-140S-SV(23)		<i>T. Yoshimura</i>	
SCALE	5:1	CODE NO.		RELEASED	
UNITS	mm	CL578-0207-1-23			

TO	
PCK	



NOTE 1 1 REEL : 1000 CONNECTORS.



COUNT	DESCRIPTION OF REVISIONS	BY	CHKD	DATE	COUNT	DESCRIPTION OF REVISIONS	BY	CHKD	DATE

2	POLYESTER	TOP COVER TAPE	4	POLYIMIDE	(TAPE FOR VACUUM PICKUP)	
1	POLYSTYRENE	EMBOSS CARRIER TAPE	3	(CONNECTOR)		
NO.	MATERIAL	FINISH, REMARKS	NO.	MATERIAL	FINISH, REMARKS	
CODE NO. (OLD)	DRAWN		DESIGNED	CHECKED	APPROVED	RELEASED
			M. Nagata	M. Nagata	H. Okawa	T. Yoshimura
			01-04-06	01-04-06	01-04-06	01-04-06
			PART NO. FX8-140S-SV(23)			
			DRAWING NO. EDC3-150678-02			
			SCALE 2 : 1			
			UNITS mm			
			HRS HIROSE ELECTRIC CO., LTD			
			CODE NO. CL578-0207-1-23			
			2			

TO	
PCK	