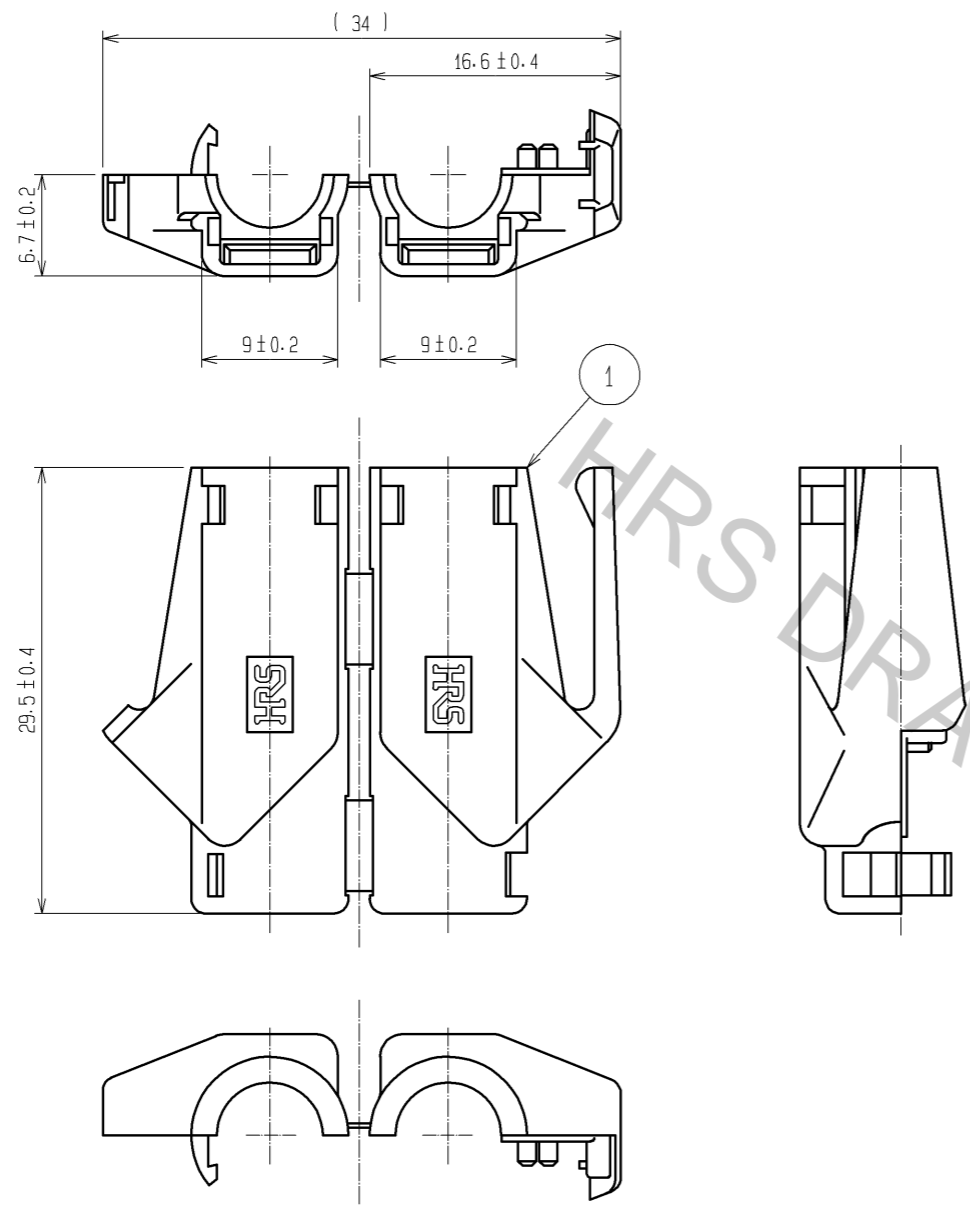
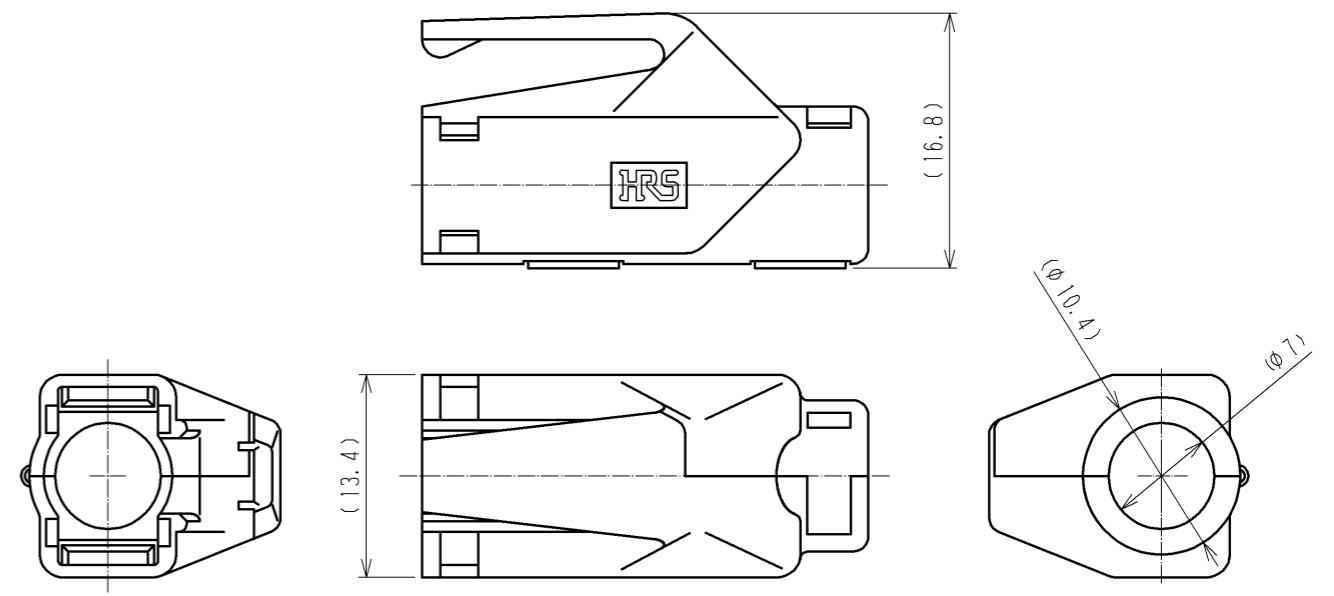


Aug.1.2016 Copyright 2016 HIROSE ELECTRIC CO., LTD. All Rights Reserved.

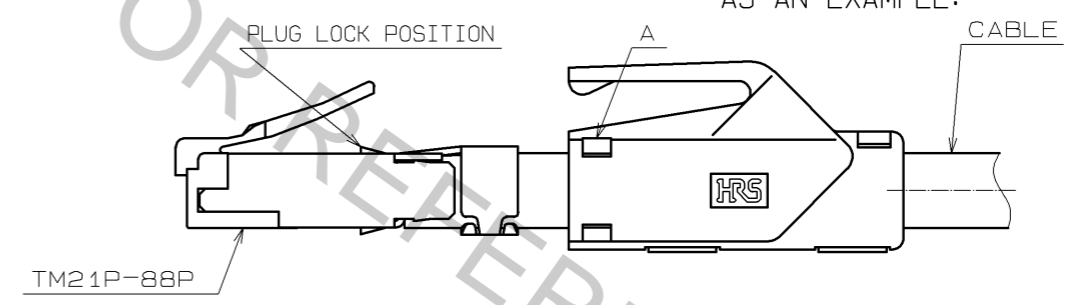


ATTACHED HOOD CLOSED

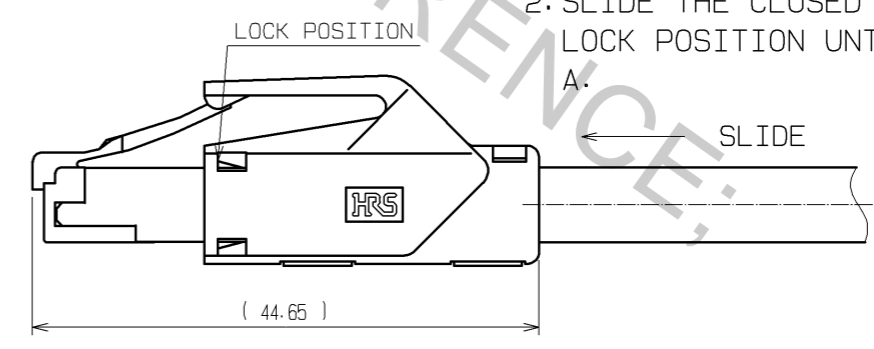


HOOD ATTACHMENT PROCEDURE (FREE)

1. FIT THE OPENED HOOD ON THE CABLE AND CLOSE. HOOD DIRECTION IS SHOWN AS AN EXAMPLE.



2. SLIDE THE CLOSED HOOD TO THE PLUG LOCK POSITION UNTIL BEING LOCKED AT A.



NOTE 1. () INDICATES THE REFERENCE DIMENSIONS.
 2. COLORS ARE SHOWN IN TABLE-1.
 3. PER PACK: 50 PIECES.

TABLE-1

PART No.	HRS No.	COLOR
TM21P-88P(11)	CL222-2862-9-11	LIGHT BEIGE
TM21P-88P(12)	CL222-2862-9-12	MEDIUM GRAY
TM21P-88P(13)	CL222-2862-9-13	BLACK
TM21P-88P(14)	CL222-2862-9-14	NATURAL LIGHT GRAY
TM21P-88P(15)	CL222-2862-9-15	RED
TM21P-88P(16)	CL222-2862-9-16	GREEN
TM21P-88P(17)	CL222-2862-9-17	BLUE
TM21P-88P(18)	CL222-2862-9-18	YELLOW
TM21P-88P(19)	CL222-2862-9-19	ORANGE
TM21P-88P(32)	CL222-2862-9-32	WHITE
TM21P-88P(33)	CL222-2862-9-33	VIOLET
TM21P-88P(34)	CL222-2862-9-34	PINK

NO.	MATERIAL	FINISH . REMARKS	NO.	MATERIAL	FINISH . REMARKS
1	POLYAMIDE	(2) UL94V-2			

UNITS	SCALE	COUNT	DESCRIPTION OF REVISIONS	DESIGNED	CHECKED	DATE
mm	2 : 1	3	DIS-E-001276	TS. ITO	HO. MIWA	07. 02. 14

APPROVED : HO. MIWA	05. 01. 05	DRAWING NO.	EDC3-121484-01
CHECED : TH. KAMEYA	05. 01. 05	PART NO.	TM21P-88P (**)
DESIGNED : SS. SATOH	05. 01. 05	CODE NO.	
DRAWN : SS. SATOH	05. 01. 05		