

TECHNICAL CHARACTERISTICS

MATERIAL  
 INSULATOR: NYLON 66  
 FLAMABILITY RATING: UL94-V0  
 COLOR: WHITE  
 PITCH: 4.20MM

ENVIRONMENTAL  
 OPERATING TEMPERATURE: -40 UP TO 105°C  
 COMPLIANCE: LEAD FREE AND ROHS

ELECTRICAL  
 CURRENT RATING: 8 TO 9A

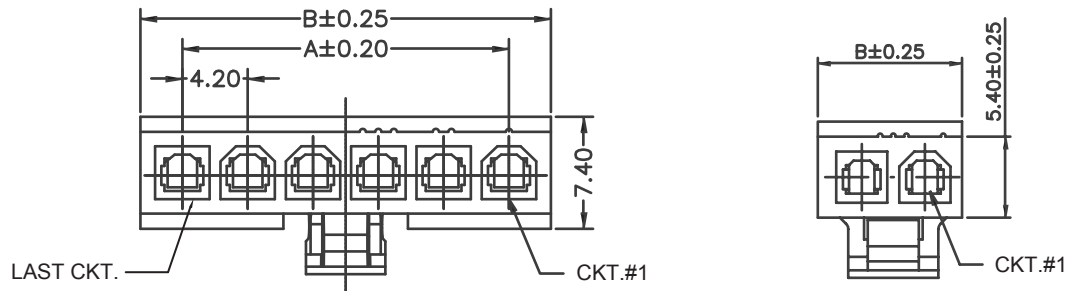
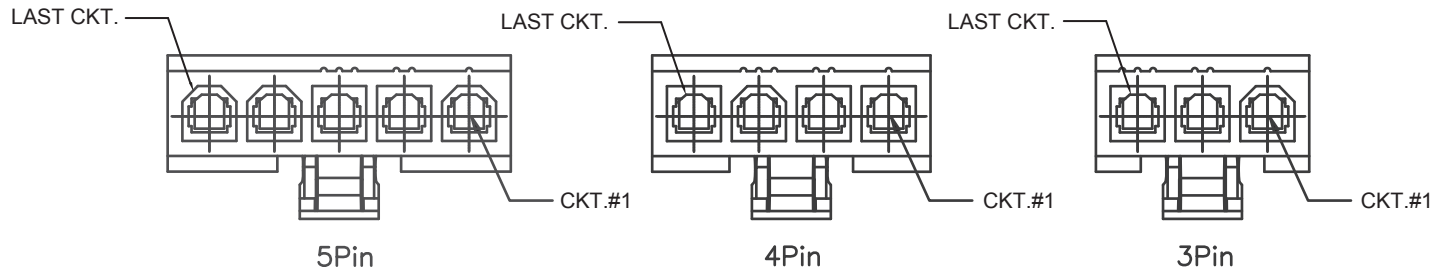
NB CIRCUITS	2-3	4-5
AMPERES	9	8

WORKING VOLTAGE: 600V AC  
 INSULATOR RESISTANCE: >1000 MOHM  
 DIELECTRIC WITHSTANDING VOLTAGE: 1500V AC/MN

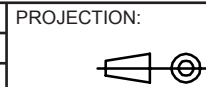
STANDARD  
 CERTIFIED: E323964

PACKAGING  
 TRAY

DIMENSION  
 A = 4.20 x (NB. PIN - 1)  
 B = (4.20 x NB. PIN) + 1.20



RoHS Compliant			
K	01-JUL-15	PINNING	AK
J	26-SEP-14	DRAWING	AS
I	12-MAR-14	TPK	QL
H	08-NOV-11	DRAWING	GG
REV	DATE	FILE	BY



APPROVAL: BBu

GENERAL TOLERANCE

.X = +/- 0.2  
 .XX = +/- 0.15



UNIT: MM  
 SCALE:  
 SHEET: 1/3  
 DRAW: AS

DESCRIPTION: 4.20MM FEMALE SINGLE ROW RECEPTACLE  
 WERI PART NO: 649 0xx 013 322

SIZE  
**A4**

A

B

C

D

1

2

3

4

5

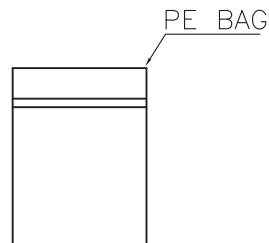
Note:

1.Dimension:

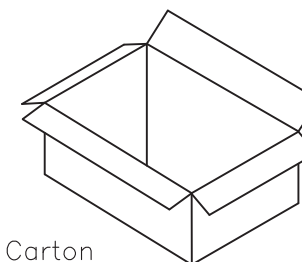
Carton Size:40\*28\*28(cm)

2.Quantity:

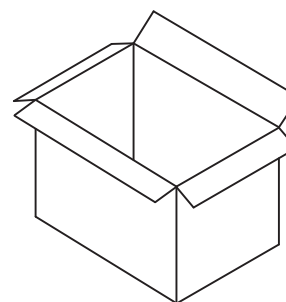
Pin.	Pcs/Bag	Pcs/Carton
2	200	12000
3	200	9000
4	200	8000
5	100	7000



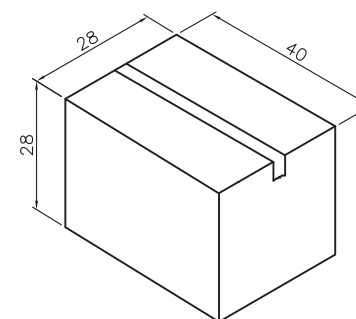
PE BAG



Inner Carton



Carton



RoHS Compliant

PROJECTION:



GENERAL TOLERANCE

.X = +/- 0.2

.XX = +/- 0.15



APPROVAL: BBu

UNIT: MM

SCALE:

SHEET: 2/3

DRAW: AS

DESCRIPTION: 4.20MM FEMALE SINGLE ROW RECEPTACLE

WERI PART NO: 649 0xx 013 322\_TPK

SIZE

**A4**

A

B

C

D

1

2

3

4

5

## Cautions and Warnings:

This electronic component is designed and developed with the intention for use in general electronics equipments.

Before incorporating the components into any equipments in the field such as aerospace, aviation, nuclear control, submarine, transportation, (automotive control, train control, ship control), transportation signal, disaster prevention, medical, public information network etc. where higher safety and reliability are especially required or if there is possibility of direct damage or injury to human body, Würth Elektronik must be asked for a written approval.

In addition, even electronic component in general electronic equipments, when used in electrical circuits that require high safety, reliability functions or performance, the sufficient reliability evaluation-check for the safety must be performed before by the user before usage.

A

B

C

RoHS Compliant

G				PROJECTION: 	GENERAL TOLERANCE .X = +/- 0.2 .XX = +/- 0.15	 <b>WÜRTH ELEKTRONIK</b>	
F							
E							
D							
C				APPROVAL: JC	UNIT: MM	DESCRIPTION: DISCLAIMER	SIZE <b>A4</b>
B					SCALE:		
A	10-SEP-14	PDF	QL		SHEET: 3/3	WERI PART NO: DISCLAIMER	
REV	DATE	FILE	BY		DRAW: QL		

D