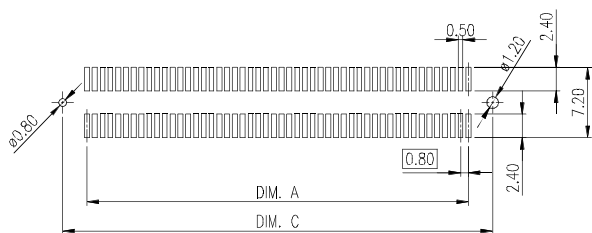
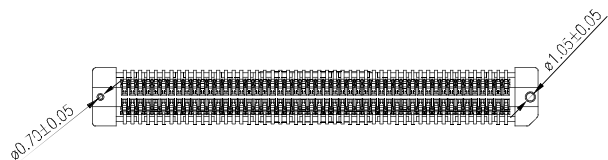
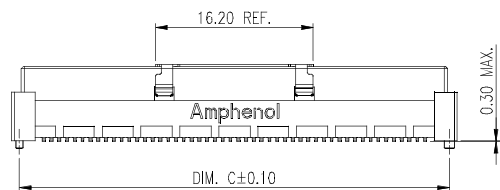
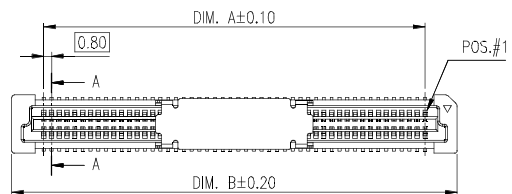


This document is the property of Amphenol Corporation and is delivered on the express condition that it is not to be disclosed, reproduced or used, in whole or in part, for manufacture or sale by anyone other than Amphenol Corporation without its prior consent, and that no right is granted to disclose or to use any information in this document.

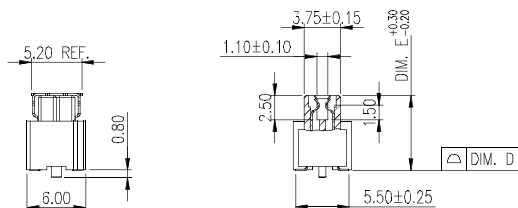
The marking on this product doesn't contain environmental hazardous material and must follow one or more specifications per Material Specification SS-00259 for Sony GP compliant or per directive 2011/65/EC for RoHS compliant or per IEC 61249-2-21 for Halogen Free compliant.

FOR REFERENCE ONLY

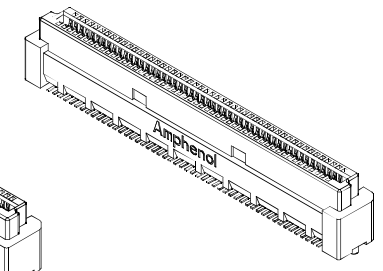
REVISIONS				
SYM	ECN No.	DESCRIPTION	DATE	BY
AX1		UNAPPROVAL REVISION	02/25/2015	Sondra Sang
A 2		ADD CONTACT PLATING OPTION	05/28/2015	Sondra Sang
AX3		ADD 64 POS. IN THE DIM. TABLE	06/15/2015	Sondra Sang
AX4		MODIFIED PINS	07/20/2015	Sondra Sang
A 5		ADD 20 POS. IN THE DIM. TABLE	08/14/2015	Sondra Sang



RECOMMENDED PCB LAYOUT - TOP VIEW
(GENERAL TOLERANCES: ±0.05)



RA-A SECTION



PART NUMBER:
G832MB 0 X XXX X X 2 X HR

- | | |
|---------------------------------|--------------------------|
| STYLE OPTION | PACKAGE OPTION |
| 1: STRAIGHT, LCP- BL-CK | 1: TUBE PACKING |
| 3: STRAIGHT, LCP- NATURAL WHITE | 2: T&R PACKING, W/ CAP |
| | 3: T&R PACKING, W/O CAP |
| | 4: T&R PACKING, W/ MYLAR |
| NO OF POS. | CONTACT FINISH |
| CONN. HEIGHT (DIM. E) | 0: GOLD FLASH |
| 1: 3.70mm | 1: 15µ" GOLD |
| 5: 7.70mm | 2: 30µ" GOLD |
| 6: 11.70mm | 3: 8µ" GOLD |

POS.	DIM. A	DIM. B	DIM. C	DIM. D
200	79.20	85.80	84.20	0.13 MAX.
180	71.20	77.80	76.20	
160	63.20	69.80	68.20	
140	55.20	61.80	60.20	
120	47.20	53.80	52.20	0.10 MAX.
100	39.20	45.80	44.20	
80	31.20	37.80	36.20	
64	24.80	31.40	29.80	
60	23.20	29.80	28.20	
40	15.20	21.80	20.20	
20	7.20	13.80	12.20	

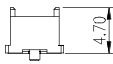
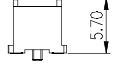

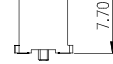

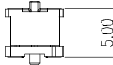



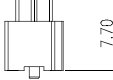
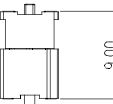


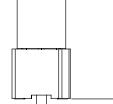
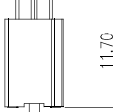


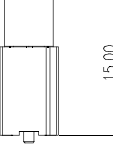
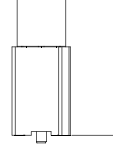
- NOTES:
- HOUSING: HIGH TEMPERATURE THERMOPLASTIC, UL 94V-0, COLOR- OPTIONAL
 - CONTACT: COPPER ALLOY, 0.15mm THICKNESS, SELECTIVE GOLD PLATED ON CONTACT AREA, 100µ" MIN. MATTE TIN PLATED ON SOLDERING TAIL, 50µ" MIN. NICKEL UNDER-PLATED OVERALL
 - CAP: STAINLESS STEEL, 0.20mm THICKNESS
 - THIS PRODUCT DOESN'T CONTAIN ENVIRONMENTAL HAZARDOUS MATERIALS PER R DIRECTIVE 2011/65/EC FOR RoHS AND PER IEC 61249-2-21 FOR HALOGEN FREE COMPLIANT.

TOLERANCE	APPROVALS	DATE	TITLE		PART No.	
X. X.X ±0.30 X.XX ±0.20 X.XXX ±0.10	DRAWN Sondra Sang	08/14/2015	BOARD TO BOARD CONN. 0.80mm PITCH RECEPTACLE		Amphenol® Amphenol Corporation Amphenol Taiwan Corporation	
ANGULAR ±1°	CHECKED Chenny Yeh	08/14/2015	UNIT mm SIZE A3		PART No. G832MB 0X XXX XX2X HR	
UNLESS OTHERWISE SPECIFIED	APPROVED Hank Hsu	08/14/2015	SCALE NA SHEET 1 OF 1		DVG No. G832MBOXXXXXX2XHR REV. AX5	
	DWG TYPE CUST DWG	PROJECT CODE TXXX				

This document is the property of Amphenol Corporation and is delivered on the express condition that it not be disclosed, reproduced or used, in whole or in part, for manufacture or sale by anyone other than Amphenol Corporation without its prior consent, and that no right is granted to disclose or to use any information in this document.
 The marking on this product doesn't contain environmental hazardous material and must follow one or more specifications per Material Specification SS-00259 for Sony GP compliant or per directive 2011/65/EC for RoHS compliant or per IEC 61249-2-21 for Halogen Free compliant.

FOR REFERENCE ONLY

REVISIONS				
SYM	ECN No.	DESCRIPTION	DATE	BY
AX1		UNAPPROVAL REVISION	02/25/2015	Sondra Sang
A 2		ADD CONTACT PLATING OPTION	05/28/2015	Sondra Sang
AX3		ADD 64 POS. IN THE DIM. TABLE	06/15/2015	Sondra Sang
AX4		MODIFIED PINS	07/20/2015	Sondra Sang
A 5		ADD 20 POS. IN THE DIM. TABLE	08/14/2015	Sondra Sang

CONNECTOR STYLE AND MATING HEIGHT		PLUG			
					
		G832MB 1X XXX 2X2X HR	G832MB 1X XXX 3X2X HR	G832MB 1X XXX 4X2X HR	G832MB 1X XXX 5X2X HR
RECEPTACLE	 G832MB 0X XXX 1X2X HR				
	 G832MB 0X XXX 5X2X HR				
	 G832MB 0X XXX 6X2X HR				



TOLERANCE X. X.X ±0.30 X.XX ±0.20 X.XXX ±0.10 ANGULAR ±1° UNLESS OTHERWISE SPECIFIED	APPROVALS	DATE	TITLE BOARD TO BOARD CONN. 0.80mm PITCH RECEPTACLE		Amphenol® Amphenol Corporation Amphenol Taiwan Corporation	
	DRAWN Sondra Sang	08/14/2015				
	CHECKED Chenny Yeh	08/14/2015	UNIT mm SCALE NA	SIZE A3 SHEET 1 OF 1	PART No. G832MB 0X XXX XX2X HR DVG No. G832MBOXXXXXX2XHR	REV. AX5
	APPROVED Hank Hsu	08/14/2015				
	DWG TYPE CUST DWG	PROJECT CODE TXXX	