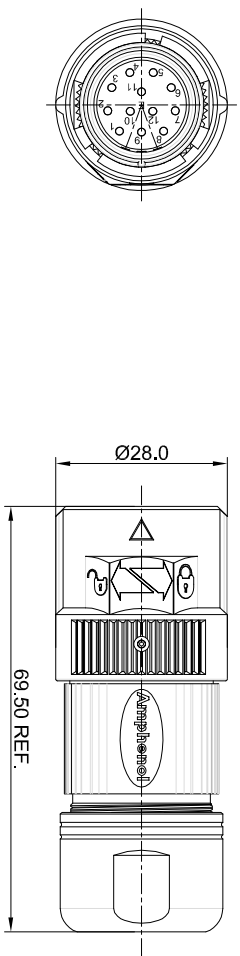
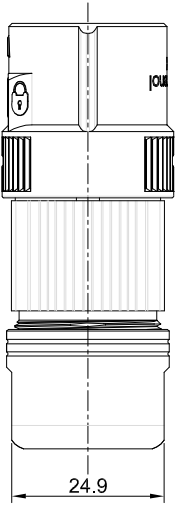
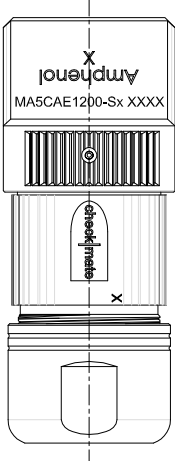
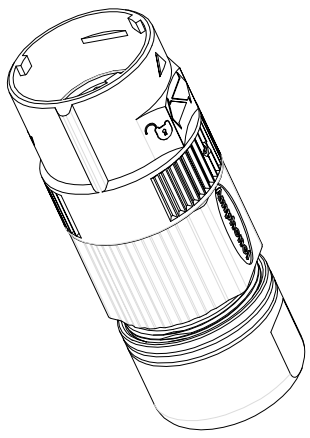


REVISIONS					
REV	ECO	DESCRIPTION	DATE	BY	APPR
A1	-	FIRST RELEASE	Oct.09.2015	Drack	Tommy
A2	-	UPDATED COUPLING NUT	Oct.22.2015	Drack	Tommy



E type, Normal Key

Item	Part number	Cable OD Range
1	MA5CAE1200-S1	4.5~7.5 mm
2	MA5CAE1200-S2	7.5~11.0 mm
3	MA5CAE1200-S3	11.0~15.0 mm

NOTES: UNLESS OTHERWISE SPECIFIED

- MATERIAL:  
INSULATION INSERT: PA66, UL94 V0  
SEAL: VITON, EPDM  
HOUSING BODY: ZINC DIE CAST, NICKEL PLATED  
COUPLING NUT: ZINC DIE CAST, NICKEL PLATED
- SPECIFICATIONS:  
2.1 CURRENT RATING: 10 AMPS  
2.2 VOLTAGE RATING: 160 V AC/DG  
2.3 OPERATING TEMPERATURE: -20°C TO +130°C  
2.4 DIELECTRIC WITHSTANDING VOLTAGE: LESS THAN 2 MILLIAMPS CURRENT LEAKAGE @ 2500 VOLTS AC.  
2.5 DEGREE OF PROTECTION: IP67 (MATED CONDITION)  
2.6 DEGREE OF POLLUTION: 3 PER UL840  
2.7 OVERVOLTAGE CATEGORY: III PER UL840  
2.8 MATING CYCLE DURABILITY: >500 CYCLES  
2.9 ROHS COMPLIANT
- ALL DIMENSIONS ARE FOR REFERENCE USE ONLY.

QUANTITY	SEE PART NUMBER CHART	PART NUMBER	DESCRIPTION	ITEM
<b>MATERIALS LIST</b>				
UNLESS OTHERWISE SPECIFIED		SIGNATURES		
1) All dimensions are in millimeters.		DRAWN:	DATE:	
2) Tolerances are as follows:		Drck	04/22/2015	
1 Pt. DEC ±0.30 Fractions ±1/64		DESIGNED:		
3 Pt. DEC ±0.08 Angles ±1°		ENGINEER:		
3) Note reference =		APPROVAL:		
MATERIAL SPECIFICATIONS:		CUSTOMER:	M23A PLUG, STR, 12P, E TYPE, CHECKMATE	
PROCESS SPECIFICATIONS:		THIS DRAWING IS SUPPLIED FOR INFORMATION ONLY. SPECIFICATIONS AND PERFORMANCE DATA SHOWN HEREON ARE THE PROPERTY OF AMPHENOL. REPRODUCTION OR TRANSMISSION OF THIS DRAWING OR INFORMATION CONTAINED HEREIN WITHOUT THE WRITTEN PERMISSION OF AMPHENOL IS STRICTLY PROHIBITED.		
NEXT ASSY:		SCALE:	NONE	SHEET 1 OF 1

**Ampphenol**

Site Systems - www.amphenol-site.com  
44724 Morley Drive  
Clinton Township, MI 48036