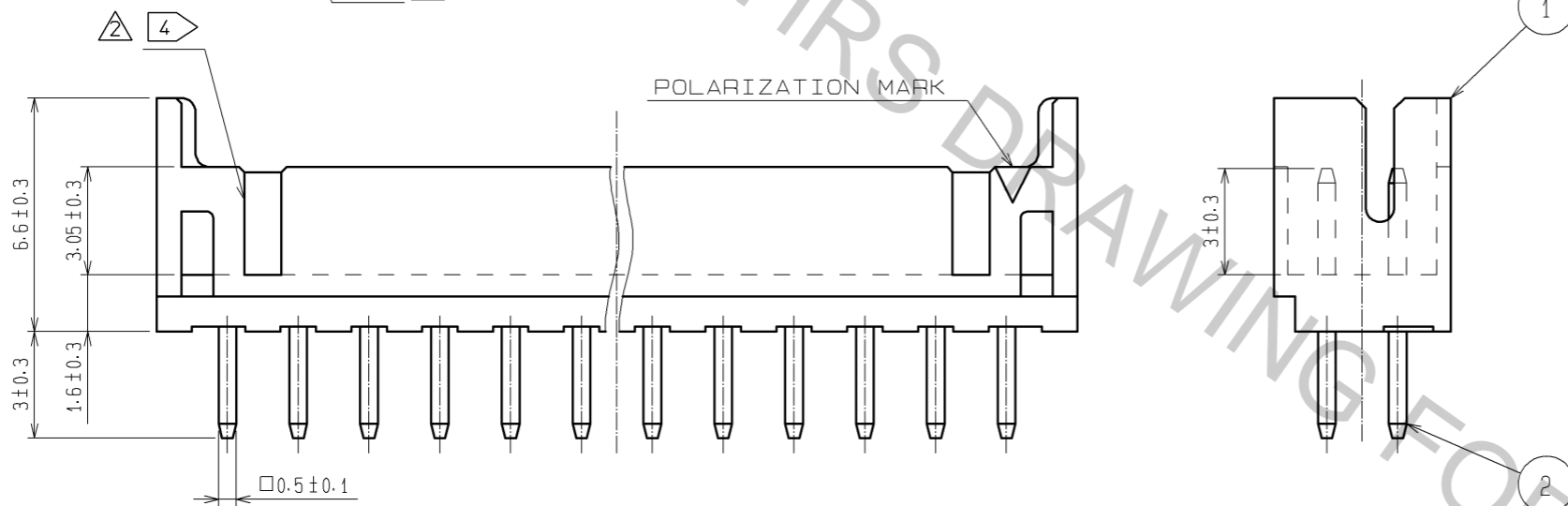
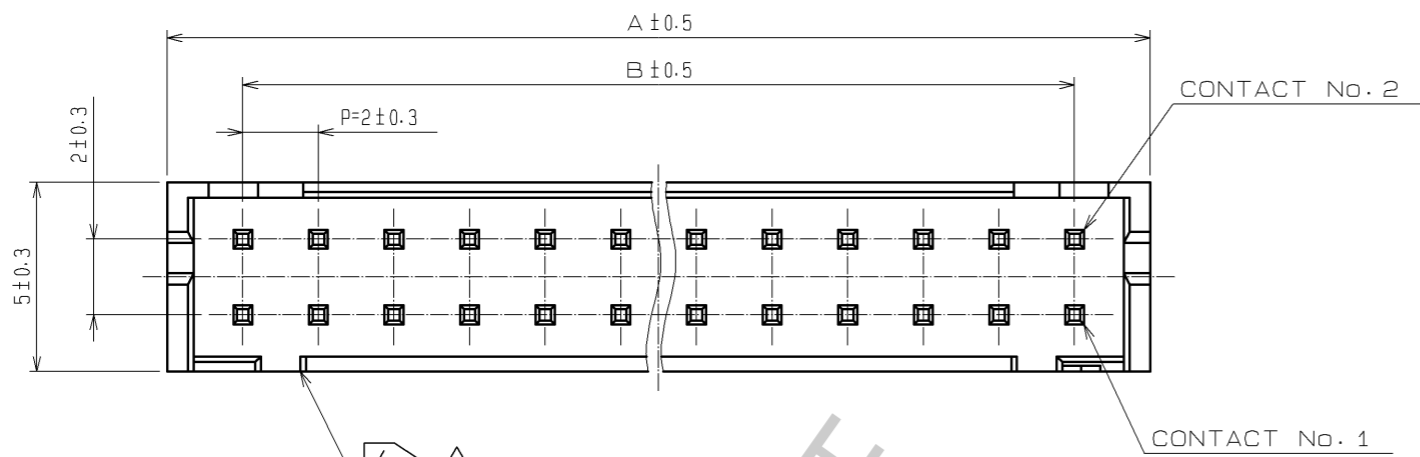
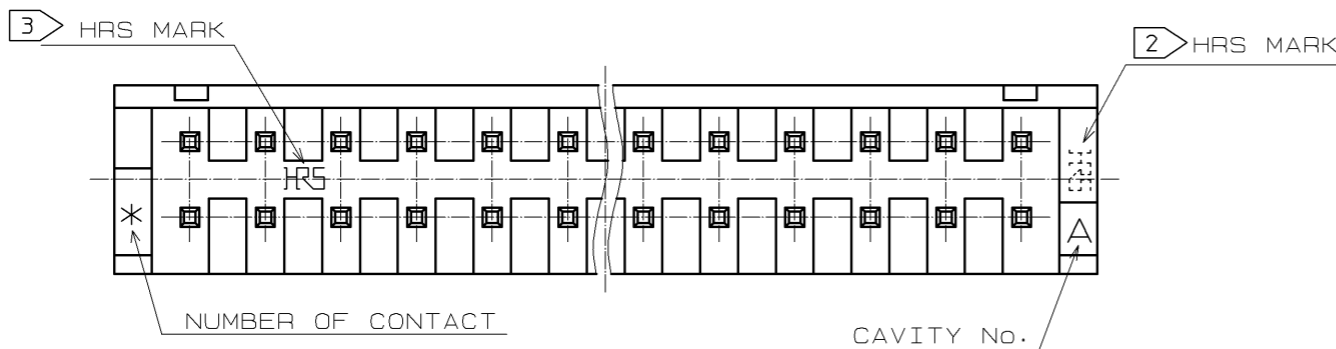


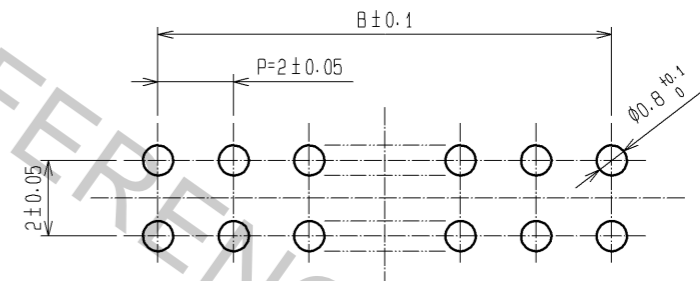
Feb.1.2017 Copyright 2017 HIROSE ELECTRIC CO., LTD. All Rights Reserved.



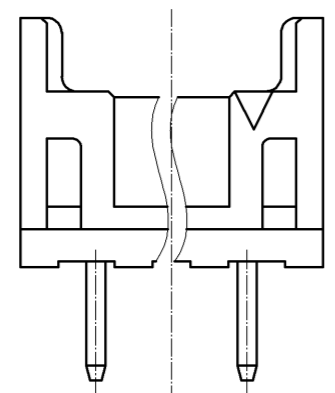
CL NO.	PART NO.	NUMBER OF CONTACT	A	B
CL543-0517-5-08	DF11- 4DP-2DSA(08)	4	6.0	2.0
CL543-0518-8-08	DF11- 6DP-2DSA(08)	6	8.0	4.0
CL543-0519-0-08	DF11- 8DP-2DSA(08)	8	10.0	6.0
CL543-0520-0-08	DF11-10DP-2DSA(08)	10	12.0	8.0
CL543-0521-2-08	DF11-12DP-2DSA(08)	12	14.0	10.0
CL543-0522-5-08	DF11-14DP-2DSA(08)	14	16.0	12.0
CL543-0523-8-08	DF11-16DP-2DSA(08)	16	18.0	14.0
CL543-0524-0-08	DF11-18DP-2DSA(08)	18	20.0	16.0
CL543-0525-3-08	DF11-20DP-2DSA(08)	20	22.0	18.0
CL543-0526-6-08	DF11-22DP-2DSA(08)	22	24.0	20.0
CL543-0527-9-08	DF11-24DP-2DSA(08)	24	26.0	22.0
CL543-0528-1-08	DF11-26DP-2DSA(08)	26	28.0	24.0
CL543-0529-4-08	DF11-28DP-2DSA(08)	28	30.0	26.0
CL543-0530-3-08	DF11-30DP-2DSA(08)	30	32.0	28.0
CL543-0531-6-08	DF11-32DP-2DSA(08)	32	34.0	30.0



RECOMMENDED PATTERN (BOARD THICKNESS t=1.6mm)



△ 4 CONFIGURATION OF DF11-4P/6P/8P-2DSA(08)



- NOTES 1 : 100 PIECES PER PACK.
 2 : HRS MARK OF 4 OR 6 CONTACTS ARE INDICATED IN APPROXIMAL POSITION SHOWN.
 3 : IF MORE THAN 8 CONTACTS, HRS MARK ARE INOICATED IN APPROXIMAL POSITION SHOWN.
 △ 4 : FOR 4, 6 AND 8 CONTACTS, ONE MIS-INSERTION DEPRESSION SHALL BE MADE. FOR OTHERS, 2 MIS-INSERTION DEPRESSION AS PER DRAWING.

1	POLYAMIDE	BLACK, UL94V-0	2	BRASS	SURFACE:TIN PLATING 1μm min UNDER PLATING:NICKEL PLATED 0.5μm min
NO.	MATERIAL	FINISH, REMARKS	NO.	MATERIAL	FINISH, REMARKS
UNITS mm	⊙	SCALE 5 : 1	COUNT 4	DESCRIPTION OF REVISIONS DIS-H-004241	DESIGNED TH. YOSHIZAWA
APPROVED : KJ. KATAYOSE		05. 01. 05		DRAWING NO. EDC3-084377-01	
CHECKED : TY. OMA		05. 01. 05		PART NO. DF11- ** DP-2DSA(08)	
DESIGNED : IO. DENPOUYA		05. 01. 05		CODE NO. CL543-	
DRAWN : IO. DENPOUYA		05. 01. 05		1/1	