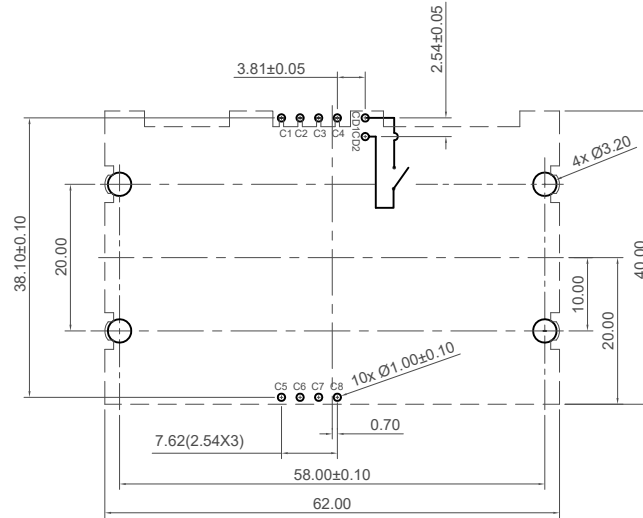
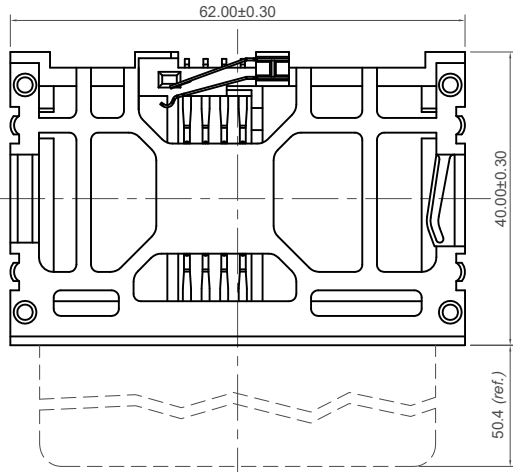


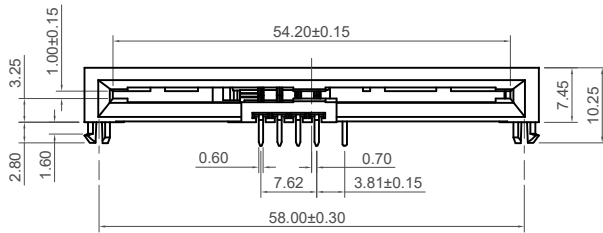
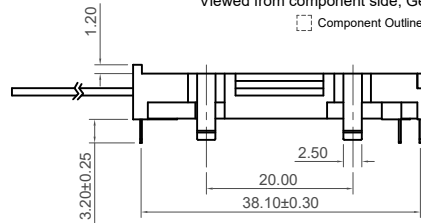
Switch Normally Open option



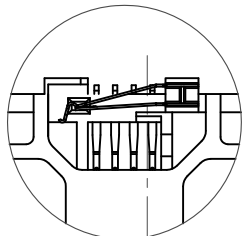
Recommended PCB Layout

Viewed from component side, General Tol: ±0.05

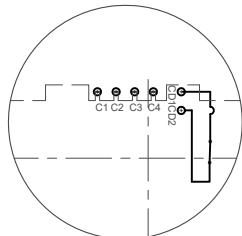
□ Component Outline



Switch Normally Closed option

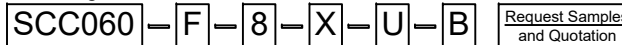


Top View



PCB Layout View

Ordering Grid



Contact Type

F = Friction

Packing

B = Tray

(36pcs per tray)

No. of Contacts

8 = 8 Contacts

Shielding

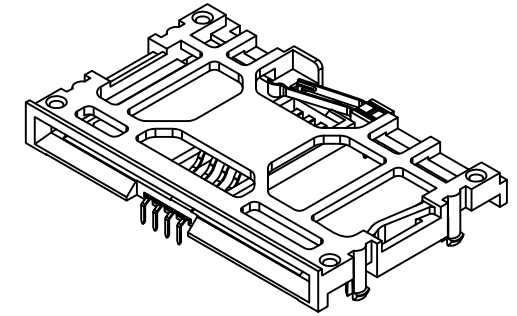
U = Unshielded

Switch

3 = Blade switch, normally open

4 = Blade switch, normally closed

Other height options are available
Contact GCT for more details



Specifications 规格

Material 物料

Plastic Housing 塑胶外壳: Hi-Temp Thermoplastic
UL94V-0, Black

Contact Terminal 接触端子: Copper Alloy

Switch Contact: Copper Alloy

Plating 电镀

Under-plating 底层电镀: 30µ" min. Nickel all over
Data Contact 数据接触:

Contact Area 接触区: 3µ" Gold

Solder Area 焊接区: 100µ" min. Tin

Switch Contacts 开关接触:

Contact Area 接触区: 3µ" Gold

Solder Area 焊接区: 100µ" min. Tin

Electrical 电气

Voltage rating 电压额定值: 30V max.

Current Rating 电流额定值: 1 Amp

Contact Resistance 接触电阻值: 100 mΩ max.

Insulation Resistance 绝缘电阻值: 1000 MΩ min.

Dielectric Withstand Voltage 寒耐电压: 500 V AC

Mechanical & Environmental 机械 & 环境

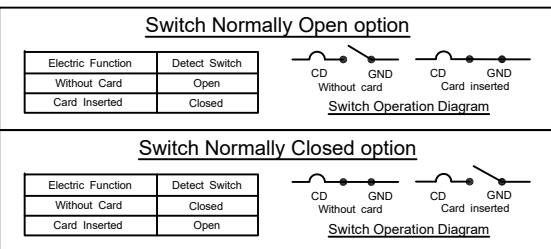
Soldering Process 可焊性:

IR Reflow 回流焊: 250°C for 5 sec. max.

Manual Solder 人工焊接: 370°C for 3 sec. max.

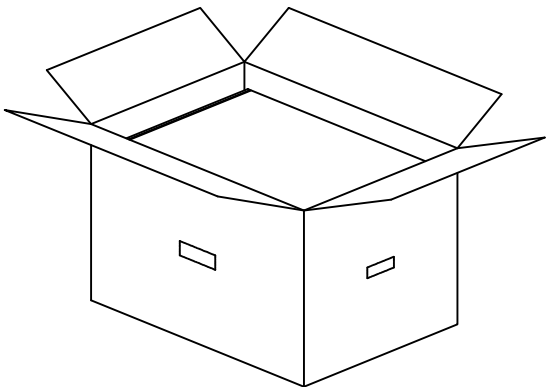
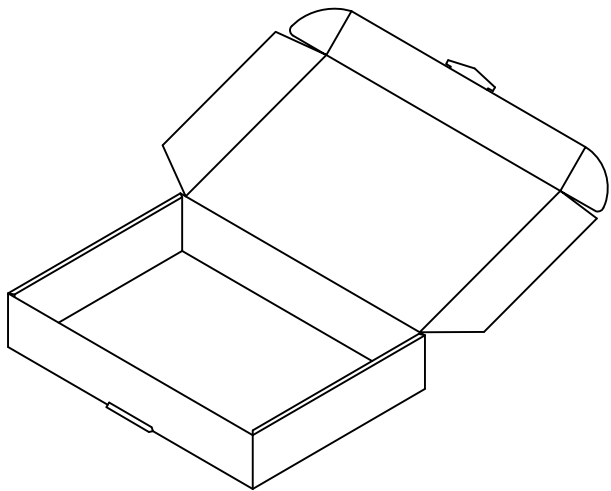
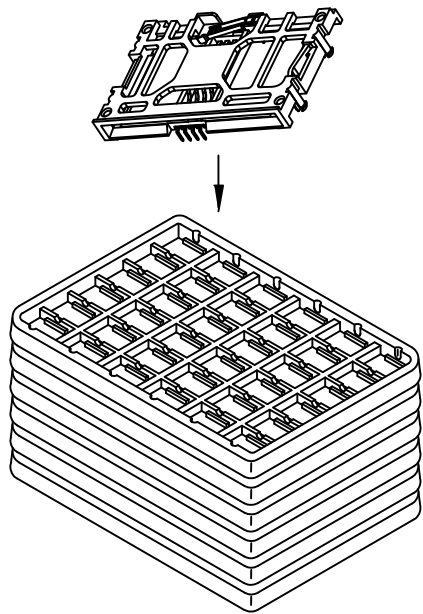
Operating Temperature 工作温度: -40°C to +85°C

Durability 耐久性: 100,000 cycles



Part Number SCC060		Product Description Smart Card Connector - Friction Contact, 8 Contact, Through-Hole, Standard Mount, with Optional Switch Type		 www.gct.co
Drawing Date 21st September 2015				
By AJO	Released A	Tolerances (Except as Noted)	Units: Metric (mm)	
Detail	Revision A	Length X. ± 0.35 X.X ± 0.25 X.XX ± 0.15 X.XXX ± 0.10	Angle X.° ± 5° X.X° ± 4° X.XX° ± 3° X.XXX° ± 2°	 This drawing is confidential and copyright of Global Connector Technology, Ltd (GCT). This drawing must not be copied or disclosed without written consent. E & OE
Revision A	Date 21/09/15	 3rd Angle Projection		Not to Scale Drawn By AJO Sheet No. 1/2

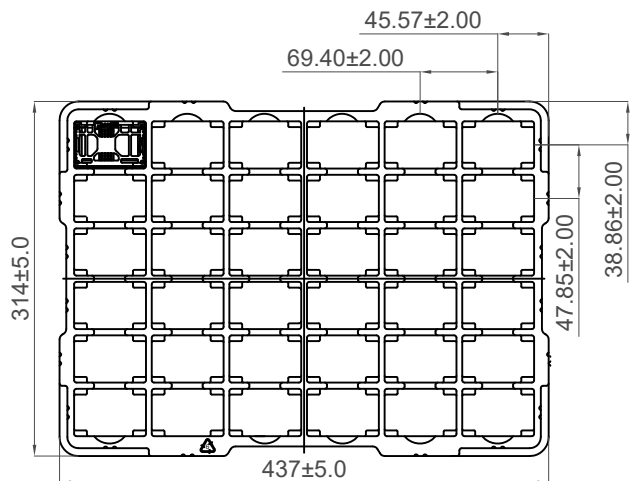
Part Number	Pcs/Tray	Trays/Carton	Cartons/Box	Pcs/Box
SCC060	36	6 (+1 empty)	5	1080



36pcs per tray
Tray : 44.0cm L x 32.0cm W x 2.0cm H

216pcs per carton (6 trays set in order plus one empty tray)
Carton: 46.0cm L x 32.0cm W x 8.8cm H
Net Weight: 1.40kg Gross Weight: 2.00kg

1080pcs per box (5 cartons set in order)
Box: 48.0cm L x 34.6cm W x 46.0cm H
Net Weight: 7.02kg Gross Weight: 10.80kg



Part Number		Product Description			This drawing is confidential and copyright of Global Connector Technology, Ltd (GCT). This drawing must not be copied or disclosed without written consent. E & OE
SCC060		Smart Card Connector - Friction Contact, 8 Contact, Through-Hole, Standard Mount, with Optional Switch Type			
Drawing Date		21st September 2015			
By	AJO	Tolerances (Except as Noted)	Units:		www.gct.co
Detail	Drawing Release	Length	Metric (mm)		
Revision	A	Angle			
Date	21/09/15				
Not to Scale	Drawn By AJO	Sheet No. 2/2			