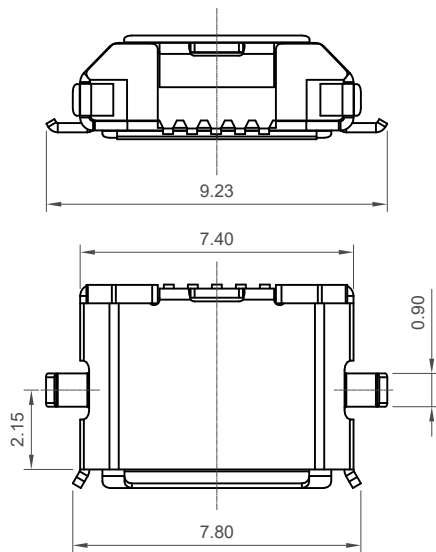
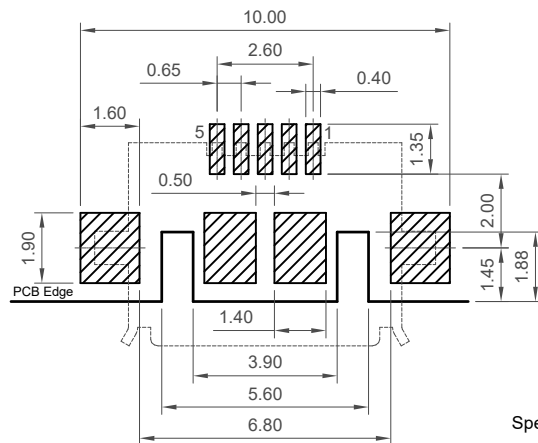
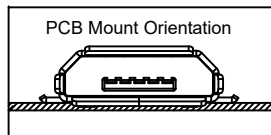


H
G
F
E
D
C
B
A



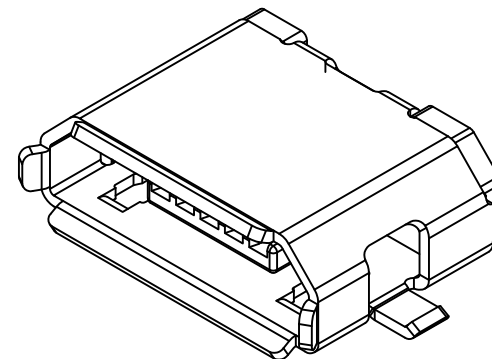
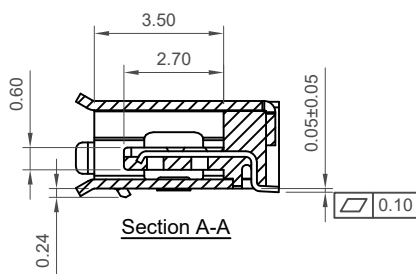
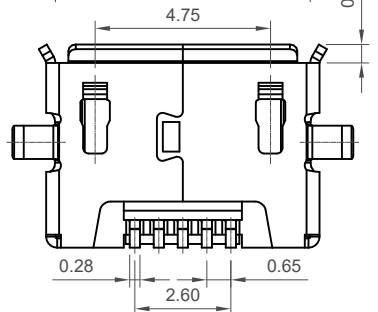
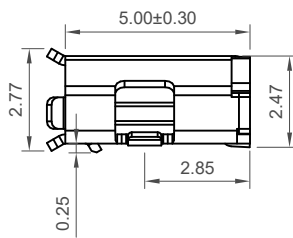
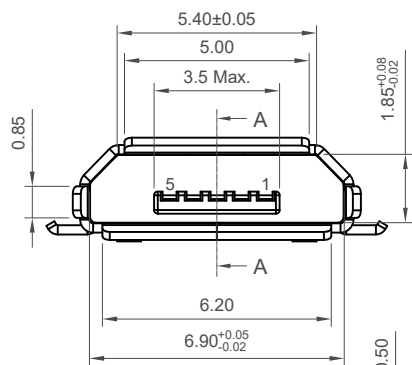
Designed to comply with physical, electrical and environmental requirements of Micro USB Standard (USB2.0).



Recommended PCB Layout

As viewed from component side
General Tolerance: ± 0.05

▨ Solder Area □ Component Outline



Specifications 规格

Material 物料

Plastic Housing 塑胶外壳: LCP, UL94V-0, Black (E106764)
Contact Terminal 接触端子: Copper Alloy
Metallic Shell 金属外壳: Stainless Steel
SUS 304, T = 0.25mm

Plating 电镀

Underplating 底层电镀: 50 μ m Nickel
Finish 表面处理: Contact Area 接触面积: 30 μ m Gold plating
Solder Tails 焊接末端: Gold Flash
Metallic Shell 金属外壳: Matte Tin

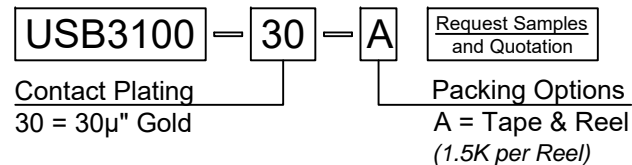
Electrical 电气

Voltage Rating 电压额定值: 30 V AC
Current Rating 电流额定值: Signal (Pins 2,3,4): 1.0A.
Power (Pins 1,5): 1.8A.
Operating Temperature 工作温度: -30°C to +85°C
Contact Resistance 接触电阻值: 30m Ω max.
Insulating Resistance 绝缘电阻值: 1000M Ω min.
Dielectric Withstand Voltage 耐压: 500V AC/Minute

Mechanical & Environmental 机械 & 环境

Mating Force 插入力: 35N max.
Unmating Force 拔出力: 10N min.
Durability 耐久性: 10,000 Cycles

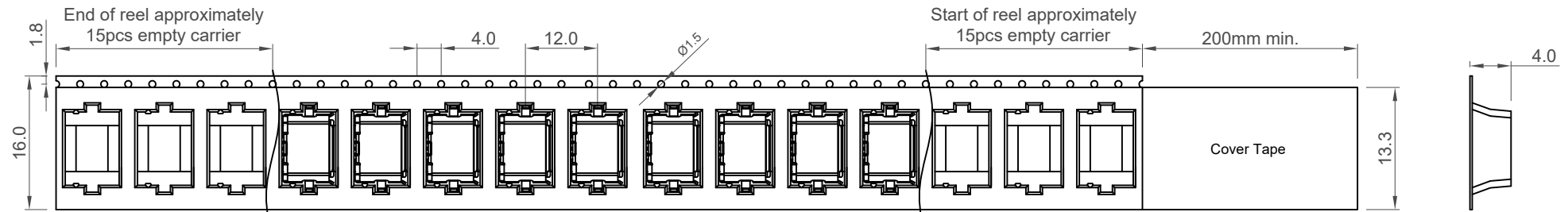
Ordering Grid



Part Number		Product Description		Units:	Metric (mm)		
USB3100		Micro USB Receptacle, Type B, Surface Mount, Horizontal, Top (Reverse) Mount, without Peg					
Drawing Date		Tolerances (Except as Noted)		3rd Angle Projection		This drawing is confidential and copyright of Global Connector Technology, Ltd (GCT). This drawing must not be copied or disclosed without written consent. E & OE	
1st June 2012		Length		Angle		Not to Scale	
By	CC	X.X ± 0.2	X.X° ± 2°			Drawn By ASE	
Detail	USB3100 B PCN	X.XX ± 0.10	X.XX° ± 1°			Date	
Revision	B4	X.XXX ± 0.05	X.XXX° ± 0.5°			15/12/16	
Date						Sheet No. 1/2	

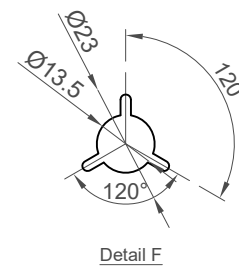
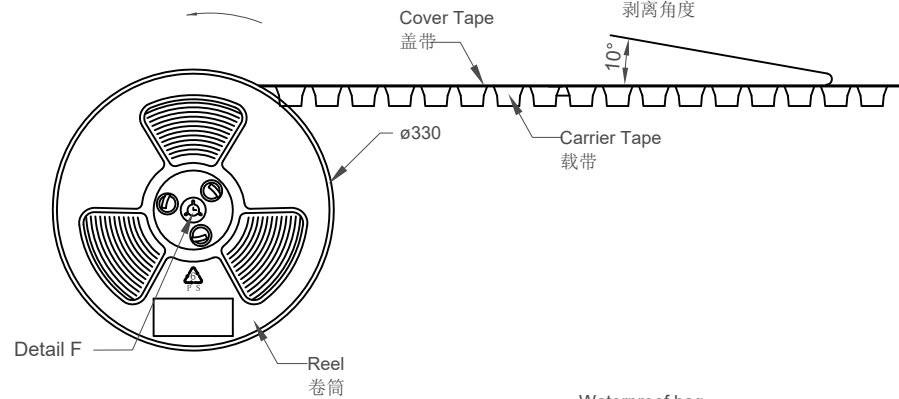


1 2 3 4 5 6 7 8



I/O Direction
卷盘绕逆时针方向转动

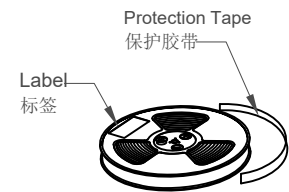
Peel off Angle
剥离角度



Products P/N	PCS/Reel	Reels/Carton	PCS/Carton
USB3100	1500	4	6000

Notes注意:

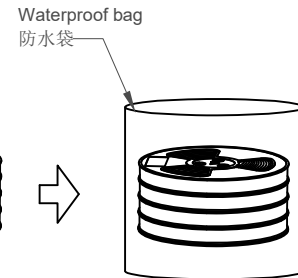
1. Peeling off force of top tape: 0.1-1.3N
2. Part Conforms to EIA-481-C Standards 产品符合EIA-481-C标准
3. All dimensions in millimeters 所有尺寸均是毫米
4. 10 sprocket hole pitch cumulative tolerance $\pm 0.2\text{mm}$



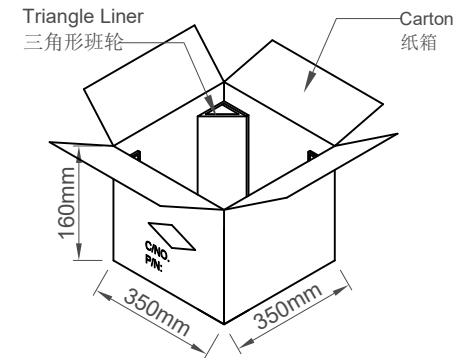
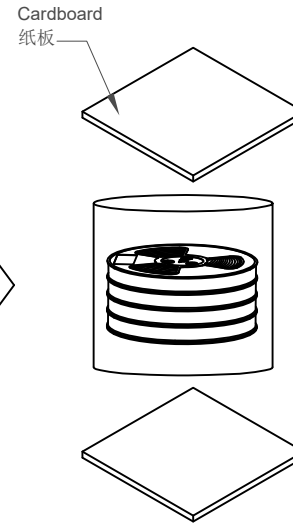
1500 pieces/reel
1500 件/卷



4 Reels
4 卷轴



700x600x0.05



Part Number		Product Description	
USB3100		Micro USB Receptacle, Type B, Surface Mount, Horizontal, Top (Reverse) Mount, without Peg	
Drawing Date		1st June 2012	
By	CC	Tolerances (Except as Noted)	
Detail	USB3100 B PCN	Length	Angle
Revision	B4	X.X ± 0.5	X.X° $\pm 2^\circ$
Date	15/12/16	X.XX ± 0.30	X.XX° $\pm 1^\circ$
		X.XXX ± 0.20	X.XXX° $\pm 0.5^\circ$
		Units:	Metric (mm)
		3rd Angle Projection	
		This drawing is confidential and copyright of Global Connector Technology, Ltd (GCT). This drawing must not be copied or disclosed without written consent. E & OE	

GCT
www.gct.co

Not to Scale
Drawn By ASE
Sheet No. 2/2