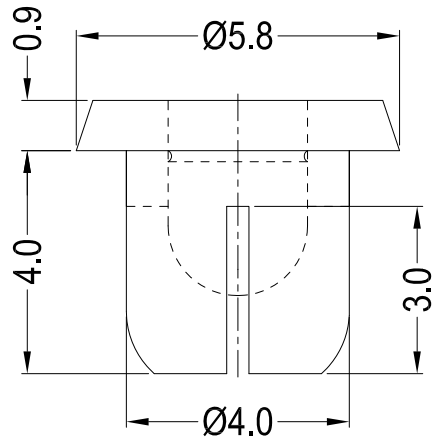


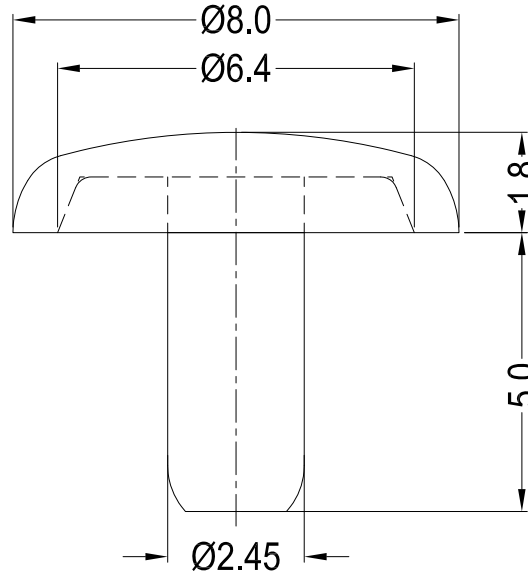
DO NOT SCALE DRAWING

| REVISIONS |      |             |            |          |
|-----------|------|-------------|------------|----------|
| ZONE      | REV. | DESCRIPTION | DATE       | APPROVED |
|           | A    | DRAWN       | 12-02-2015 |          |

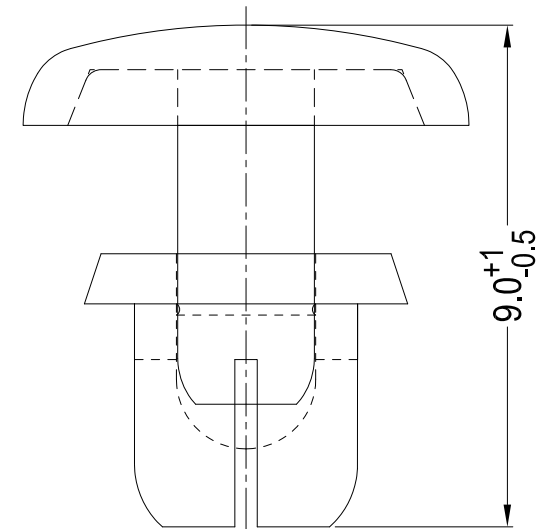
### Body



### Pin



### Assembly



**NOTES :**

ALSO AVAILABLE IN FLAME RETARDANT NYLON ( PA6 UL94V-0 )  
 Hole:Ø4.1-4.2mm; Panel Thickness:1.7-2.5mm



DESIGN RIGHT. TR FASTENINGS LTD. 2003  
 UNDER NO CIRCUMSTANCES MUST THIS  
 DRAWING BE COPIED OR DISCLOSED,  
 WITHOUT FIRST OBTAINING WRITTEN  
 AUTHORITY.

UNLESS OTHERWISE SPECIFIED:  
 DIMENSIONS ARE IN MILLIMETERS.  
 SURFACE FINISH:  
 TOLERANCES:  
 L≤4 = ±0.1 4<L≤15 = ±0.2  
 15<L≤50 = ±0.3 50<L≤100 = ±0.4

|        | NAME           | DATE       |
|--------|----------------|------------|
| DRAWN  | MARTIN ELLIOTT | 12/02/2015 |
| CHK'D  |                |            |
| APP'VD |                |            |

MATERIAL  
 PA6 UL94V-2 RoHS COMPLIANT

HEAT TREATMENT  
 N/A

FINISH  
 BLACK OR WHITE

TITLE  
 SNAP RIVET

CUSTOMER PART NO.

DWG NO.  
 TRSR4040

A3