Customer Information Sheet

DRAWING No.: M22-204XXXX	IF IN DOUBT - ASK	©	NOT TO SCALE	THIRD ANGLE PROJECTION	ALL DIMENSIONS IN mm

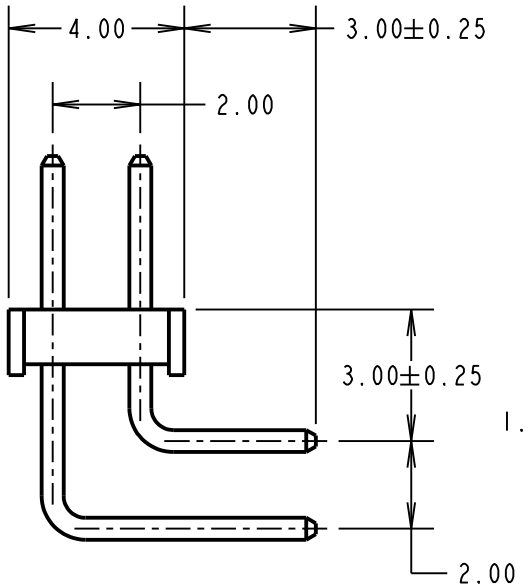

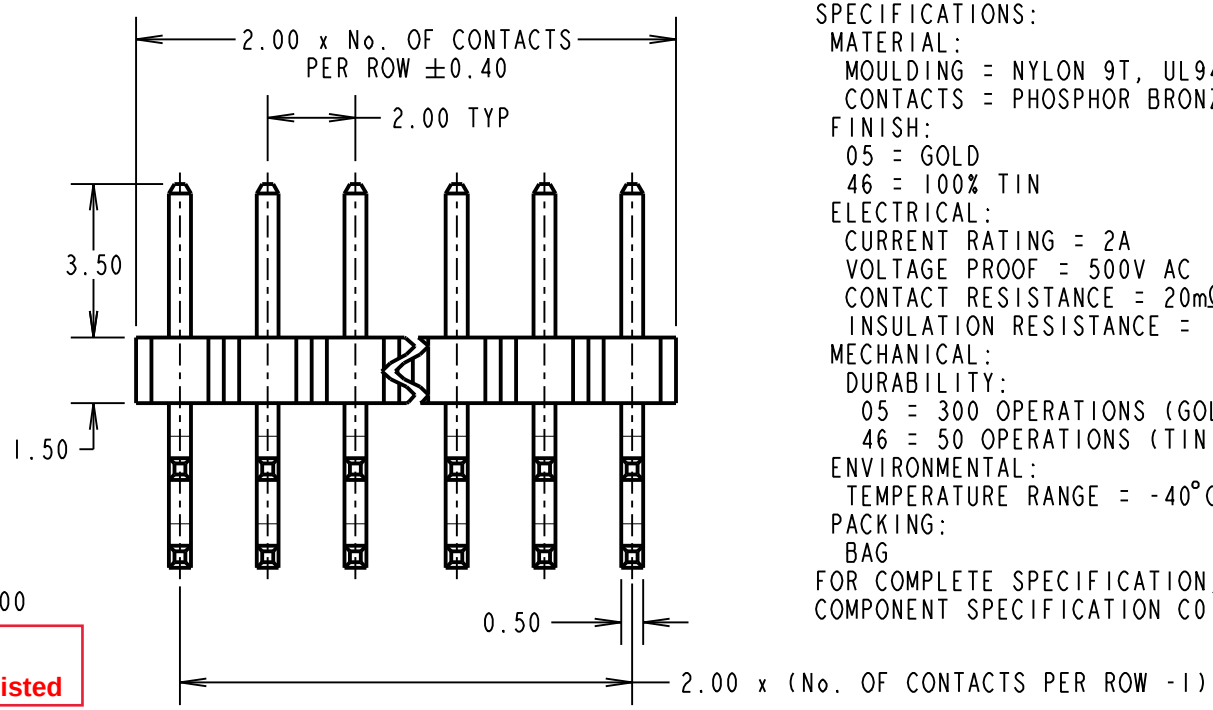

SPECIFICATIONS:
- MATERIAL:
  - MOULDING = NYLON 9T, UL94V-0, BLACK
  - CONTACTS = PHOSPHOR BRONZE
- FINISH:
  - 05 = GOLD
  - 46 = 100% TIN
- ELECTRICAL:
  - CURRENT RATING = 2A
  - VOLTAGE PROOF = 500V AC
  - CONTACT RESISTANCE = 20mΩ MAX
  - INSULATION RESISTANCE = 1,000MΩ MIN
- MECHANICAL:
  - DURABILITY:
    - 05 = 300 OPERATIONS (GOLD)
    - 46 = 50 OPERATIONS (TIN)
- ENVIRONMENTAL:
  - TEMPERATURE RANGE = -40°C TO +105°C
- PACKING:
  - BAG

FOR COMPLETE SPECIFICATION, SEE
COMPONENT SPECIFICATION C018XX (LATEST ISSUE)

OBSOLETE
All other size/finish combinations not listed

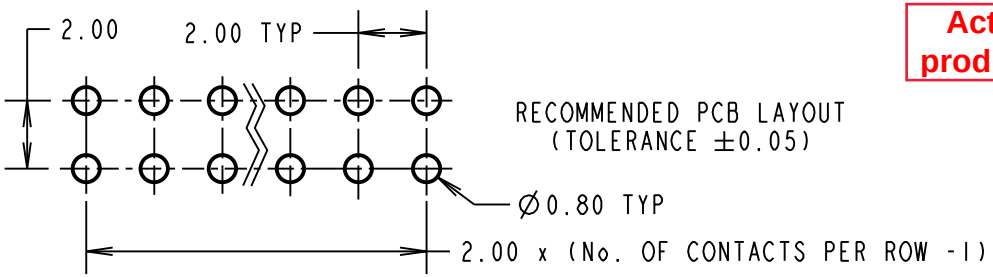

Active products:

M22-20402XX
M22-2040305
M22-20404XX
M22-20405XX
M22-2040646
M22-2040705
M22-2040805
M22-2040905
M22-20410XX
M22-2041105
M22-20412XX
M22-2041605
M22-2042005

ORDER CODE:
M22-204XXXX

No. OF WAYS PER ROW
02 TO 25, 50

FINISH
05 = GOLD OVER NICKEL
46 = 100% TIN OVER NICKEL

NAME	ISS.	DATE	C/NOTE
MGP	11	31.05.19	21853

APPROVED: MGP
CHECKED: MR
DRAWN: P. D. COLLINS
CUSTOMER REF.:
ASSEMBLY DRG:

NOTES:
1. ALL TOLERANCES ARE ±0.20 UNLESS OTHERWISE STATED.

HARWIN
www.harwin.com
technical@harwin.com

THIS DRAWING AND ANY INFORMATION OR DESCRIPTIVE MATTER SET OUT HEREON ARE CONFIDENTIAL AND COPYRIGHT PROPERTY OF THE HARWIN GROUP AND MUST NOT BE DISCLOSED, LOANED, COPIED OR USED FOR MANUFACTURING, TENDERING OR FOR ANY OTHER PURPOSE WITHOUT THEIR WRITTEN PERMISSION.

TOLERANCES
~~X. = ±1mm~~
~~X.X = ±0.50mm~~
~~X.XX = ±0.20mm~~
~~X.XXX = ±0.01mm~~
ANGLES = ±5°
UNLESS STATED

MATERIAL: SEE ABOVE
FINISH: SEE ABOVE
S/AREA: mm²

TITLE: 2.00mm PITCH DIL HORIZONTAL PC TAIL PIN HDR

DRAWING NUMBER: M22-204XXXX

SHT 2 OF 2