

# Customer Information Sheet

DRAWING No.: M50-480XX45

SHEET 2 OF 2

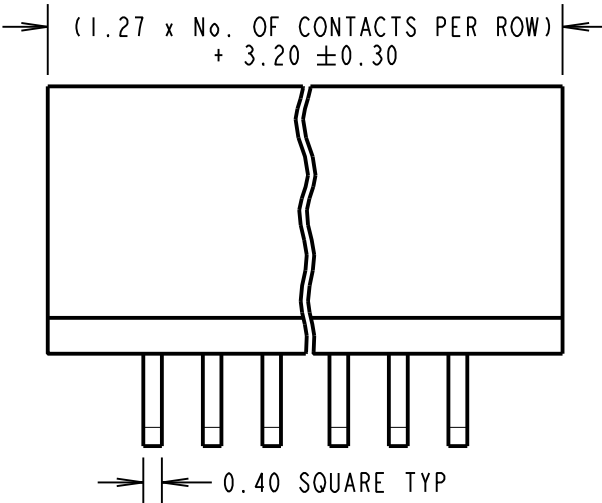
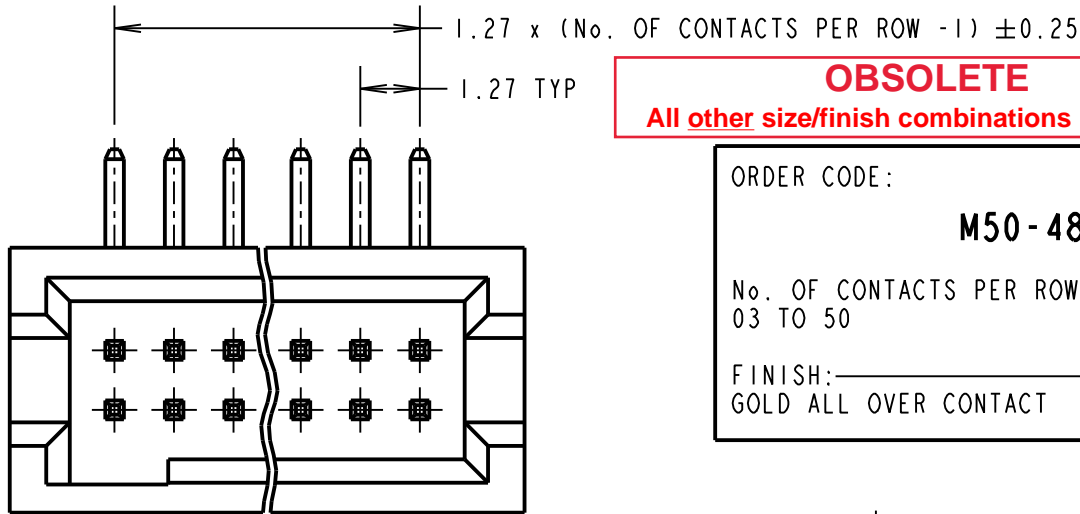
IF IN DOUBT - ASK

©

NOT TO SCALE

THIRD ANGLE PROJECTION

ALL DIMENSIONS IN mm



**OBSOLETE**  
All other size/finish combinations not listed

ORDER CODE:  
**M50-480XX45**

No. OF CONTACTS PER ROW:  
03 TO 50

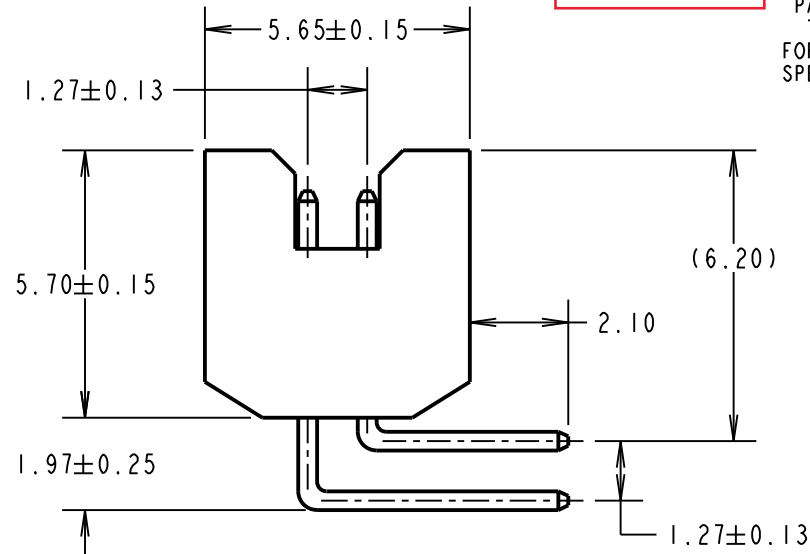
FINISH:  
GOLD ALL OVER CONTACT

**Active products:**

M50-4800545  
M50-4800645  
M50-4800745  
M50-4801045  
M50-4801245  
M50-4801545  
M50-4802545

NOTES:  
1. RECOMMENDED PCB HOLE SIZE =  $\varnothing 0.65 \pm 0.10$ mm.  
2. TOLERANCE =  $\pm 0.15$  UNLESS OTHERWISE STATED.

SPECIFICATIONS:  
MATERIAL:  
MOULDING = LCP UL94V-0, BLACK  
CONTACT = COPPER ALLOY  
FINISH:  
CONTACT = GOLD  
ELECTRICAL:  
CURRENT RATING = 1A  
VOLTAGE PROOF = 300V AC FOR ONE MINUTE  
CONTACT RESISTANCE =  $20m\Omega$  MAX  
INSULATION RESISTANCE =  $1000M\Omega$  MIN  
MECHANICAL:  
DURABILITY = 100 CYCLES MIN  
ENVIRONMENTAL:  
OPERATING TEMPERATURE =  $-40^{\circ}C$  TO  $+105^{\circ}C$   
PACKING:  
TUBE  
FOR COMPLETE SPECIFICATION, SEE COMPONENT SPECIFICATION C029XX (LATEST ISSUE)



SB	7	07.08.13	11873
NAME	ISS.	DATE	C/NOTE
APPROVED:		S.BENNETT	
CHECKED:		S.FLOWER	
DRAWN:		J. ENRIGHT	
CUSTOMER REF.:			
ASSEMBLY DRG:			

## HARWIN

www.harwin.com  
technical@harwin.com

THIS DRAWING AND ANY INFORMATION OR DESCRIPTIVE MATTER SET OUT HEREON ARE CONFIDENTIAL AND COPYRIGHT PROPERTY OF THE HARWIN GROUP AND MUST NOT BE DISCLOSED, LOANED, COPIED OR USED FOR MANUFACTURING, TENDERING OR FOR ANY OTHER PURPOSE WITHOUT THEIR WRITTEN PERMISSION.

~~TOLERANCES~~  
X =  $\pm 1$ mm  
X.X =  $\pm 0.25$ mm  
X.XX =  $\pm 0.10$ mm  
X.XXX =  $\pm 0.01$ mm  
ANGLES =  $\pm 5^{\circ}$   
UNLESS STATED

MATERIAL:

SEE ABOVE

FINISH: SEE ABOVE

S/AREA:

mm<sup>2</sup>

TITLE:

1.27mm PITCH DIL  
HORIZONTAL PIN HEADER ASSY

DRAWING NUMBER:

**M50-480XX45**

SHT  
2 OF 2