


REV. K

PLOT SCALE: 1= $\frac{1}{2}$

UNLESS OTHERWISE NOTED
 DIMENSIONS ARE IN INCHES TOLERANCES ARE:
 ONE PLACE DECIMALS $\pm .1[2.5]$ THREE PLACE DECIMALS $\pm .005[.127]$ ANGLES $\pm 2^\circ$
 TWO PLACE DECIMALS $\pm .01[.25]$ FOUR PLACE DECIMALS $\pm .0020[.051]$

TITLE:
2MM SOCKET STRIP ASSEMBLY

DWG NO:
SQW-1XX-XX-X-X-XXX
 SHEET 1 OF 1



SQW-1XX-XX-X-X-XXX

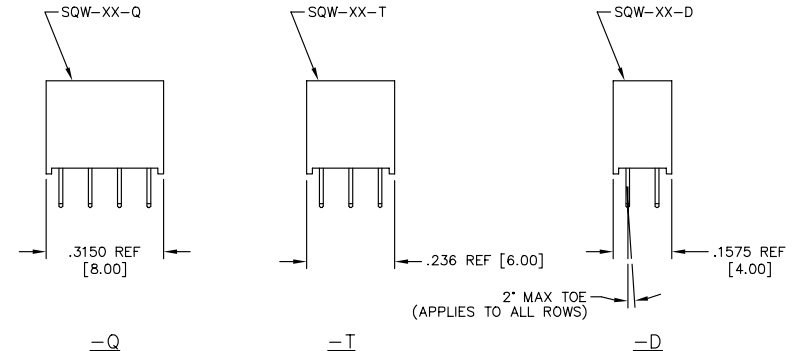
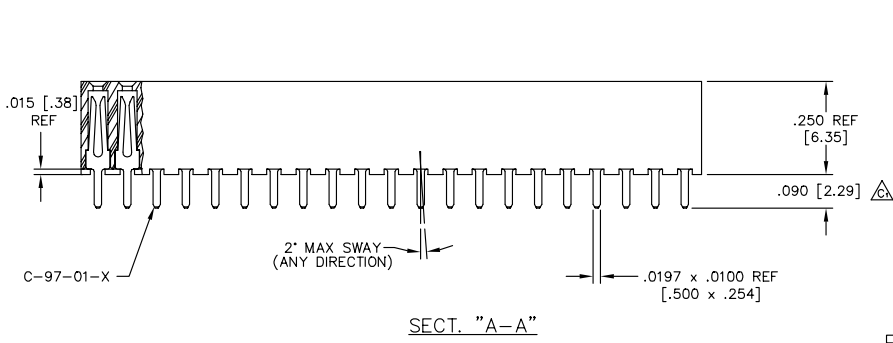
No. OF POSITIONS
 -02 THRU -50 (PER ROW)

LEAD STYLE
 -01

POLARIZATION OPTION
 -XXX: INDICATES POSITION POLARIZED (USE PK-07, SEE FIG. 2)

ROW SPECIFICATION
 -D: DOUBLE (USE SQW-XX-D)
 -T: TRIPLE (USE SQW-XX-T)
 -Q: QUAD (USE SQW-XX-Q)

PLATING SPECIFICATION
 -F: FLASH SELECTIVE GOLD (USE C-97-01-F)
 -L: LIGHT SELECTIVE GOLD (USE C-97-01-L)
 -S: SELECTIVE GOLD (USE C-97-01-S)
 -STL: SELECTIVE TIN LEAD (USE C-97-01-STL)
 -H: HEAVY GOLD (USE C-97-01-H)



SECT. "A-A"

FIG. 1

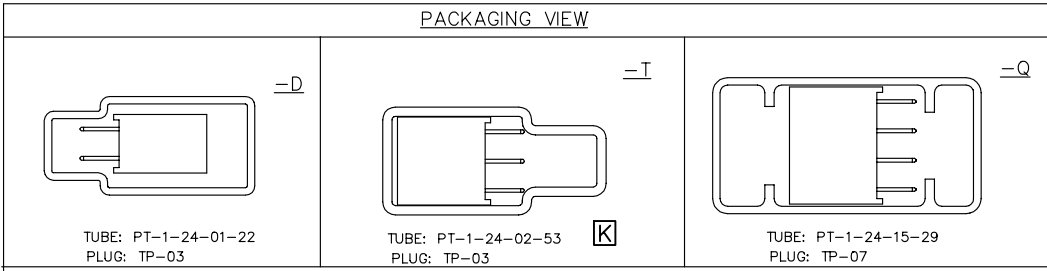
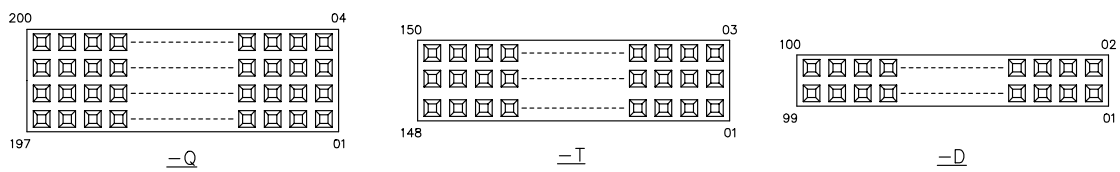


FIG. 2
 POLARIZATION OPTION LOCATION
 INSERT PK-07 INTO SPECIFIED POSITION AND BREAK OFF TAB



- NOTES:
- CONTACT PUSHOUT FORCE: .5 LB MIN.
 - MAX ALLOWABLE CUT FLASH: .015 [.38] MAX.
 - Δ REPRESENTS A CRITICAL DIMENSION.

TABLE 2

ROW SPEC.	NO. OF POS.	PKG TUBE	TUBE PLUG
-D	05-50	PT-1-24-01-22	TP-03
-T	05-50	PT-1-24-02-53	TP-03
-Q	05-50	PT-1-24-15-29	TP-07
-D, -T & -Q	02-04	LAYER PACKAGING	

DO NOT SCALE FROM THIS PRINT

PROPRIETARY NOTE
 THIS DOCUMENT CONTAINS INFORMATION CONFIDENTIAL AND PROPRIETARY TO SAMTEC INC. AND SHALL NOT BE REPRODUCED OR TRANSFERRED TO OTHER DOCUMENTS OR DISCLOSED TO OTHERS OR USED FOR ANY PURPOSE OTHER THAN THAT FOR WHICH IT WAS OBTAINED WITHOUT THE EXPRESSED WRITTEN CONSENT OF SAMTEC INC.

samtec

520 PARK EAST BLVD. NEW ALBANY, INDIANA 47150
 PHONE (812) 944-6733 P.O. BOX 1147
 CODE 55322

MADE BY:
 BURREN 8-19-96

SQW-1XX-XX-X-X-XXX
 SHEET 1 OF 1