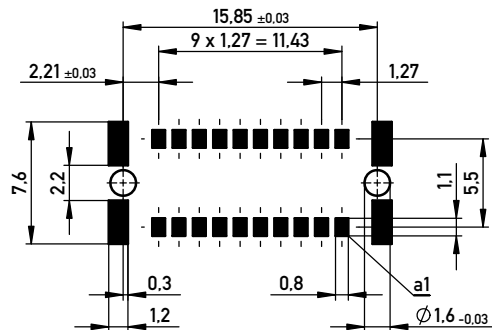


Leiterplatten-Layout Vorschlag für SMT
PCB-Layout Proposal for SMT



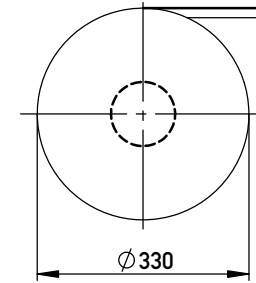
Anforderungsstufe 1
Performance Level 1

Kontaktbereich vergoldet
Mating Area gold plating

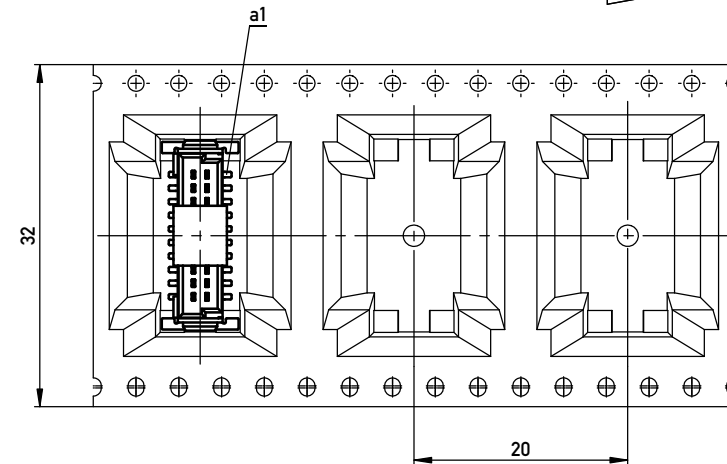
Anschlussbereich verzinkt 4-6 µm
Terminal Area 4-6 µm tin plating

Koplanarität der Anschlüsse ≤ 0,1 mm
Coplanarity Area of Termination ≤ 0.1 mm

Verpackt im Gurt nach DIN IEC 60286-3
Tape on Reel Packaging according to DIN IEC 60286-3
Verpackungseinheit: 250 Stück
Packaging unit: 250 pcs



Abspulrichtung - Reel off Direction



BA 8-23 - hohe Bauhöhe
type 8-23 - High Profile

Information:	Tolerances	 All Dimensions in mm	Scale	3:1
	All rights reserved. Only for Information. To ensure that this is the latest version of this drawing, please contact one of the ERNI companies before using.		Designation Messerl. SMC-Q 20-SMD-BA8-23 Male SMC-Q 20-SMD-type8-23	
Subject to modification without prior notice. Drawing will not be updated.			www.ERNI.com	
e	26.06.2015	254415		I
Index	Date	Class SMCQ		A3

Copyright by ERNI GmbH. Proprietary notice pursuant to ISO 9006 to be observed.