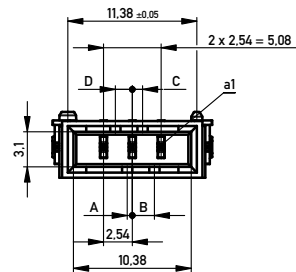
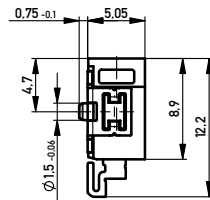
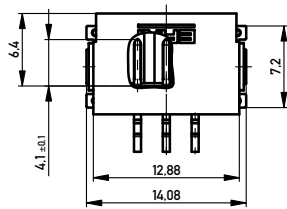
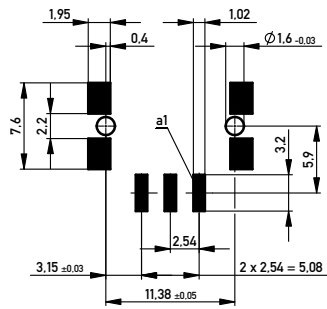


Leiterplatten-Layout Vorschlag für SMT  
PCB-Layout Proposal for SMT



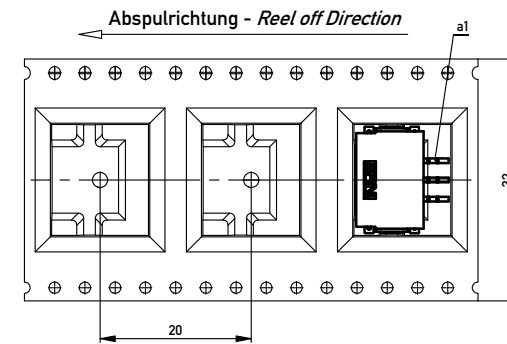
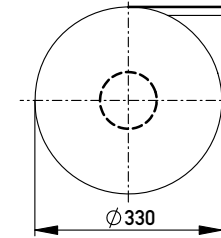
Anforderungsstufe 1  
Performance Level 1

Kontaktbereich vergoldet  
Mating Area gold plating

Anschlussbereich verzinkt 4-6 µm  
Terminal Area 4-6 µm tin plating

Koplanarität der Anschlüsse ≤ 0.1 mm  
Coplanarity Area of Termination ≤ 0.1 mm

Verpackt in Gurtverpackung  
Tape on Reel Packaging  
Verpackungseinheit: 440 Stück  
Packaging unit: 440 pcs



454191		weiß white	0.45	1.95	0.9	1.5	Codierung wie Variante schwarz Encoding such variant black
284055		rot red	3.15	0.75	3.6	1.2	
284054		grün green	2.25	0.15	2.7	0.3	
284053		blau blue	1.35	1.05	1.8	0.6	
284052		schwarz black	0.45	1.95	0.9	1.5	
Ident-Nr. part-no.	Codierung coding	Farbe color	A	B	C	D	Bemerkung note

Information:		Tolerances		Scale	3:1
All rights reserved. Only for Information. To ensure that this is the latest version of this drawing, please contact one of the ERNI companies before using.		Subject to modification without prior notice. Drawing will not be updated.		Designation M 2.54 SRC-A, 3-polig	
e		15.04.2013	www.ERNI.com	224919	
Index		Date		Class	SRCA