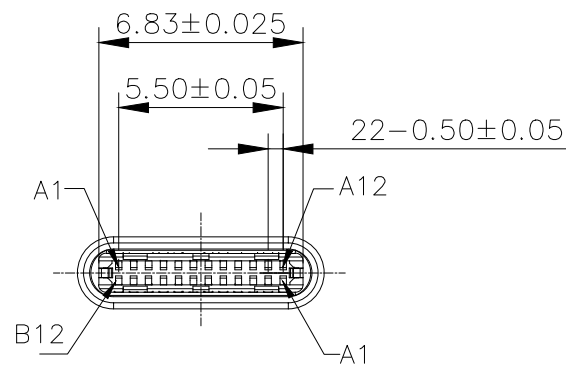
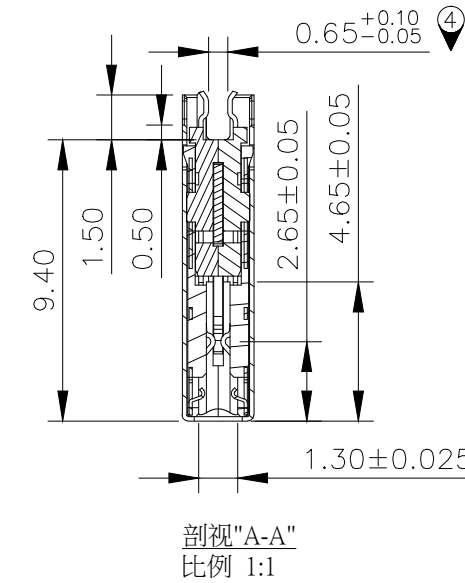
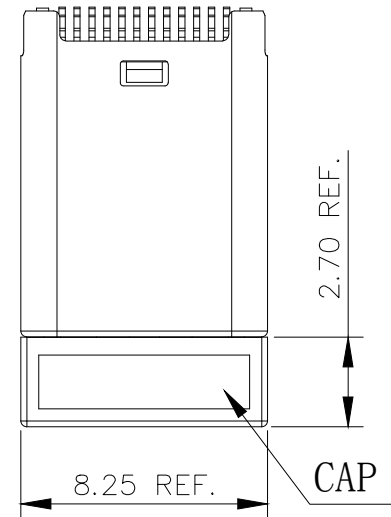
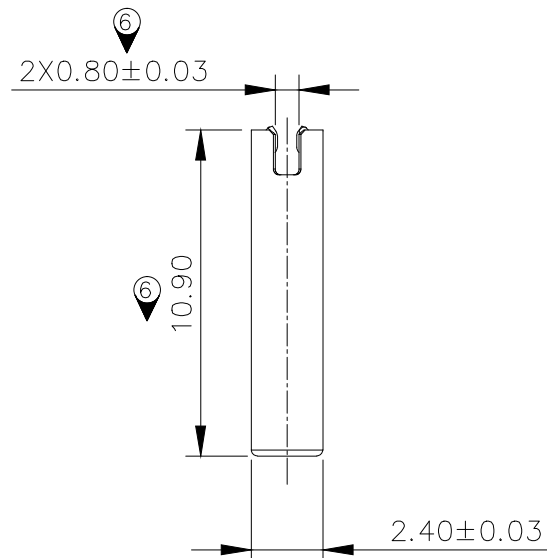
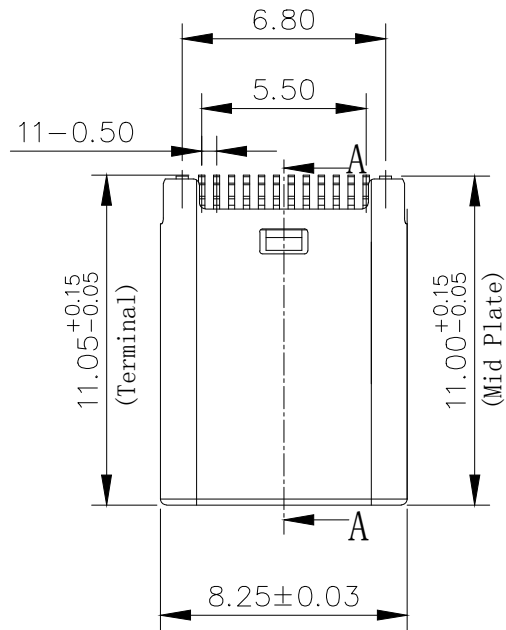


This document is the property of Amphenol Corporation and is delivered on the express condition that it is not to be disclosed, reproduced or used, in whole or in part, for manufacture or sale by anyone other than Amphenol Corporation without its prior consent, & that no right is granted to disclose or to use any information in this document.

CUSTOMER DRAWING

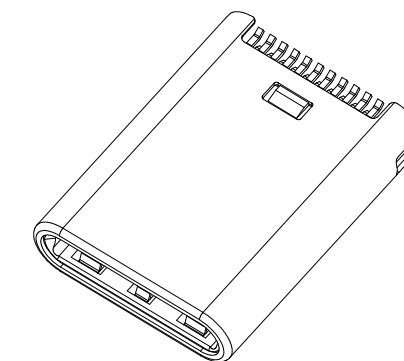
REVISIONS

SYM	ECN	DESCRIPTION	DATE	APPROVED
1	***	NEW RELEASE	06/27/19	Tom
2	***	Update The Structure	07/15/19	Tom
3	***	Update The Structure	09/18/19	Tom
4	***	Increase Retention force	11/21/19	Tom
5	***	1. 增加 Mid Plate & Shell 导通 2. 取消 D/C	03/19/20	Tom
6	***	1. 取消 Mid Plate & Shell 导通 2. 增加铁壳夹PCB功能	04/20/20	Tom



Pin No.:

A12	A11	A10	A9	A8	A7	A6	A5	A4	A3	A2	A1
GND	RX2+	RX2-	Vbus	SBU1	D-	D+	CC1	Vbus	TX1-	TX1+	GND
GND	TX2+	TX2-	Vbus	CC2			SBU2	Vbus	RX1-	RX1+	GND
B1	B2	B3	B4	B5	B6	B7	B8	B9	B10	B11	B12



ITEM	DESCRIPTION	Q'TY	MATERIAL	
6	CAP	1	HIGH	BLACK
5	Mid Plate	2	STAINLESS STEEL	SOLDER NICKEL: 50U" MIN
4	SHELL	1	STAINLESS STEEL	SOLDER NICKEL: 50U" MIN
3	EMC	2	STAINLESS STEEL	SOLDER NICKEL: 50U" MIN
2	TERMINAL	24	COPPER ALLOY	MATING AREA:30u" AU MIN; SOLDER TAIL:MATTE TIN 50 MIN, 50u" NICKEL OVERALL.
1	HOUSING	1	HIGH	BLACK

UNLESS OTHERWISE SPECIFIED TOLERANCES	
U.S.	METRIC
.X	+/- 0.50
.XX	+/- 0.20
.XXX	+/- 0.05
FRACTIONS	+/- 3'
ANGLES	+/-

APPROVAL		DATE
DRAWN	Allan.lai	04/20/20
CHECKED	Michael.qin	04/20/20
CHECKED		

Amphenol		
Amphenol East Asia Limited		
TITLE Customer Drawing For		
USB 3.1 Type C Plug Socket Connector		
SIZE	DRAWING NO.	REV.
A3	C 12401981	6
SCALE	NONE	SHEET 1 OF 3

This document is the property of Amphenol Corporation and is delivered on the express condition that it is not to be disclosed, reproduced or used, in whole or in part, for manufacture or sale by anyone other than Amphenol Corporation without its prior consent, & that no right is granted to disclose or to use any information in this document.

CUSTOMER DRAWING

REVISIONS

SYM	ECN	DESCRIPTION	DATE	APPROVED
		SEE PAGE 1		

NOTE:

1. MATERIAL:

- 1.1 INSULATOR: HIGH TEMPERATURE PLASTIC UL 94 V-0;Black Color
- 1.2 CONTACT: COPPER ALLOY (T=0.15mm)
- 1.3 SHELL: STAINLESS STEEL (T=0.20mm)

2. ELECTRICAL CHARACTERISTICS:

- 2.1 CONTACT RESISTANCE: 40m Max FOR INITIAL. 10m CHANGE AFTER TEST. MEASURE AT 20mV, 100mA.
- 2.2 CONTACT CURRENT RATING: 3A FOR VBUS PIN; 1.25A FOR VCONN PIN.
- 2.3 DIELECTRIC WITHSTANDING VOLTAGE: 100V AC R. M. S.
- 2.4 INSULATION RESISTANCE 100M Min
- 2.5 OPERATING TEMPERATURE: -40° C ~ 85° C

3. MECHANICAL CHARACTERISTICS:

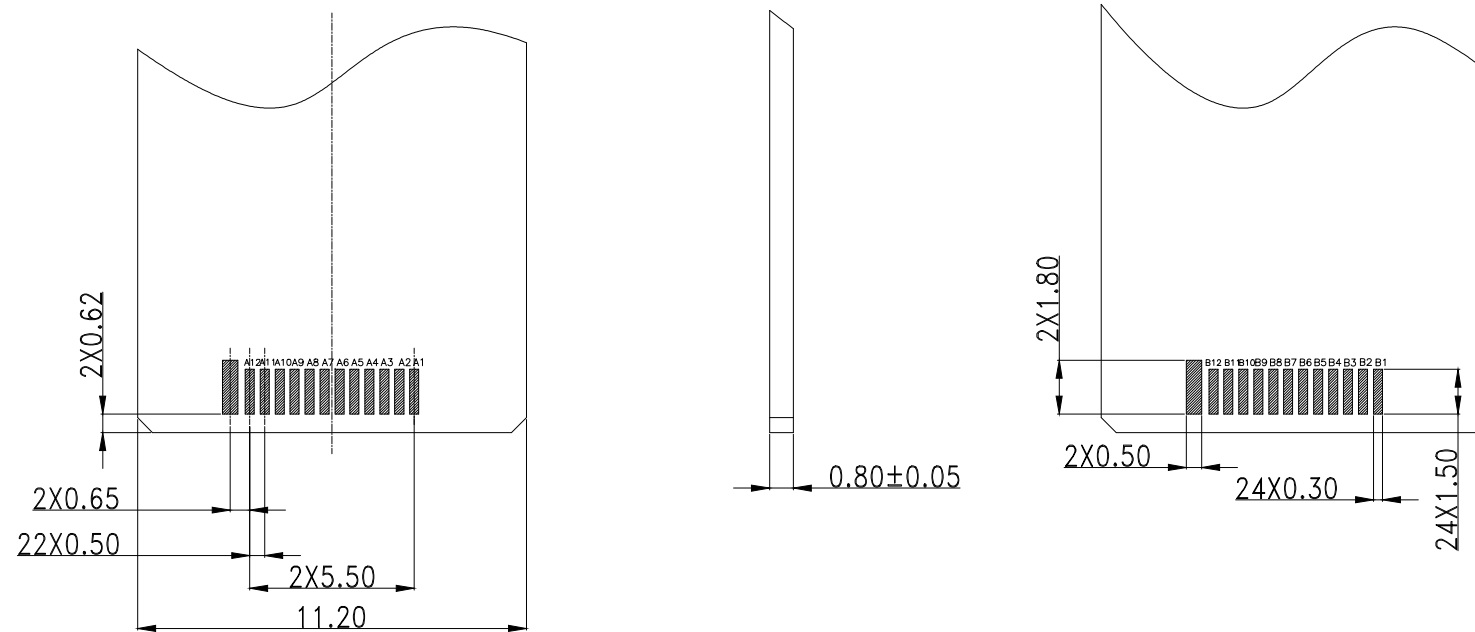
- 3.1 MATING FORCE: 5~20 N.
- 3.2 UNMATED FORCE: 33% of the initial reading, and 8~20N AFTER TEST,
- 3.3 DURABILITY: 10,000 CYCLES, Within 6 N to 20 N.

4. PLATING

- 4.1 TERMINAL CONTACT: Au30u" PLATING ALL OVER 50u" Min NICKEL AND 80u"Min Matte Tin ALL OVER 50u" Min NICKEL ON SOLDER AREA
- 4.2 SHELL: 50u" Min. NICKEL ALL OVER,

5. PART NUMBER:

1 2 4 0 1 9 8 1 X X X 2 A
 Finish: _____
 E4:Contact 30u" Au
 Solder tail:80u"Matte Tin
 ROHS:
 A: HF
 Packing:
 2: Tape&Reel
 Date Code:
 1:WithOut Code



RECOMMENDED PCB LAYOUT(t=0.80±0.05)
 COMPONENT SIDE(GENERAL TOLERANCE:±0.05)

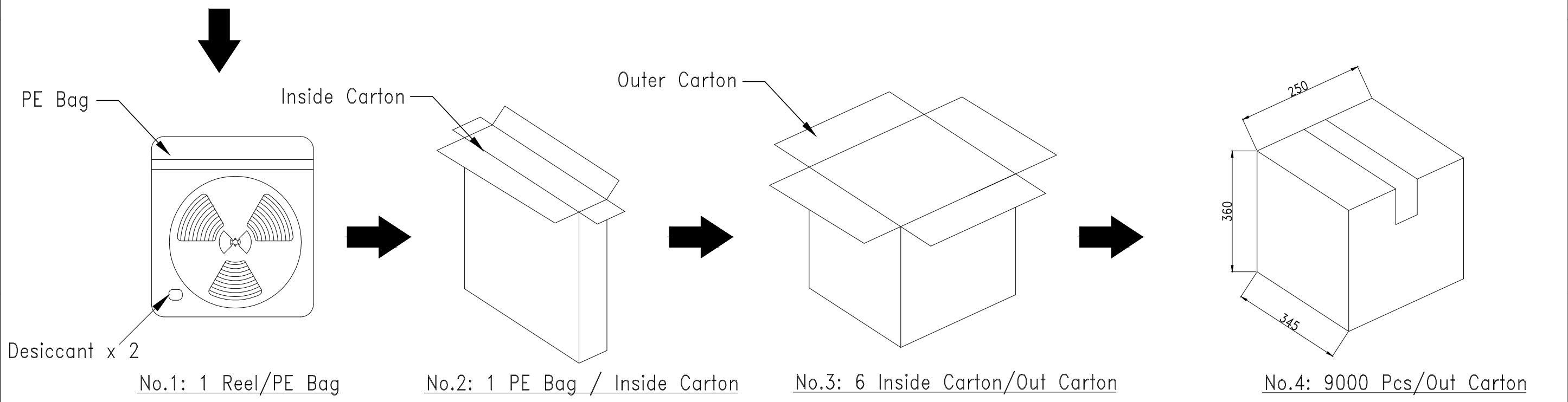
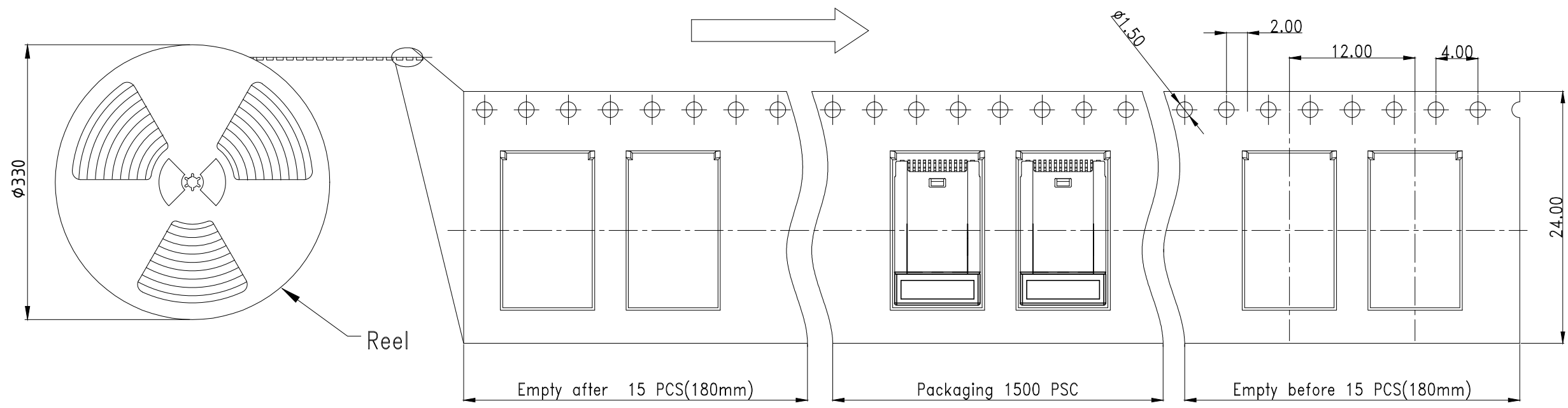
UNLESS OTHERWISE SPECIFIED TOLERANCES		APPROVAL	DATE	Amphenol
.X	+/- 0.50	DRAWN	Allan.lai	
.XX	+/- 0.20	CHECKED	Michael.qin	04/20/20
.XXX	+/- 0.05	CHECKED		
FRACTIONS	+/- 3'	DRAWING FILE :		Amphenol East Asia Limited
ANGLES	+/-	DRAWING\TYPE C\12401981-5		
FOR MATERIALS AND FINISHES SEE NOTES		ANGLE OF PROJECTION		TITLE
REMOVE SHARP EDGES		DRAWING FILE :		Customer Drawing For
DIMENSIONS		DRAWING\TYPE C\12401981-5		USB 3.1 Type C Plug Socket Connector
U.S.	INCHES	DRAWING FILE :		SIZE
(METRIC)	(MM)	DRAWING\TYPE C\12401981-5		DRAWING NO.
		DRAWING FILE :		REV.
		DRAWING\TYPE C\12401981-5		6
		SCALE	NONE	SHEET 2 OF 3

This document is the property of Amphenol Corporation and is delivered on the express condition that it is not to be disclosed, reproduced or used, in whole or in part, for manufacture or sale by anyone other than Amphenol Corporation without its prior consent, & that no right is granted to disclose or to use any information in this document.

CUSTOMER DRAWING

Use Direction

REVISIONS				
SYM	ECN	DESCRIPTION	DATE	APPROVED
		SEE PAGE 1		



Packing quantity:

6(9000PCS)	1	1500
Inside Carton/Outer Carton	Reel/Inside Carton	PCS/Reel

<small>UNLESS OTHERWISE SPECIFIED TOLERANCES</small> U.S. METRIC .X +/- 0.50 .XX +/- 0.10 .XXX +/- 0.05 FRACTIONS +/- ANGLES +/- 3° <small>FOR MATERIALS AND FINISHES SEE NOTES</small> REMOVE SHARP EDGES DIMENSIONS U.S. INCHES (METRIC) (MM)	<small>APPROVAL</small> DRAWN Allan.lai CHECKED Michael.qin CHECKED	<small>DATE</small> 04/20/20 04/20/20	Amphenol Amphenol East Asia Limited TITLE Customer Drawing For USB 3.1 Type C Plug Socket Connector SIZE DRAWING NO. A3 C 12401981 SCALE NONE SHEET 3 OF 3
	<small>DRAWING FILE :</small> DRAWING\TYPE C\12401981-5		
	<small>ANGLE OF PROJECTION</small> 		
	<small>REV.</small> 6		