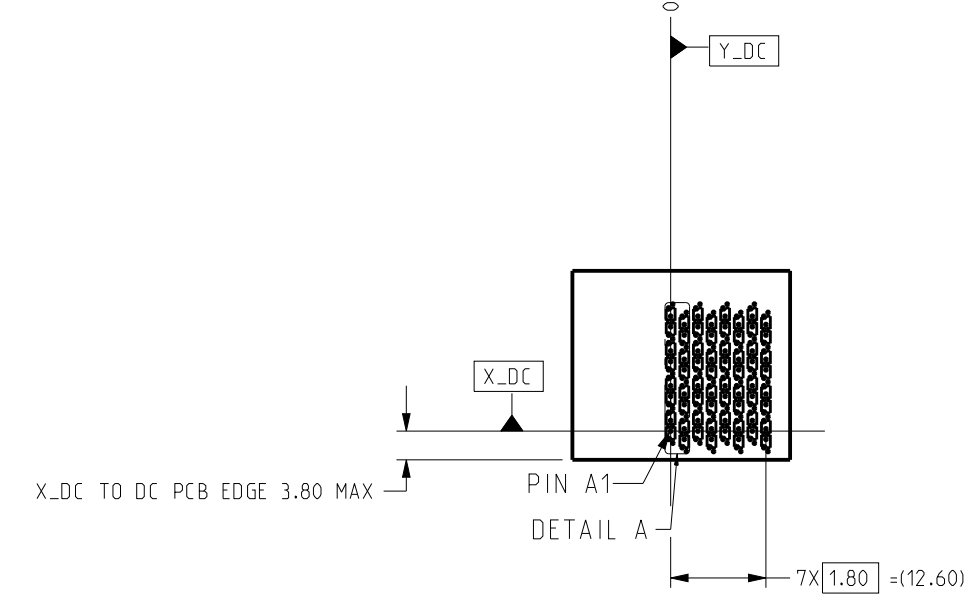
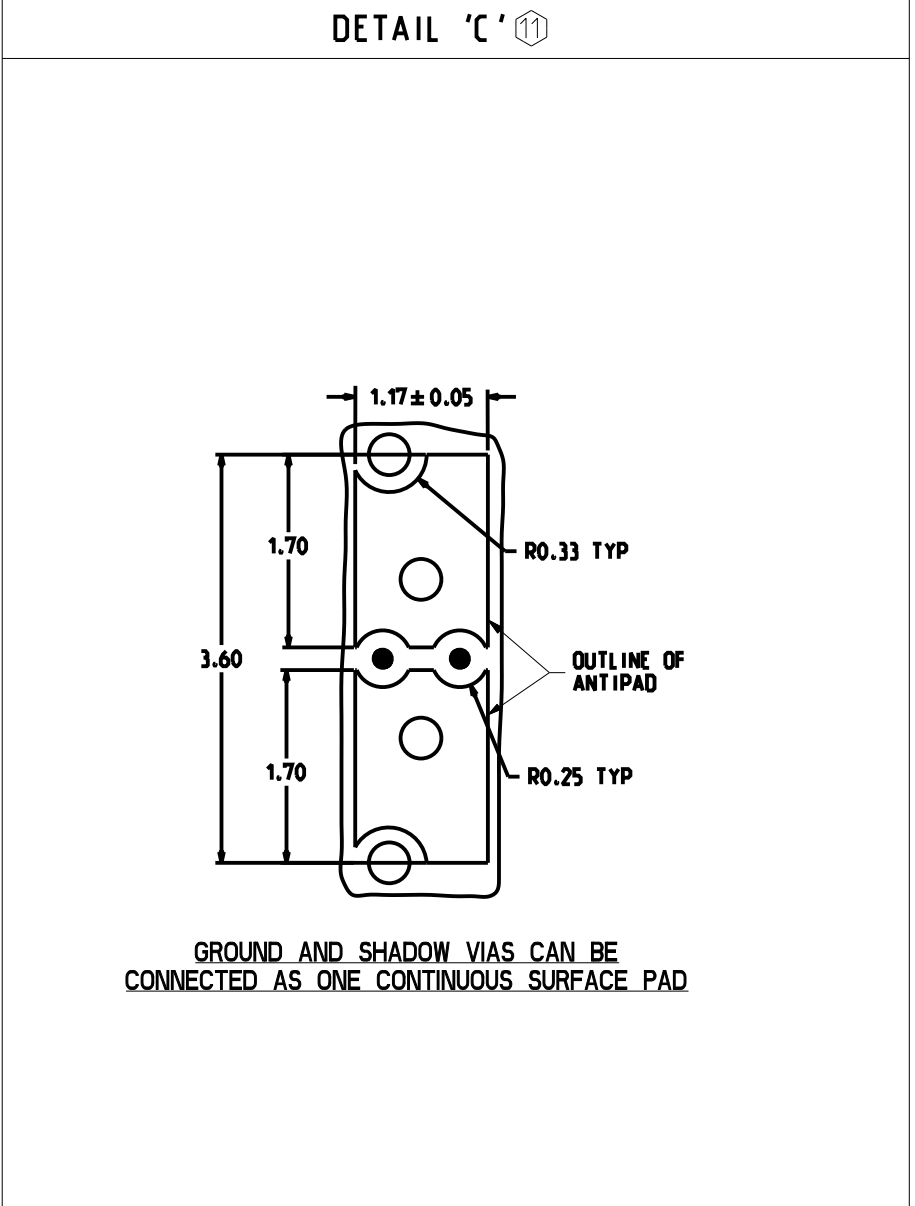
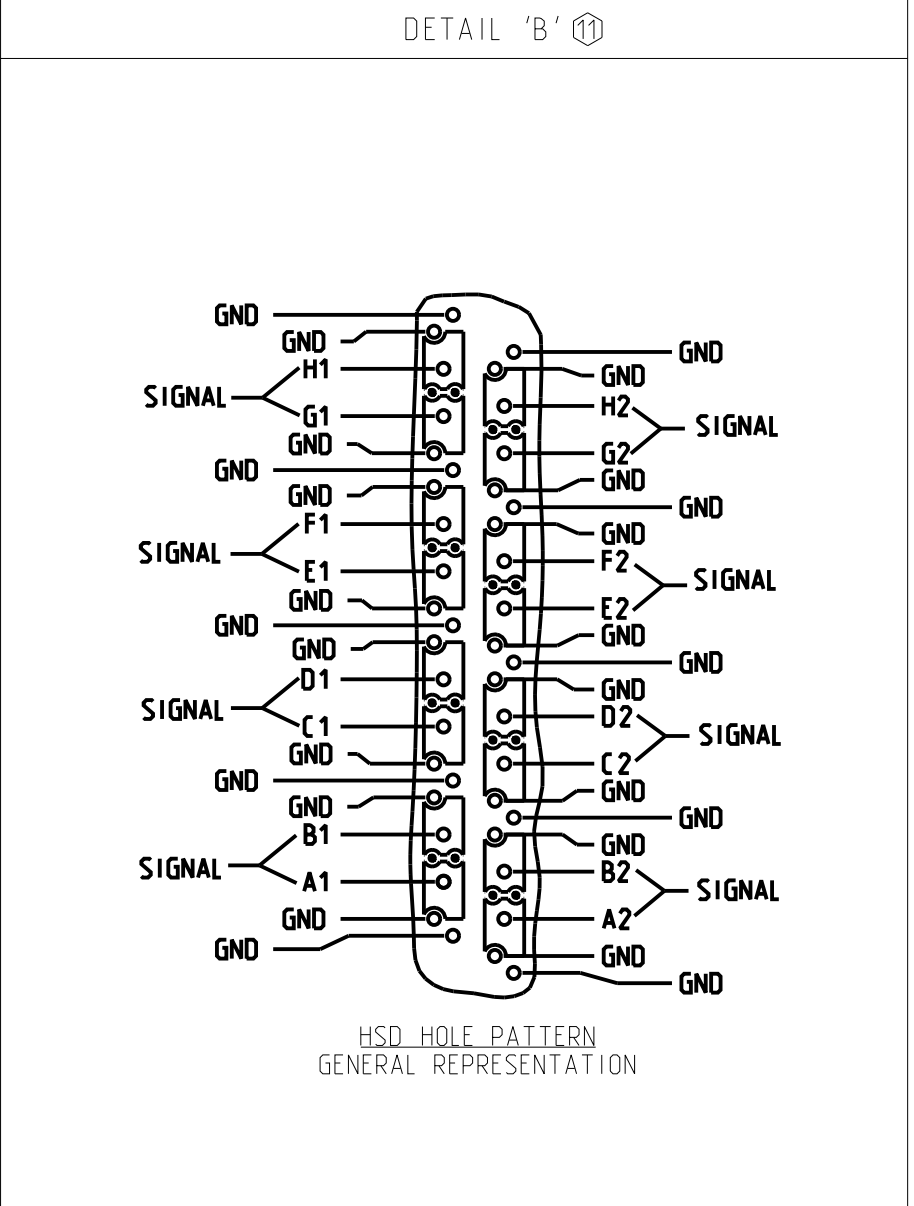
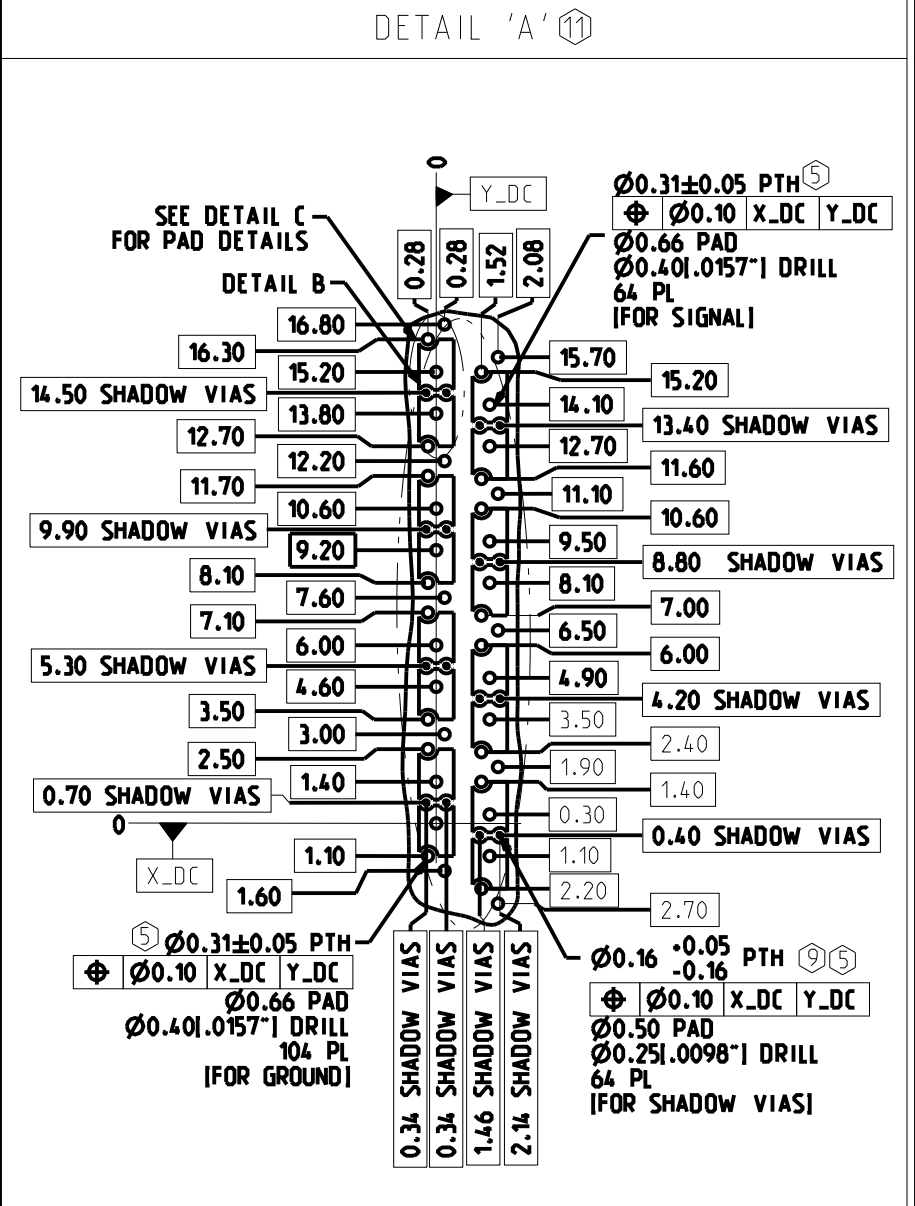
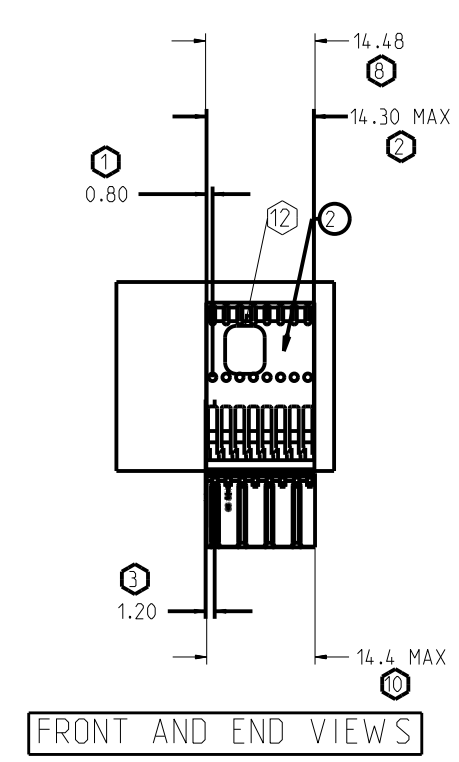


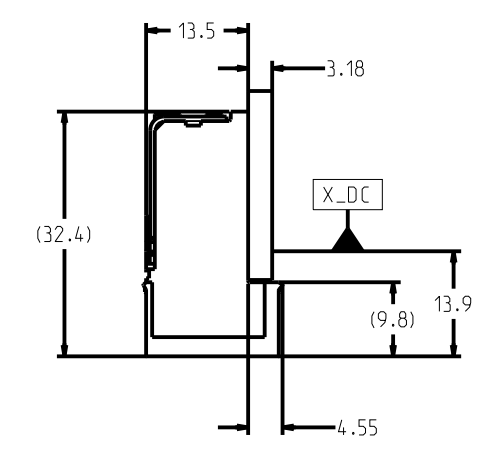
REV	ECN	DESCRIPTION	BY	DATE	APPROVED
A	JLIU-22111542	RELEASE TO PRODUCTION	J.LIU	11/24/2022	J.LIU



FRONT VIEW - DC HOLE PATTERN ONLY . CONNECTOR SIDE REFERENCED FROM LEFT MOST SIGNAL COLUMN . ALL DIMENSIONS BASIC



FRONT AND END VIEWS



BOTTOM VIEW
MODULE LOCATIONS FROM LEFT END OF PLASTIC

- NOTES:
- DISTANCE FROM FIRST STIFFENER PILOT HOLE TO LEFT END OF STIFFENER.
 - TOTAL LENGTH OF STIFFENER.
 - DISTANCE FROM CENTERLINE OF 1ST COLUMN OF SIGNAL PLATED THRU HOLES TO LEFT EDGE OF CONNECTOR.
 - MOUNTING SCREWS AND JOINER MODULES (IF PRESENT) TO BE BAGGED WITH EACH CONNECTOR ASSEMBLY.
 - STATED PAD SIZE MAY REQUIRE FILLETING. SEE TB-2237 FOR ROUTING, HOLE WALL PLATING THICKNESS AND FINISHED HOLE SIZE.
 - NA.
 - REFER TO TB-2343 FOR XCede HD2 PRODUCT SPECIFICATIONS.
 - OVERALL CONNECTOR LENGTH.
 - SHADOW VIAS (GND VIA'S) DO NOT RECEIVE COMPLIANT PINS. THEY ARE ADDED FOR IMPROVED SIGNAL INTEGRITY PERFORMANCE AND CAN CHANGE IN SIZE AND LOCATION BASED UPON THE SPECIFIC DESIGN DETAILS.
 - FRONT HOUSING WIDTH. CONNECTORS CAN BE USED IN STACKABLE APPLICATION.
 - DETAIL VIEWS ARE NOT TO SCALE. DO NOT SCALE DRAWING.
 - CONNECTOR IS LASER MARKED WITH MANUFACTURING INFORMATION. REFER TO DRAWING C-527-4133-000 FOR MARKING REQUIREMENTS AND DETAILS.

TABLE 1: PARTS LIST

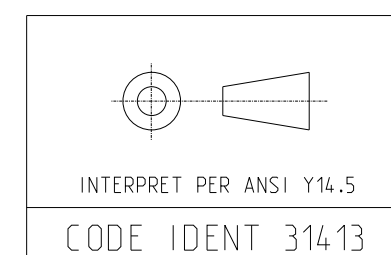
ITEM	PART NUMBER	DESCRIPTION	QTY
1	919-430B-B2H	XCede HD2 4PAIR HSD MOD w/ XG, 8POS, 900HMS, .0157" DRILL, NANO NI, STD GOLD	1
2	617-1421-014	XCede HD PLUS 4PAIR STIFFENER	1

NOTE: SEE FRONT VIEW FOR STIFFENER LENGTH.

CUSTOMER: DISTRIBUTOR / XHD2 WITH EXTRA GROUND 4PAIR X 8. HSD 900HMS

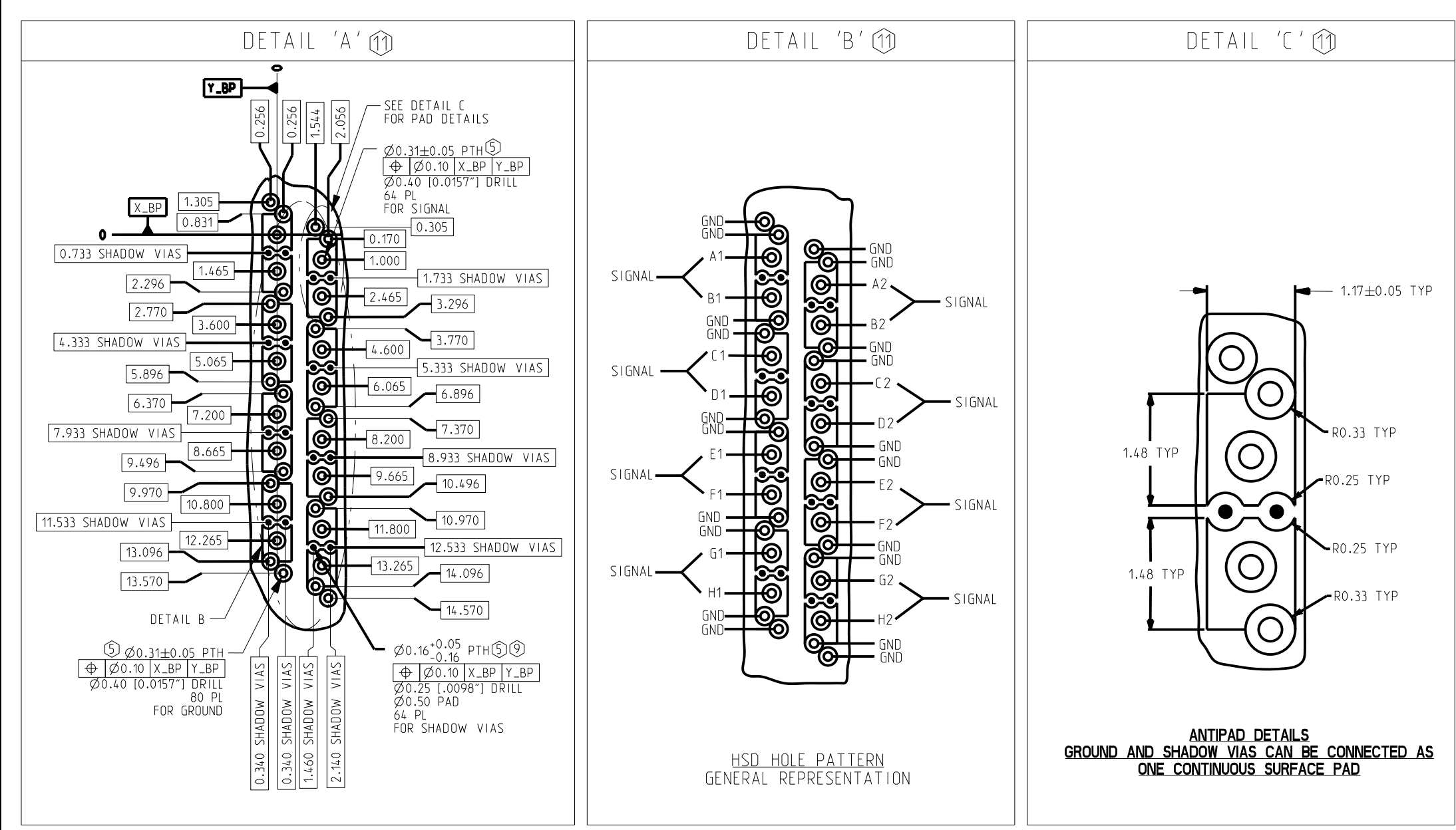
TOLERANCES	DESIGN	DATE	DESIGNER
0.0	±0.25	10/13/2022	J.LIU
0.00	±0.13	10/13/2022	AUTO GENERATED
0.000	±	10/13/2022	CHK J.LIU
ANGLES	± 3°	11/24/2022	APVD J.LIU

Amphenol TCS A Division of Amphenol Corporation 200 Innovative Way, Nashua, NH 03062 803.879.3000	
TITLE	XCede HD2 DAUGHTERCARD ASSEMBLY 4 PAIR CONNECTOR, LEADFREE
PART NO.	JX435-50064
DRAWING NO.	C-JX435-50064
CRED FILES	JX435-50064.ASM JX435-50064.DRW
SIZE	D
SCALE	1/1
SHEET	1 OF 2



CUSTOMER USE
DRAWING

REV	ECN	DESCRIPTION	BY	DATE	APPROVED
		SEE SHEET 1			



FOR REFERENCE ONLY; FOR SPECIFIC DETAILS, SEE C-USE DRAWINGS FOR BACKPLANE MODULES IN TABLE 2
BACKPLANE COMPONENTS MUST BE PURCHASED SEPARATELY AND MAY DIFFER FROM EXAMPLE SHOWN

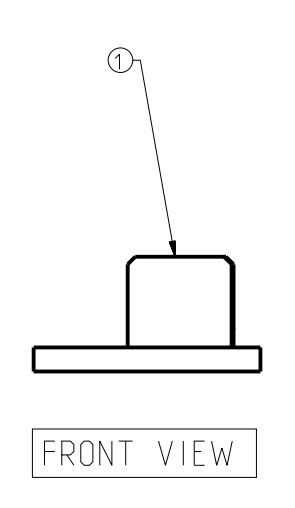
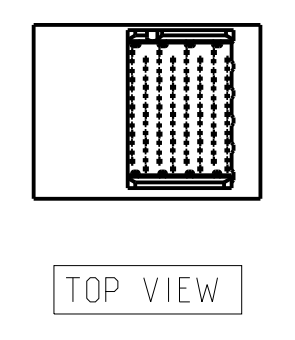
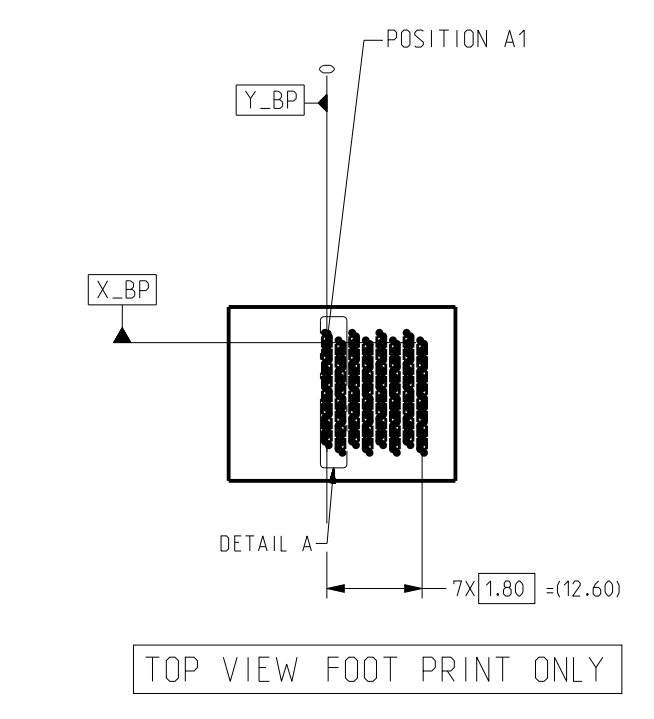


TABLE 2: PARTS LIST				
ITEM	PART NUMBER	DESCRIPTION	QTY	
1	972-401E-G0H	XCede HD2 4PAIR 8POS. OPEN. W/ XG. 2MM W IPE. .0157" DRILL. NANO NI, STD GOLD	1	

CUSTOMER: DISTRIBUTOR / XHD2 WITH EXTRA GROUND 4PAIR X 8. HSD 90OHMS

TOLERANCES	DESIGN 10/13/2022	J.LIU	Amphenol TCS A Division of Amphenol Corporation 200 Innovative Way, Nashua, NH 03062 603.879.3000
0.0	±0.25	DRAWN 10/13/2022	
0.00	±0.13	AUTO GENERATED	
0.000	± -	CHK 10/13/2022	
ANGLES	± 3°	APVD 11/24/2022	
UNLESS OTHERWISE SPECIFIED DIMENSIONS ARE IN MM AND DECIMAL MARKER IS A PERIOD.			TITLE XCede HD2 BACKPLANE ASSEMBLY 4 PAIR CONNECTOR, LEADFREE
INTERPRET PER ANSI Y14.5 CODE IDENT 31413			PART NO. JX435-50064 DRAWING NO. C-JX435-50064 CRED FILES JX435-50064_BP_ASM JX435-50064_BP.DRW
CUSTOMER USE DRAWING			REV A
SIZE	D	SCALE 1/1	SHEET 2 OF 2