

ORDERING CODE: **FLH - FXX - XX - X XX**

FLH SERIES

CABLE CONFIGURATION
SEE TABLE 1

HOUSING COLOR

00 = BLACK HOUSING
W0 = WHITE HOUSING

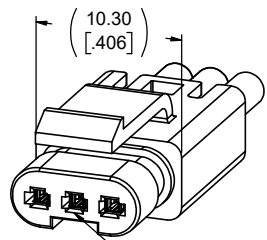
WIRE GAUGE

8 = 18 AWG
0 = 20 AWG
2 = 22 AWG

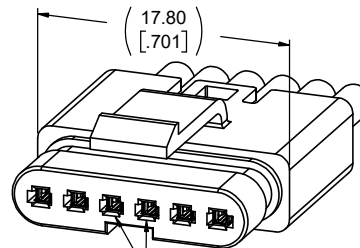
WIRE LENGTH 'L'

CODE	WIRE LENGTH 'L'
10 TO 99	LENGTH IN CM
A0 TO A9	1 METER + 0 TO 9 DECIMETERS
B0 TO B9	2 METER + 0 TO 9 DECIMETERS
C0 TO C9	3 METER + 0 TO 9 DECIMETERS
D0 TO D9	4 METER + 0 TO 9 DECIMETERS
E0 TO E9	5 METER + 0 TO 9 DECIMETERS
F0 TO F9	6 METER + 0 TO 9 DECIMETERS
G0 TO G9	7 METER + 0 TO 9 DECIMETERS
H0 TO H9	8 METER + 0 TO 9 DECIMETERS
J0 TO J9	9 METER + 0 TO 9 DECIMETERS
K0 TO K9	10 METER + 0 TO 9 METERS
L0 TO L9	20 METER + 0 TO 9 METERS
M0 TO M9	30 METER + 0 TO 9 DECAMETERS

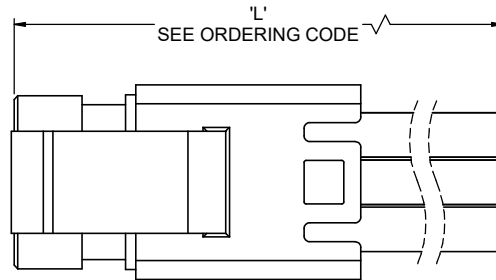
EXAMPLE: 75 CM = 75, 25 M = L5, 80 M = M5



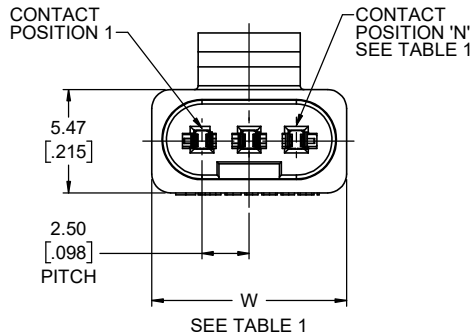
MIDDLE POSITION VACANT
FOR 2 POSITION CONNECTOR



MIDDLE POSITION VACANT
FOR 2 POSITION CONNECTOR



3 POSITION CABLE ASSEMBLY SHOWN



SEE TABLE 1

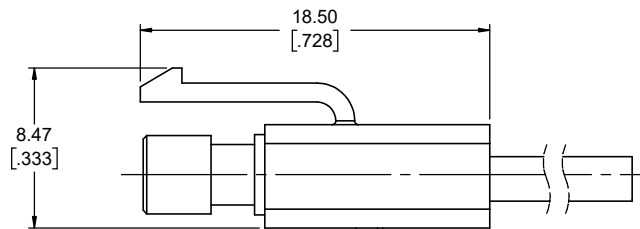
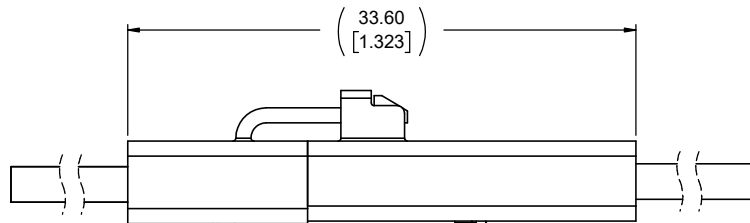


TABLE 1 - PART NUMBER INFORMATION

CABLE CONFIGURATION		NO. CONTACTS 'N'	WIDTH 'W'
STRANDED WIRE	SOLID WIRE		
F2C	F2P	2	10.30 [.406]
F3C	F3P	3	17.80 [.701]
F4C	F4P	4	
F6C	F6P	6	

NOTES:

- MATERIALS: ALL MATERIALS ARE RoHS COMPLIANT PER EU DIRECTIVE 2011/65/EU & AMENDMENTS
 - HOUSING: ENGINEERING THERMOPLASTIC, UL FLAMMABILITY RATING 94V-0, COLOR PER ORDERING CODE
 - WIRE: TINNED COPPER CONDUCTOR, PVC INSULATION FOR 18, 20 & 22 AWG WIRES, COLOR BLACK
- ELECTRICAL CHARACTERISTICS:
 - CURRENT RATING: 7A (18 AWG OR 1mm²) OR 5A (20 AWG OR 0.5 mm²) OR 3A (22 AWG OR 0.34 mm²) PER CONTACT
 - DIELECTRIC WITHSTANDING VOLTAGE: 1500 VAC
 - INSULATION RESISTANCE: 500 MEGAOHMS
 - OPERATING TEMPERATURE: -40°C TO +105°C
- IP20 PROTECTION PER IEC 60529



MATED VIEW

SOCKET CONNECTOR
FLH-FXX-XX-XXX

PIN CONNECTOR
FLH-AXX-XX-XXX



UNLESS SPECIFIED OTHERWISE	DRAWN	S.MUGAN	JUN02/22
PRIMARY UNITS MILLIMETERS	CHECKED		
SECONDARY INCHES	M.E. APP'D		
REFERENCE IN PARENTHESES	Q.A. APP'D		
GENERAL TOLERANCES	DWG APPR.		
1 DECIMAL PLACE	ENG. REL. NO.		
2 DECIMAL PLACES	REF.		
3 DECIMAL PLACES	THIRD ANGLE PROJECTION		
ANGULAR DEGREES	DO NOT SCALE DRAWING		

Amphenol Canada Corp.
Commercial Products

FLH SERIES, MINI 2.5mm PITCH
PLUG CABLE ASSEMBLY,
RoHS COMPLIANT

P-FLH-FXX-XX-XXX

CODE ID NO. 03554 | DWG SIZE: X | SCALE: 5:1 | SHEET 1 OF 1