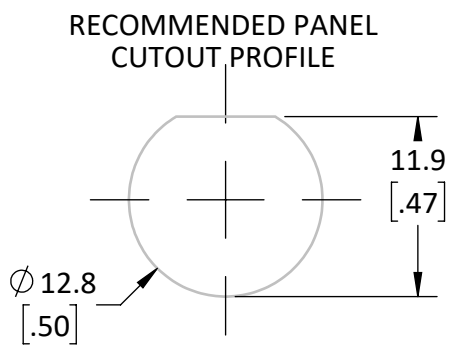
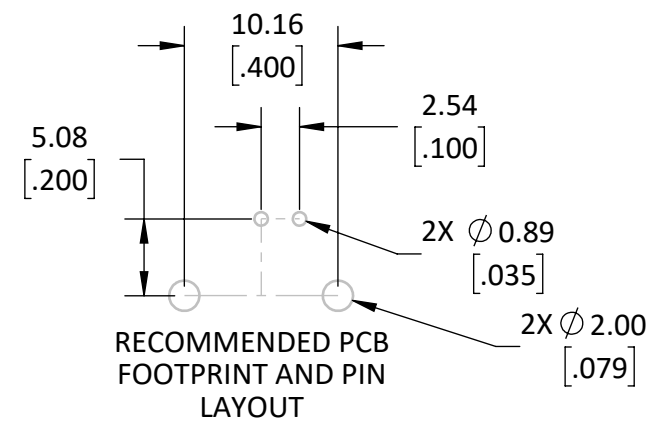
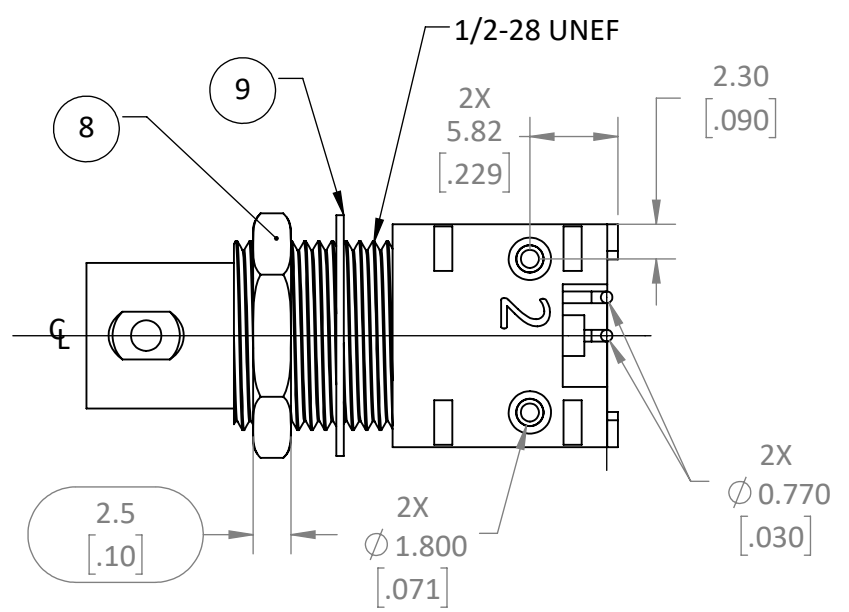
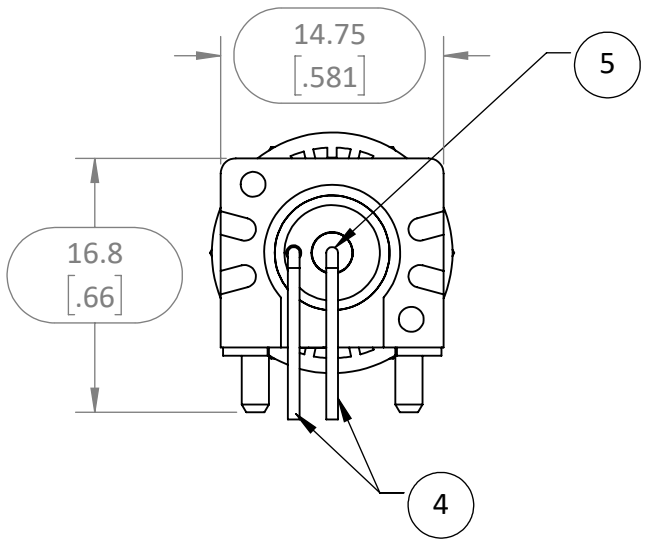
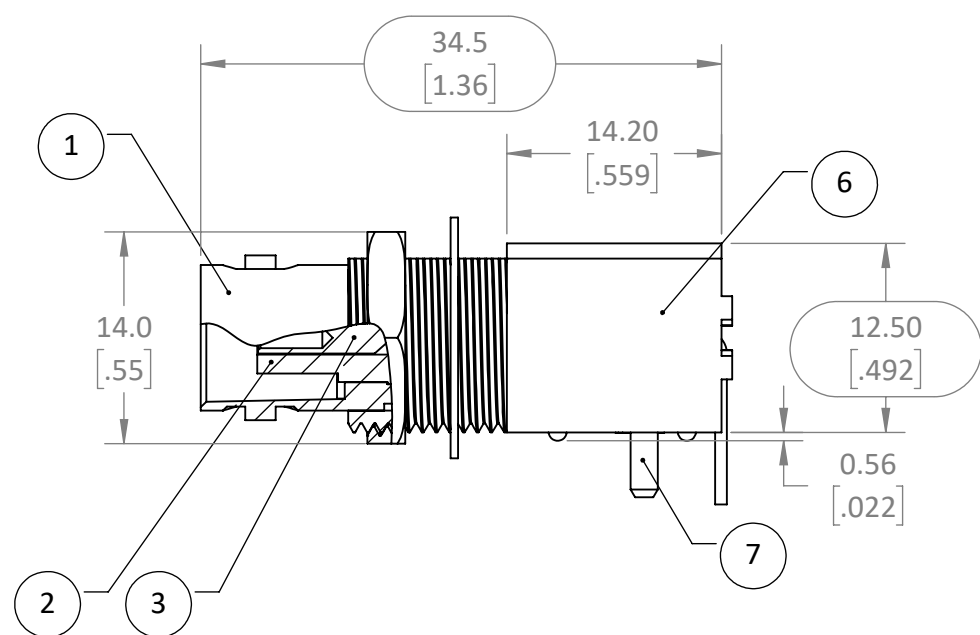


REVISIONS			
REV	DESCRIPTION	DATE	APPV
A	PRODUCTION RELEASE	JHAGER 11/16/21	DV 11/18/21



- NOTES: (UNLESS OTHERWISE SPECIFIED)
- ALL DIMENSIONS ARE IN MILLIMETERS [IN].
 - DIMENSIONS APPLY AFTER FINISHING.
 - MANUFACTURE TO BE COMPLIANT WITH EU RoHS DIRECTIVE, USE MATERIALS THAT DO NOT CONTAIN REACH SUBSTANCES OF VERY HIGH CONCERN >1000ppm, AND USE DRC CONFLICT-FREE SOURCED MATERIALS.
 - CONNECTORS TESTED IAW LINX TEST PLAN DOCUMENT AT LATEST REVISION.
 - ALL UNLISTED DIMENSIONS AND FEATURES ARE CONTROLLED BY SOLID MODEL AT LATEST REVISION.
 - ELECTRICAL PROPERTIES SHOWN FOR REFERENCE ONLY. SEE LINX DATA SHEET FOR ELECTRICAL PROPERTIES
 - IMPEDANCE: 50Ω
 - MAX FREQUENCY: 1GHz
 - INSERTION LOSS: NTE .075xvf (GHz)
 - MECHANICAL DATA:
 - MATING CYCLES: 500MAX
 - MAX USE TEMPERATURE: -60° - +165°C
 - INTERCONNECT IAW MIL-STD-348B
 - MAX PANEL THICKNESS: 6.35 [.250"]
 - PACKAGE IN 100 LOT BAG.

ITEM NUMBER	DESCRIPTION
1	CONNECTOR, BODY, NICKEL/ZINC
2	INSULATOR, CENTER, POM, WHITE
3	PIN, CENTER CONDUCT, GOLD/CuSnP
4	CONTACT WIRE TIN/BRASS
5	CENTER CONTACT WIRE INSULATOR PP NATURAL
6	HOUSING, MOUNT, PBT, WHITE
7	POSTS, PRESS IN, SOLDER, TIN/BRASS
8	NUT, 1/2-28 UNEF, .09" THK NICKEL/BRASS
9	WASHER, TOOTH, 1/2" X .05 THK NICKEL/STEEL

WARNING: THIS DRAWING CONTAINS PROPRIETARY INFORMATION THAT IS THE SOLE PROPERTY OF LINX TECHNOLOGIES, AND SHALL BE TREATED AS SUCH. NO DISCLOSURE OR REPRODUCTION OF THIS DOCUMENT IS PERMITTED, IN WHOLE OR IN PART, WITHOUT THE EXPRESS WRITTEN PERMISSION OF LINX TECHNOLOGIES OR ITS DESIGNATED AGENTS.



MATERIAL: ZINC / BRASS PBT / POM / PP	INTERPRET DIMENSIONS AND TOLERANCES PER ASME Y14.5. .X ±2.0 .XX ±1.00 .XXX ±.500	ANGLES: ±1° SURFACE: √	PROJECTION: 	TITLE: CONNECTOR, BNC FEMALE RIGHT ANGLE PCB MOUNT
FINISH: NICKEL TIN LEADS	DRAWN: JHAGER ENGR: DASARATHAN	DT: 11/16/21 DT: 11/16/21	SIZE B	DWG. NO. C-CONBNC002
SCALE: 2:1		DO NOT SCALE DRAWING	REV A	