

DO NOT SCALE FROM THIS PRINT

DESIGNED & DIMENSIONED IN MILLIMETERS [INCHES]

BNC7T-J-P-XX-ST-EM1

GENDER  
-J: JACK

TERMINATION  
-EM1: EDGE MOUNT (FOR 1.57[.062] THICK PCB)

ORIENTATION  
-ST: STRAIGHT

PLATING SPECIFICATION  
-HN: HEAVY GOLD/NICKEL (SEE NOTES 5 & 6)  
(SUB-BNC7T-J-P-HN-RA-TH1)  
(BTNC-NUT-003-N)  
(BTNC-LWAS-001-N)

[B] -MN: MEDIUM GOLD/NICKEL (SEE NOTES 5 & 6)  
(SUB-BNC7T-J-P-MN-ST-EM1)  
(BTNC-NUT-003-N)  
(BTNC-LWAS-001-N)

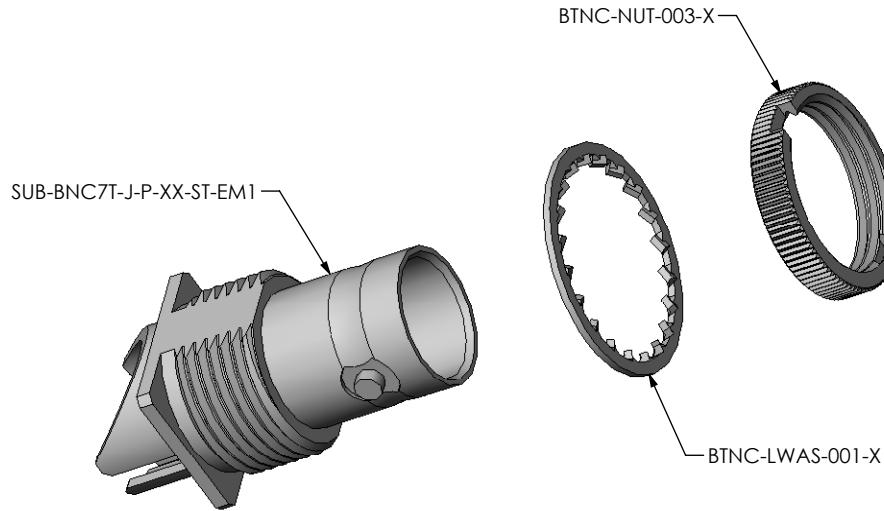
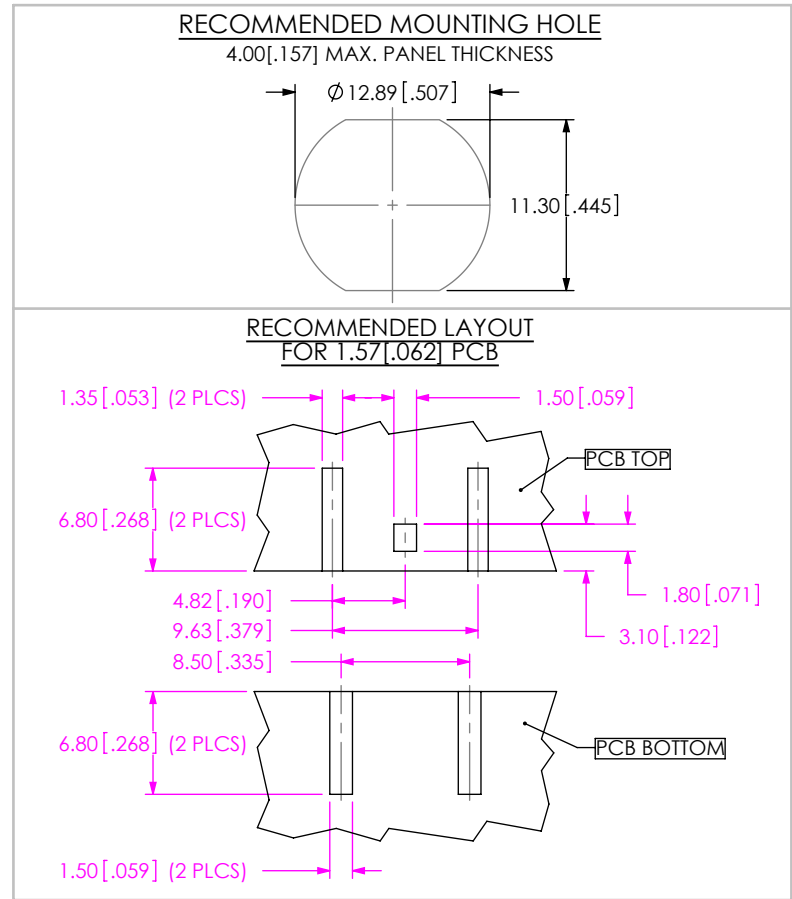


FIG 1.  
BNC7T-J-P-XX-ST-EM1 SHOWN



NOTES:

1.  $\text{\textcircled{C}}$  REPRESENTS A CRITICAL DIMENSION.
2. FABRICATED PARTS MUST BE FREE OF SCRATCHES, TOOL MARKS, ETC.
3. SUPPLIER TO REMOVE BURRS.
4. RoHS COMPLIANT.
5. COMPONENT PLATING DESIGNATIONS:  
-H: .000030" MIN. GOLD OVER .000050. (MIN) NICKEL.  
[B]-M .000010" MIN. GOLD OVER .000050" MIN. NICKEL  
-N: .000100" MIN. NICKEL.
6. ASSEMBLY PLATING DESIGNATIONS:  
-HN: (CENTER CONTACT)-H  
(OUTER CONTACT) -N  
(REMAINING METAL PARTS) -N  
[B]-MN: (CENTER CONTACT)-M  
(OUTER CONTACT) -N  
(REMAINING METAL PARTS) -N

F:\DWG\MISC\mktg\BNC7T-J-P-XX-ST-EM1-MKT.SLDDRW

UNLESS OTHERWISE SPECIFIED,  
DIMENSIONS ARE IN MILLIMETERS.

TOLERANCES ARE:

DÉCIMALS	ANGLES
.X: $\pm 0.3$ [0.1]	2°
.XX: $\pm 0.13$ [0.05]	
.XXX: $\pm 0.051$ [0.020]	

**PROPRIETARY NOTE**  
THIS DOCUMENT CONTAINS INFORMATION CONFIDENTIAL AND PROPRIETARY TO SAMTEC, INC. AND SHALL NOT BE REPRODUCED OR TRANSFERRED TO OTHER DOCUMENTS OR DISCLOSED TO OTHERS OR USED FOR ANY PURPOSE OTHER THAN THAT WHICH IT WAS OBTAINED WITHOUT THE EXPRESSED WRITTEN CONSENT OF SAMTEC, INC.

**samtec**  
520 PARK EAST BLVD, NEW ALBANY, IN 47150  
PHONE: 812-944-6733 FAX: 812-948-5047  
e-Mail: info@SAMTEC.com code: 55322

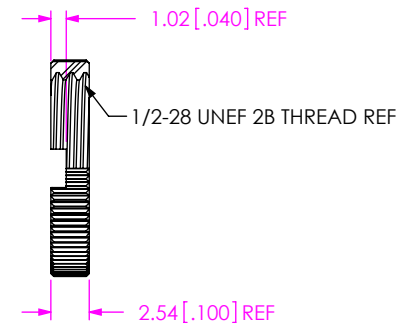
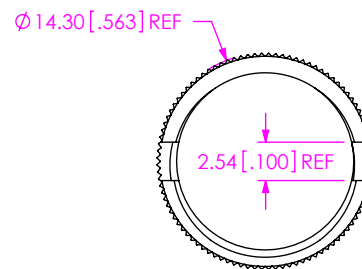
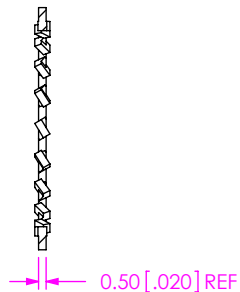
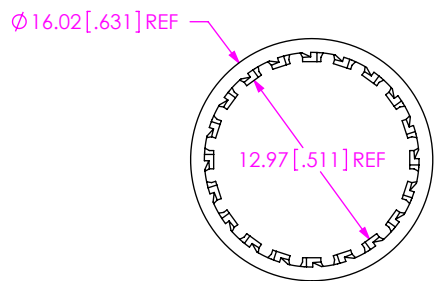
DO NOT SCALE DRAWING

SHEET SCALE: 2:1

DESCRIPTION:  
BNC7T EDGE MOUNT STRAIGHT JACK

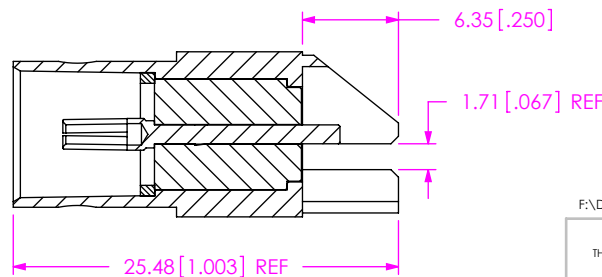
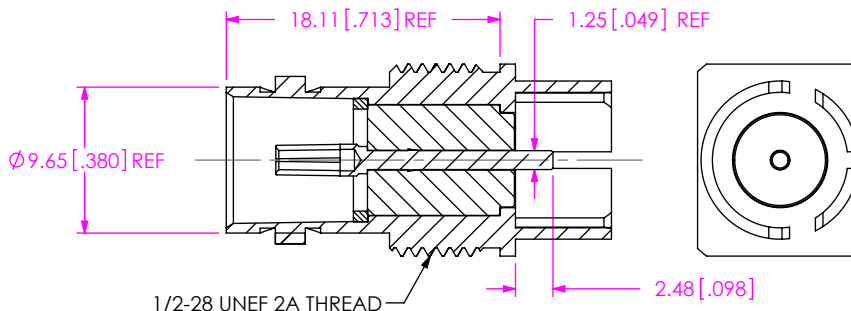
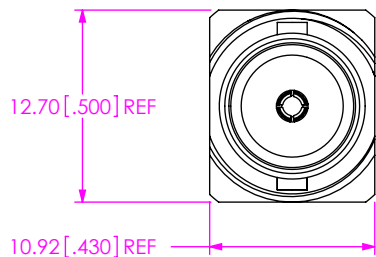
DWG. NO.  
BNC7T-J-P-XX-ST-EM1

BY: G.HERMAN 01/04/2008 SHEET 1 OF 2



SAMTEC PART NUMBER	ITEM
BTNC-LWAS-001-X	LOCKWASHER

SAMTEC PART NUMBER	ITEM
BTNC-NUT-003-X	KNURLED NUT



SAMTEC PART NUMBER	ITEM
SUB-BNC7T-J-P-XX-ST-EM1	SUB ASSEMBLY

F:\DWG\MISC\Mktg\BNC7T-J-P-XX-ST-EM1-MKT.SLDDRW

**PROPRIETARY NOTE**  
 THIS DOCUMENT CONTAINS INFORMATION  
 CONFIDENTIAL AND PROPRIETARY TO  
 SAMTEC, INC. AND SHALL NOT BE REPRODUCED  
 OR TRANSFERRED TO OTHER DOCUMENTS OR  
 DISCLOSED TO OTHERS OR USED FOR ANY  
 PURPOSE OTHER THAN THAT WHICH IT WAS  
 OBTAINED WITHOUT THE EXPRESSED WRITTEN  
 CONSENT OF SAMTEC, INC.



520 PARK EAST BLVD, NEW ALBANY, IN 47150  
 PHONE: 812-944-6733 FAX: 812-948-5047  
 e-Mail: info@SAMTEC.com code: 55322

DO NOT SCALE DRAWING

SHEET SCALE: 2:1

DESCRIPTION:  
 BNC7T EDGE MOUNT STRAIGHT JACK

DWG. NO.  
 BNC7T-J-P-XX-ST-EM1

BY: G.HERMAN 01/04/2008 SHEET 2 OF 2