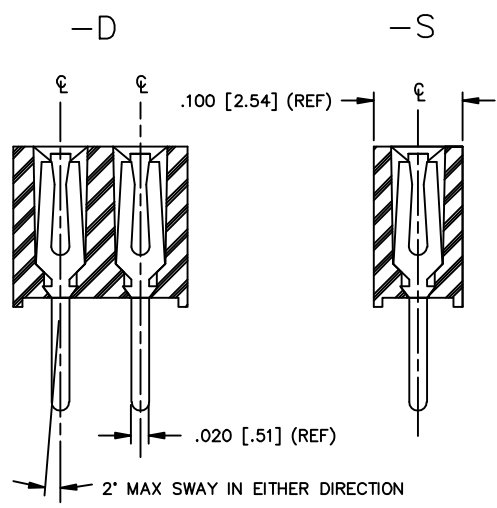
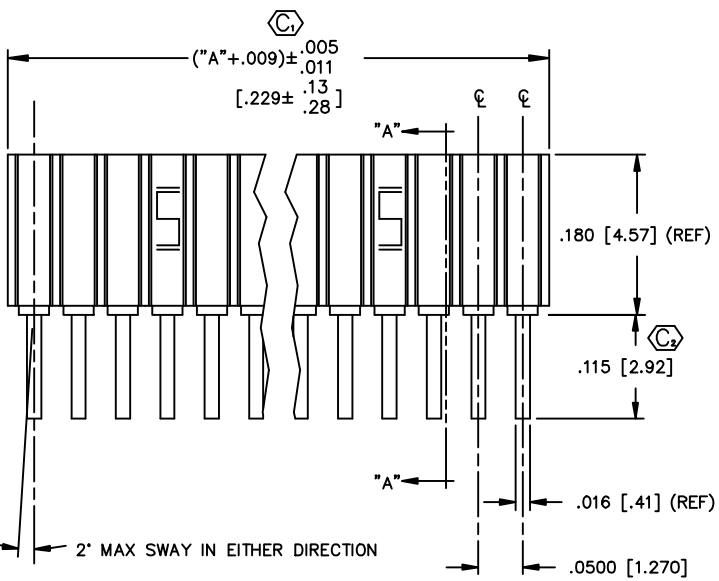
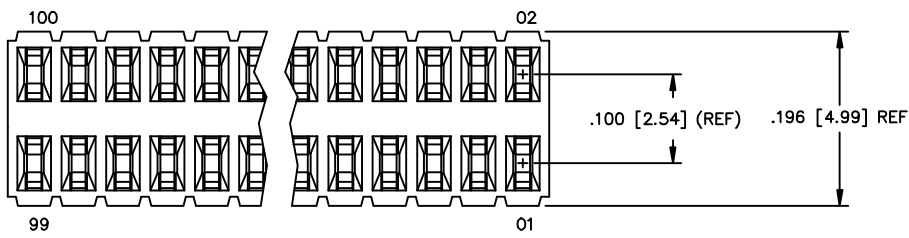
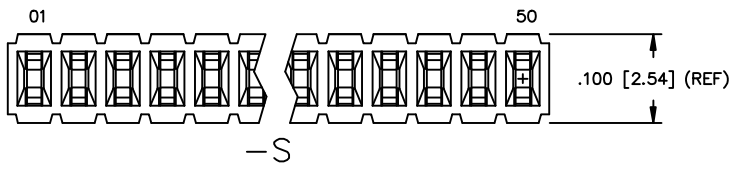


DIMENSIONS ARE IN INCHES		UNLESS OTHERWISE NOTED	TOLERANCES ARE:
ONE PLACE DECIMALS ± .1 [3]	THREE PLACE DECIMALS ± .005 [.13]	ANGLES	± 2°
TWO PLACE DECIMALS ± .01 [.3]	FOUR PLACE DECIMALS ± .0020 [.051]		

TITLE:	LOW PROFILE .050 [1.27] SOCKET STRIP ASM.	DWG NO:	SLM-1XX-01-X-X SHEET 1 OF 1
--------	---	---------	--------------------------------



SLM-1XX-01-X-X

POSITION SPECIFICATION
"A" = NO. OF POS. x .0500 [1.270]
SINGLE: -01 THRU -50
DOUBLE: -01 THRU -50

CONTACT STYLE
-01: USE C-29-X

ROW SPECIFICATION
-D: DOUBLE (USE SLM-50-D)
-S: SINGLE (USE SLM-50-S)

PLATING SPECIFICATION
-G: GOLD-SPECIFY -G IN CONTACT SUFFIX -X
-T: TIN-SPECIFY -T IN CONTACT SUFFIX -X
-S: SELECTIVE GOLD, MATTE TIN TAIL-SPECIFY -S IN CONTACT SUFFIX -X
-F: FLASH GOLD, MATTE TIN TAIL-SPECIFY -S IN CONTACT SUFFIX -X
-H: HEAVY GOLD-SPECIFY -H IN CONTACT SUFFIX -X
-L: LIGHT SELECTIVE GOLD, MATTE TIN TAIL-SPECIFY -L IN CONTACT SUFFIX -X

- NOTES:
- MIN. PUSHOUT FORCE: 1 lb.
 - MAX BOW: .005 in/in [mm/mm] .0125 [.318]
 - (C) REPRESENTS CRITICAL DIMENSION FOR STATISTICAL PROCESS CONTROL.
 - TUBE ONLY -05 THRU -50 POSITIONS. -01 THRU -04 TO BE BULK PACKAGED.
 - .010" MAX CUT FLASH WITH NO FLASH ALLOW IN HOLES
 - ADDED OF .009 ONLY REQUIRED FOR CUT TO POSITION LENGTHS.
 - NOTE DELETED.

Do not scale from this print

PACKAGING TABLE

ROW SPEC.	TUBES *	PLUG
-D: DOUBLE	PT-1-24-03-09	TP-09
-S: SINGLE	PT-1-24-01-12	TP-12

* = SEE NOTE 4

PROPRIETARY NOTE
THIS DOCUMENT CONTAINS INFORMATION CONFIDENTIAL AND PROPRIETARY TO SAMTEC INC. AND SHALL NOT BE REPRODUCED OR TRANSMITTED TO OTHER DOCUMENTS OR DISCLOSED TO OTHERS OR USED FOR ANY PURPOSE OTHER THAN THAT FOR WHICH IT WAS OBTAINED WITHOUT THE EXPRESSED WRITTEN CONSENT OF SAMTEC INC.

samtec MISC. MKTG SLM-MKT

520 PARK EAST BLVD. NEW ALBANY, INDIANA 47150
PHONE (812) 944-6733 P.O. BOX 1147
CODE 55322

MADE BY: KOLB 1-25-89	ENG. APPROVAL	SLM-1XX-01-X-X
CHECKED BY: McCARTIN	D.E.M	SHEET 1 OF 1

PLOT SCALE 1=1