


CONNECTORS

**2115**



**2114**



2114

2-way with thumbscrew. Used for fixing 2 rods or tubes at right angles.

2115

3-way as 2114 but for fixing 3 rods at right angles.

2116



In-line connector with socket headed screw. For butt joining 2 rods or tubes end to end. 1 allen key provided per pack of ten.

**2120**

2120

Swivel adaptor with thumbscrew. Enables connector 2111 to be used as a swivel connector which can be clamped at any angle.

**2116**



2111

Connector with thumbscrew. 2 holes for fixing to instrument cases, control panels, screens or scaffold framework etc. 2 self tapping screws supplied per connector. A central 6 mm fixing hole is also provided.

2112

Swivel, 2-way with thumbscrews. For holding 2 rods at any angle to each other. The 2 components are restrained from swivelling freely by a tension washer.

2113

Plane swivel with thumbscrews. The 2 connectors are mounted on a steel strap. Used for connecting 2 rods or tubes which converge at any angle. Suitable for making triangular or square frames.

**2113**



2119

Foot adaptor. Manufactured out of aluminium with boss to fit any of our scaffold feet. Accepts three 13 mm diameter rods or tubes at right angles, (2 perpendicular to the boss and the third in line with the boss) with allen screws for fixing. 1 allen key provided per pack of ten.

**2112**

**2111**

**2119**

