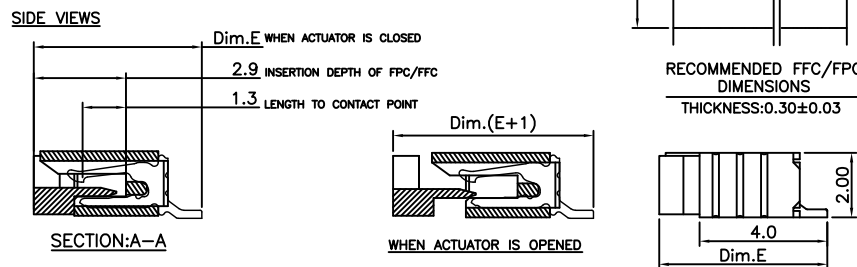
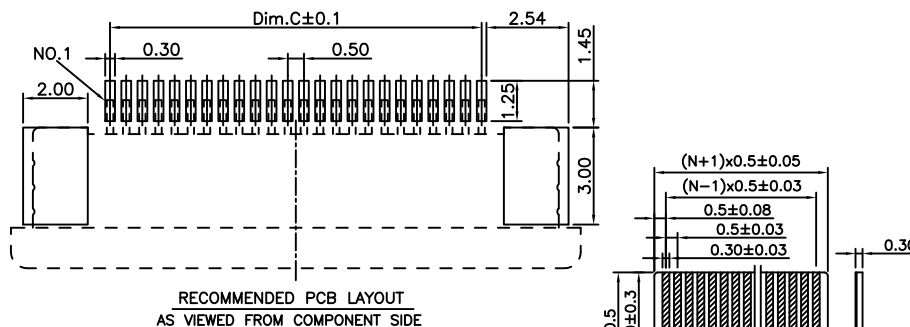
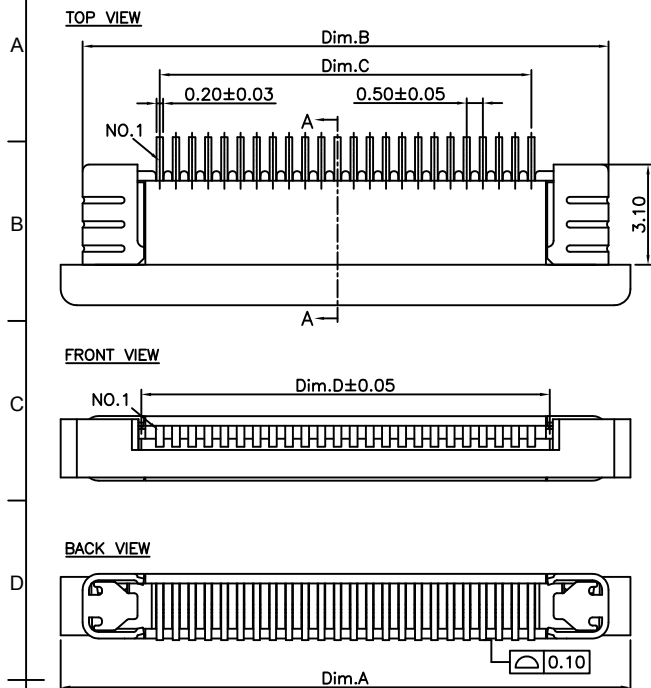


Global Connector Technology Ltd. - FFC2B15 : FPC 0.5mm Pitch Side Entry, Top Contact, SMT, Height=2.0mm, ZIF, Slide Type



Pin No.	Dim.A	Dim.B	Dim.C	Dim.D	Dim.E
* 4	7.6	6.5	1.50	2.60	
* 5	8.1	7.0	2.00	3.10	
* 6	8.6	7.5	2.50	3.60	
* 7	9.1	8.0	3.00	4.10	
* 8	9.6	8.5	3.50	4.60	
* 9	10.1	9.0	4.00	5.10	
* 10	10.6	9.5	4.50	5.60	
* 11	11.1	10.0	5.00	6.10	
* 12	11.6	10.5	5.50	6.60	
* 13	12.1	11.0	6.00	7.10	
* 14	12.6	11.5	6.50	7.60	
* 15	13.1	12.0	7.00	8.10	
* 16	13.6	12.5	7.50	8.60	
* 17	14.1	13.0	8.00	9.10	
* 18	14.6	13.5	8.50	9.60	
* 19	15.1	14.0	9.00	10.10	5.2
* 20	15.6	14.5	9.50	10.60	
* 21	16.1	15.0	10.00	11.10	
* 22	16.6	15.5	10.50	11.60	
* 23	17.1	16.0	11.00	12.10	
* 24	17.6	16.5	11.50	12.60	
* 25	18.1	17.0	12.00	13.10	
* 26	18.6	17.5	12.50	13.60	
* 27	19.1	18.0	13.00	14.10	
* 28	19.6	18.5	13.50	14.60	
* 29	20.1	19.0	14.00	15.10	
* 30	20.6	19.5	14.50	15.60	
* 31	21.1	20.0	15.00	16.10	
* 32	21.6	20.5	15.50	16.60	
* 33	22.1	21.0	16.00	17.10	
* 34	22.6	21.5	16.50	17.60	
35	23.1	22.0	17.00	18.10	
* 36	23.6	22.5	17.50	18.60	
* 37	24.1	23.0	18.00	19.10	
* 38	24.6	23.5	18.50	19.60	
* 39	25.1	24.0	19.00	20.10	
* 40	25.6	24.5	19.50	20.60	
* 41	26.1	25.0	20.00	21.10	
42	26.6	25.5	20.50	21.60	
43	27.1	26.0	21.00	22.10	
44	27.6	26.5	21.50	22.60	
* 45	28.1	27.0	22.00	23.10	
46	28.6	27.5	22.50	23.60	
47	29.1	28.0	23.00	24.10	
* 48	29.6	28.5	23.50	24.60	5.7
49	30.1	29.0	24.00	25.10	
* 50	30.6	29.5	24.50	25.60	
51	31.1	30.0	25.00	26.10	
52	31.6	30.5	25.50	26.60	
53	32.1	31.0	26.00	27.10	
* 54	32.6	31.5	26.50	27.60	
55	33.1	32.0	27.00	28.10	
56	33.6	32.5	27.50	28.60	
* 57	34.1	33.0	28.00	29.10	
58	34.6	33.5	28.50	29.60	
59	35.1	34.0	29.00	30.10	
* 60	35.6	34.5	29.50	30.60	

Specification 规格:

Material 物料规格:

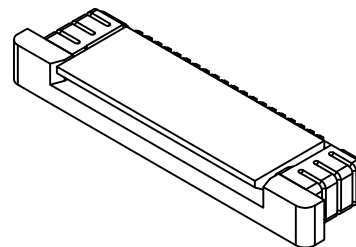
Housing Material 塑胶外壳: High-Temp Plastic LCP (UL 94V-0), White 高温塑胶
 Actuator: LCP (UL 94V-0), Black
 Contact: Phosphor Bronze 磷青铜
 Finish (a) Contact Plating: see ordering grid
 (b) Underplating: Nickel-plated all over
 Fitting Nail: Brass, tin plated 黄铜, 镀锡

Mechanical

Durability: 20 Cycles

Electrical 电气规格:

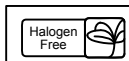
Voltage Rating (Max.): 50V AC/DC 最大额定电压 50V AC/DC
 Current Rating (Max.): 0.4A AC/DC 最大额定电流 0.4A AC/DC
 Dielectric Strength: 250V AC for 1 minute
 between adjacent terminal, no breakdown
 电介质强度: 250V AC于相邻端子, 1分钟, 无损害
 Insulation Resistance: 50 MΩ Min. 250V DC
 for 1 minute between adjacent terminal
 绝缘阻抗: 50MΩ, 250V DC 于相邻端子1分钟
 Contact Resistance: 40 mΩ Max. 连接阻抗: 40 毫欧
 Operating Temperature: -25°C to +85°C 工作温度: -25° to +85°
 Solder Profile: Peak Temp 260°C (+0/-5°C) Maximum (5 seconds)



No. of Contacts
04 - 60
(see dimension table)

Contact Plating
T= Tin Plating over all (Standard) - reel qty=2000pcs
G= Gold Flash over all - reel qty=2000pcs, MOQ 3 reels

By	PKN
DETAIL	DRAWING RELEASE
REV	A
DATE	19/05/10



Tolerances (Except as noted)	Part Number:-	Date:-
Dimensions in mm	FFC2B15	19 MAY 10
X.X ± 0.30 X.X ± 2°	Description:-	
X.XX ± 0.15 X.XX ± 1°	FPC 0.5mm PITCH SIDE ENTRY, TOP CONTACT, SMT, HEIGHT=2.0mm, ZIF, SLIDE TYPE	
X.XXX ± 0.10 X.XXX ± 0.5°		
Third Angle Projection	THIS DRAWING IS CONFIDENTIAL AND MUST NOT BE COPIED OR DISCLOSED WITHOUT WRITTEN CONSENT	

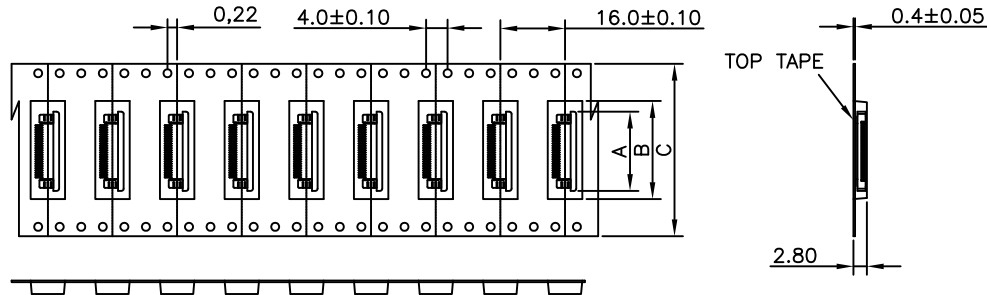
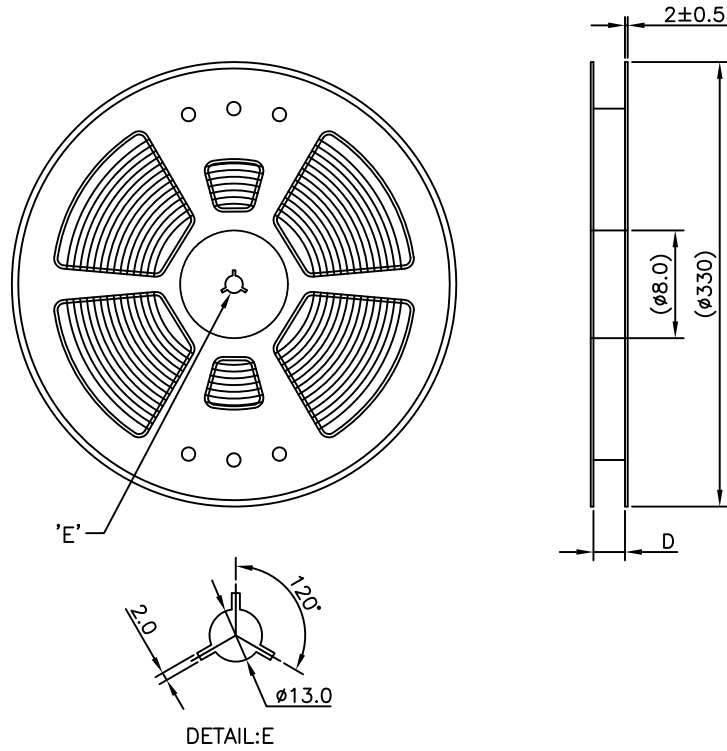
* = Tooled Parts
 Please contact GCT for non-tooled parts
 Non-tooled MOQ 10k pcs

GCT

www.globalconnectortechology.com

Scale	Revision	Material	Drawn by	E & OE	Sheet No.
NTS	A	See Note	PKN		1/2

PIN NO.	DIM=A	DIM=B	DIM=C	DIM=D
4P	7.60	20.00	25.0	26.5
5P	8.10			
6P	8.60			
7P	9.10			
8P	9.60			
9P	10.10			
10P	10.60			
11P	11.10			
12P	11.60			
13P	12.10			
14P	12.60			
15P	13.10	28.00	35.0	36.5
16P	13.60			
17P	14.10			
18P	14.60			
19P	15.10			
20P	15.60			
21P	16.10			
22P	16.60			
23P	17.10			
24P	17.60			
25P	18.10			
26P	18.60			
27P	19.10			
28P	19.60			
29P	20.10			
30P	20.60	40.00	45.0	46.5
31P	21.10			
32P	21.60			
33P	22.10			
34P	22.60			
35P	23.10			
36P	23.60			
37P	24.10			
38P	24.60			
39P	25.10			
40P	25.60			
41P	26.10			
42P	26.60			
43P	27.10			
44P	27.60			
45P	28.10			
46P	28.60			
47P	29.10			
48P	29.60			
49P	30.10			
50P	30.60			
51P	31.10			



NOTES:

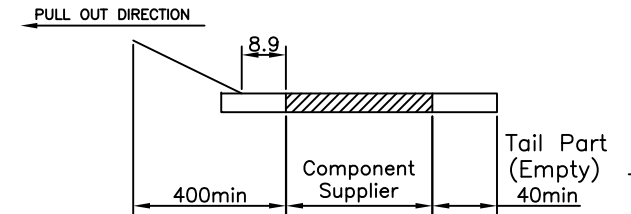
1.Number of Connectors: 2000 Pcs/Reel

2.Material

Carrier Tape:PET,PE,PEF

Reel:PS

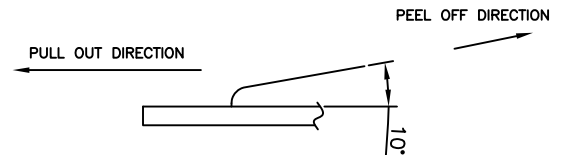
3.Lead Tape Length:



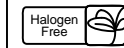
4.Peeling off force of top tape

0.1N~0.7N(10.2gf~71.4gf)

(Peeling direction as shown in following fig)



By	PKN
DETAIL	DRAWING RELEASE
REV DATE	A 19/05/10



Tolerances (Except as noted)	
Dimensions in mm	
X.X ± 0.2	X.X ± 2°
X.XX ± 0.10	X.XX ± 1°
X.XXX ± 0.05	X.XXX ± 0.5°
Third Angle Projection	

Part Number:-	FFC2B15	Date:-	19 MAY 10
Description:-			
FPC 0.5mm PITCH SIDE ENTRY, TOP CONTACT, SMT, HEIGHT=2.0mm, ZIF, SLIDE TYPE			
THIS DRAWING IS CONFIDENTIAL AND MUST NOT BE COPIED OR DISCLOSED WITHOUT WRITTEN CONSENT			

GCT				
www.globalconnectortechology.com				
Scale	Revision	Material	Drawn by	Sheet No.
NTS	A	See Note	PKN	E & OE 2/2