

"High Frequency Ceramic Solutions"

915 MHz Antenna

P/N 0915AT43A0026

Detail Specification: 07/26/2010

Page 1 of 3

Recommended Application ISM

General Specifications

Part Number	0915AT43A0026
Frequency Range	902 - 928
Peak Gain	-1.0 dBi typ. (XZ-total)
Average Gain	-4.0 dBi typ. (XZ-total)
Return Loss	8.5 dB min.
Impedance	50 Ω
Input Power	2W max.

Operating Temperature	-40 to +85°C
Storage Temperature Range	+5~+35°C, Humidity 45~75%RH
Reel Quantity	1,000

No.	Function	Terminal Configuration
1	Feeding Point	
2	NC	

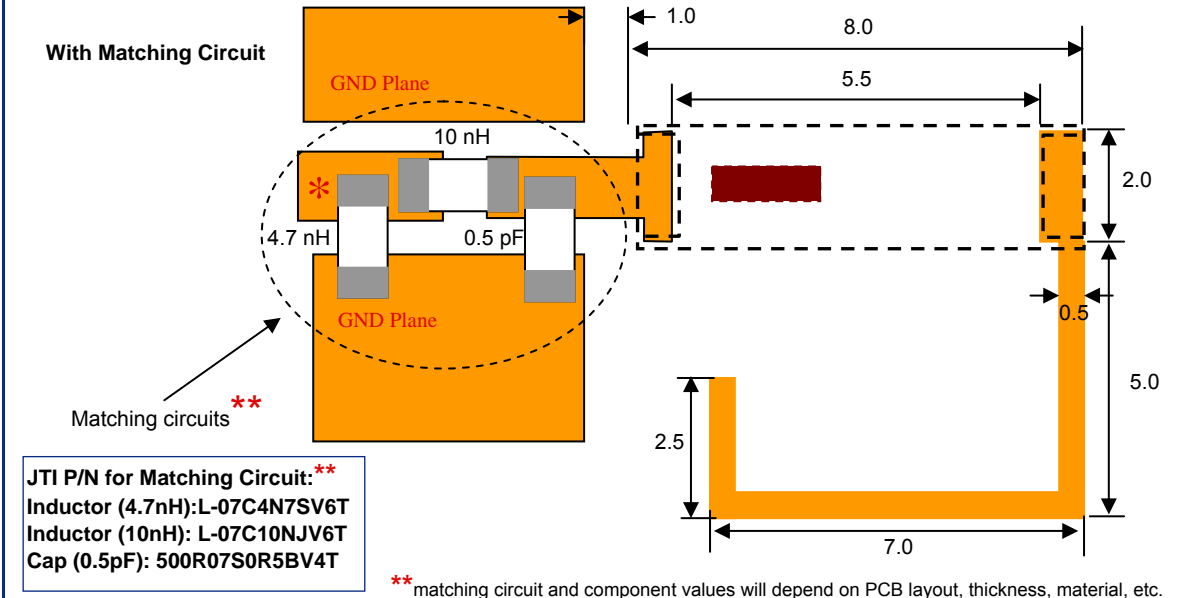
Mechanical Dimensions

	In	mm
L	0.276 ± 0.008	7.00 ± 0.20
W	0.079 ± 0.008	2.00 ± 0.20
T	0.031 +.004/-0.008	0.80 +0.1/-0.2
a	0.020 ± 0.012	0.50 ± 0.30

Mounting Considerations

Mount these devices with brown mark facing up. Units: mm

* Line width should be designed to provide 50 Ω impedance matching characteristics.



Johanson Technology, Inc. reserves the right to make design changes without notice.

All sales are subject to Johanson Technology, Inc. terms and conditions.



www.johansontechnology.com

4001 Calle Tecate • Camarillo, CA 93012 • TEL 805.389.1166 FAX 805.389.1821

2010 Johanson Technology, Inc. All Rights Reserved

"High Frequency Ceramic Solutions"

915 MHz Antenna

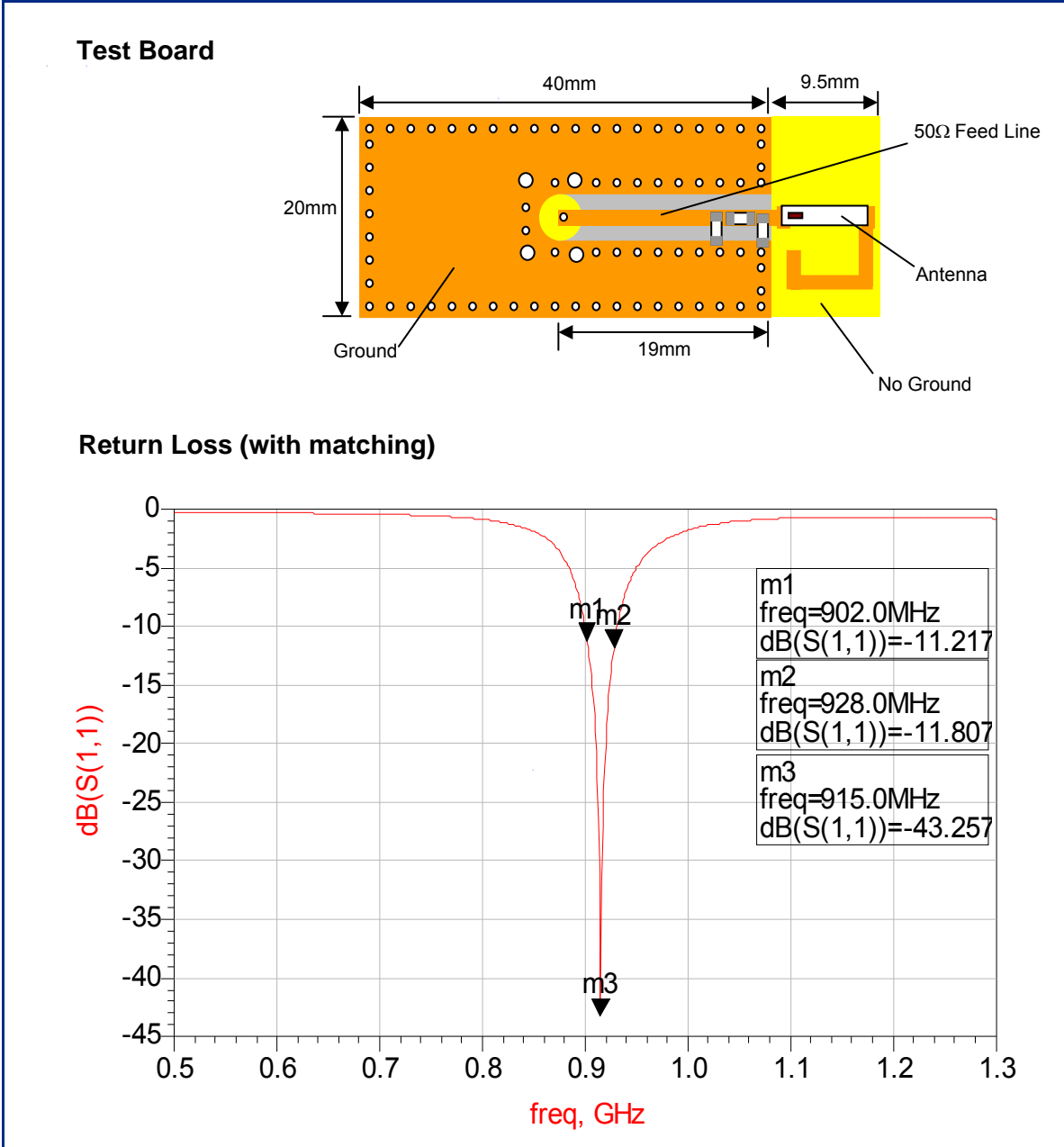
P/N 0915AT43A0026

Detail Specification: 07/26/2010

Page 2 of 3

Recommended Application ISM

Mounting Considerations



Johanson Technology, Inc. reserves the right to make design changes without notice.

All sales are subject to Johanson Technology, Inc. terms and conditions.



www.johansontechnology.com

4001 Calle Tecate • Camarillo, CA 93012 • TEL 805.389.1166 FAX 805.389.1821

2010 Johanson Technology, Inc. All Rights Reserved

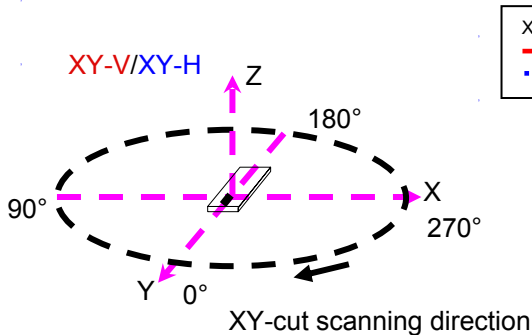
"High Frequency Ceramic Solutions"

915 MHz Antenna
 Detail Specification: 07/26/2010

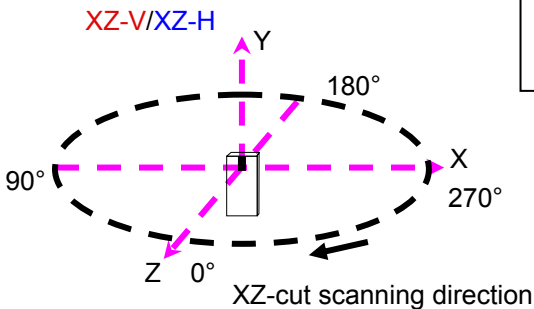
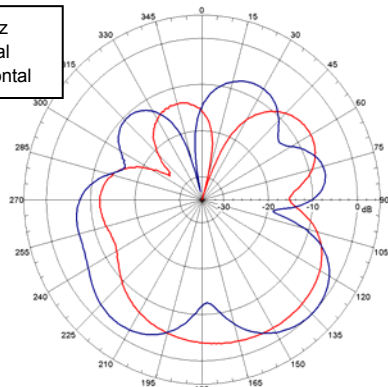
P/N 0915AT43A0026
 Page 3 of 3

Recommended Application ISM

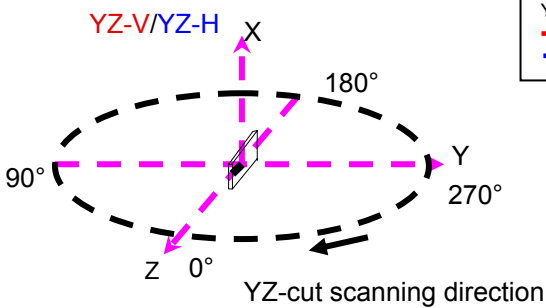
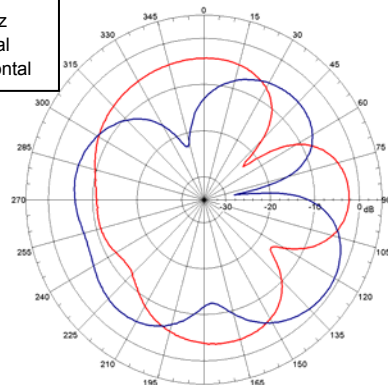
Typical Radiation Patterns



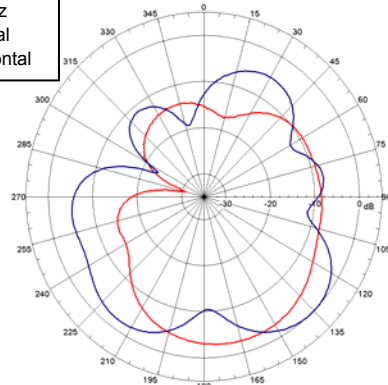
XY cut @915MHz
— Vertical
⋯ Horizontal



XZ cut @915MHz
— Vertical
⋯ Horizontal



YZ cut @915MHz
— Vertical
⋯ Horizontal



Johanson Technology, Inc. reserves the right to make design changes without notice.
 All sales are subject to Johanson Technology, Inc. terms and conditions.



www.johansontechnology.com
 4001 Calle Tecate • Camarillo, CA 93012 • TEL 805.389.1166 FAX 805.389.1821

2010 Johanson Technology, Inc. All Rights Reserved