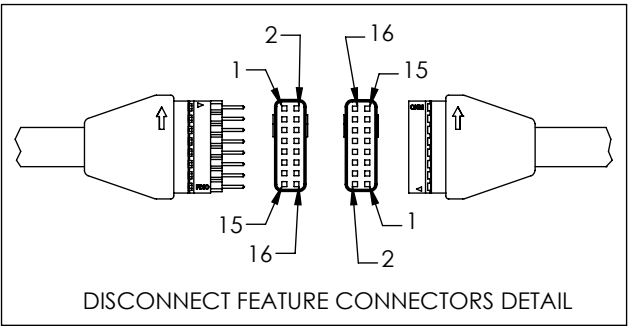
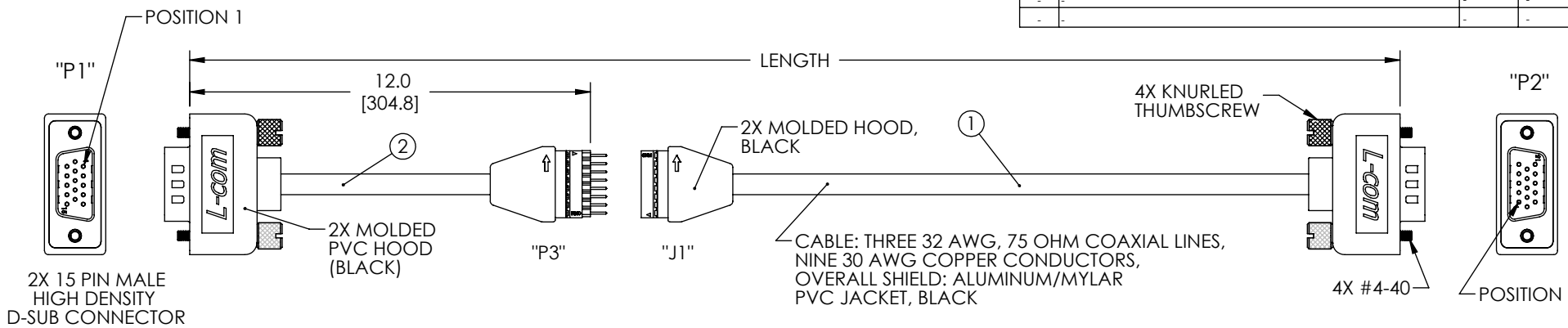


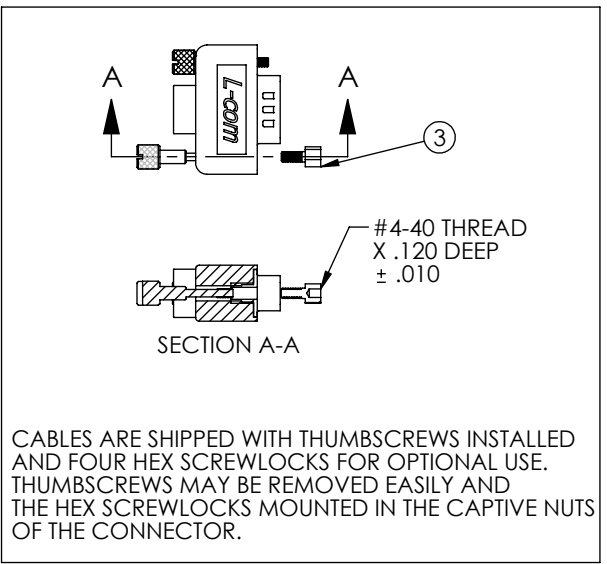
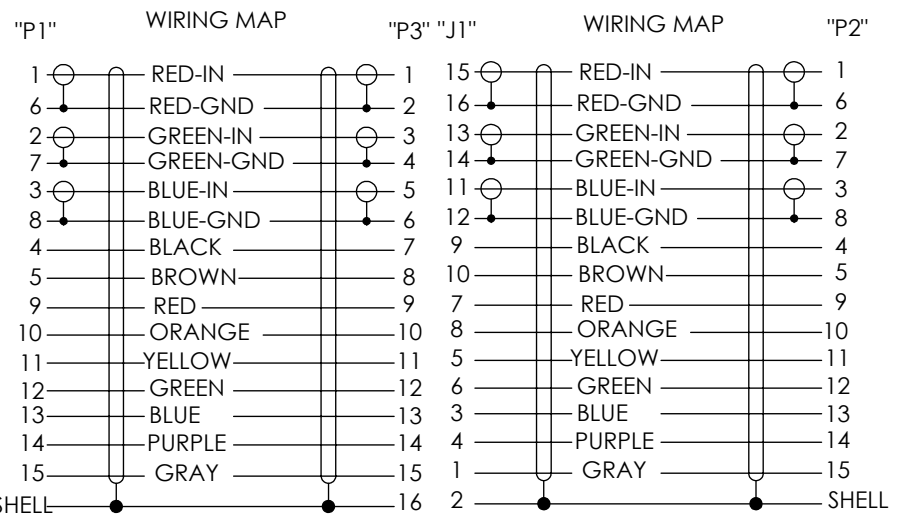
THE INFORMATION CONTAINED IN THIS DRAWING IS THE SOLE PROPERTY OF L-COM, INC. ANY REPRODUCTION IN PART OR WHOLE WITHOUT THE WRITTEN PERMISSION OF L-COM, INC. IS PROHIBITED.

**RoHS Compliant** ✓

REVISIONS			
REV	DESCRIPTION	DATE	APPROVED
T	ECN 4037: SHRINK TUBE DIM. 2.40 WAS 2.0	6/4/09	D.CASTRO
-	-	-	-
-	-	-	-
-	-	-	-



KIT DETAIL		
ITEM NO.	QTY.	DESCRIPTION
1	1	MAIN RUN CABLE
2	1	INTERFACE CABLE
3	4	HEX SCREWLOCK
4	1	SHRINK TUBING: Ø .75 X 2.40 LONG, NON-ADHESIVE 2:1 SHRINK RATIO, COLOR BLACK (NOT SHOWN)



PART NUMBER	LENGTH FEET [METERS]
CTLB3VGAMM-15T	15 [4.57]
CTLB3VGAMM-20T	20 [6.01]
CTLB3VGAMM-25T	25 [7.62]
CTLB3VGAMM-50T	50 [15.24]
CTLB3VGAMM-75T	75 [22.86]

**NOTES:**  
 SHRINK TUBING TO BE PLACED ON CABLE (BY CUSTOMER) PRIOR TO ASSEMBLY, AFTER ASSEMBLY, SLIDE TUBING OVER CONNECTION AND SHRINK.  
 ITEM 3 PACKAGED WITH CABLE ASSEMBLY (NOT INSTALLED ON CABLE).  
 CABLE ASSEMBLIES SHALL BE TESTED FOR CONTINUITY.  
 CABLE ASSEMBLIES SHALL BE INDIVIDUALLY PACKAGED IN A POLYBAG.

UNLESS OTHERWISE SPECIFIED, DIMENSIONS ARE IN INCHES [mm] OVERALL CABLE LENGTH TOLERANCE: ≤12 [305] = +1 [25] / -0 >12 [305] ≤60 [1524] = +2 [51] / -0 >60 [1524] ≤120 [3048] = +4 [102] / -0 >120 [3048] ≤300 [7620] = +6 [152] / -0 >300 [7620] = +3% / -0%	APPROVALS	DATE	<b>L-com</b> Global Connectivity 45 BEECHWOOD DRIVE NORTH ANDOVER, MA 01845
	DRAWN BY D. PARHAM	1/18/2002	
ALL OTHER DIMENSIONAL TOLERANCES: .X = ±.2 .XX = ±.15 .XXX = ±.005	CHECKED BY C. McCORMICK	1/18/2002	CATEGORY VIDEO
	APPROVED BY R. CARRICK	1/21/2002	PRODUCT DESCRIPTION CA SVGA HD15 M/M W/DISCONNECT
PROJECTION 	CONFIGURATION DETAILS OF UNDIMENSIONED FEATURES MAY VARY	COLOR VARIATIONS MAY OCCUR	SIZE <b>A</b>
			FSCM NO. <b>43321</b>
			DWG. NO. CTLB3VGAMM-T
			REV. <b>T</b>
			SCALE: NONE
			CAD FILE: CTLB3VGAMM-T.SLDRW
			SHEET 1 OF 1