

NOTES:

1. INFORMATION CONTAINED ON THIS DRAWING IS INTENDED TO PROVIDE AMPHENOL'S CUSTOMERS SPECIFICATIONS CRITICAL TO THE INSTALLATION AND USE OF THE ASSOCIATED PRODUCT. AMPHENOL RETAINS THE RIGHT TO REVISE THIS DOCUMENT WITHOUT NOTICE PROVIDING THAT THE CHANGE WILL NOT AFFECT FORM, FIT OR FUNCTION INTERCHANGEABILITY WITH PREVIOUSLY SUPPLIED PRODUCT. IN THE EVENT OF ANY CHANGE AFFECTING SAID INTERCHANGEABILITY CUSTOMERS WILL BE NOTIFIED PRIOR TO IMPLEMENTATION.

2. CONNECTORS, LOCKWASHER, AND NUT ARE BAGGED SEPARATELY (BULKPACKED 300).

3. MATERIALS & FINISHES:

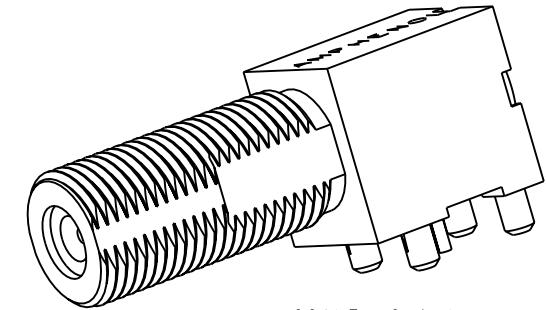
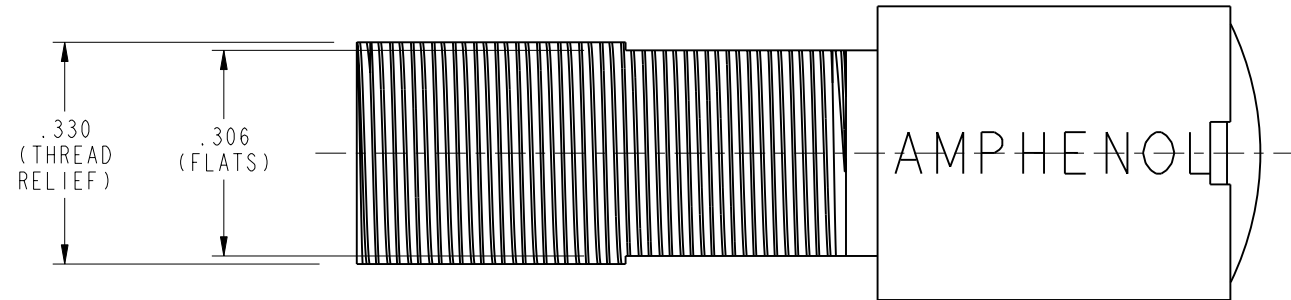
- BODY - ZINC, TIN PLATED.
- CONTACT - BERYLLIUM COPPER, TIN PLATED.
- HEX NUT - BRASS, NICKEL PLATED.
- LOCKWASHER - PHOSPHOR BRONZE, NICKEL PLATED.
- INSULATOR - TPX (METHYLPENTENE COPOLYMER)

4. ELECTRICAL:

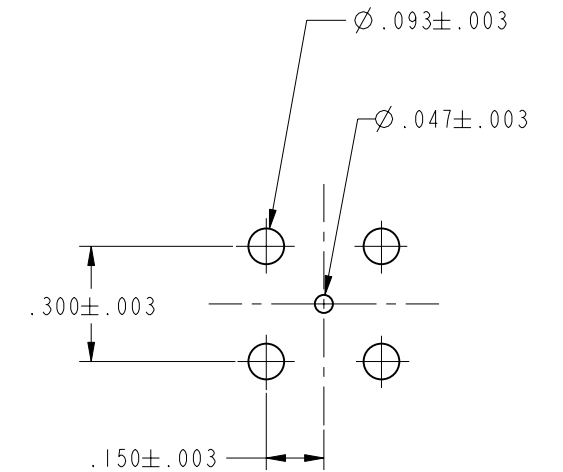
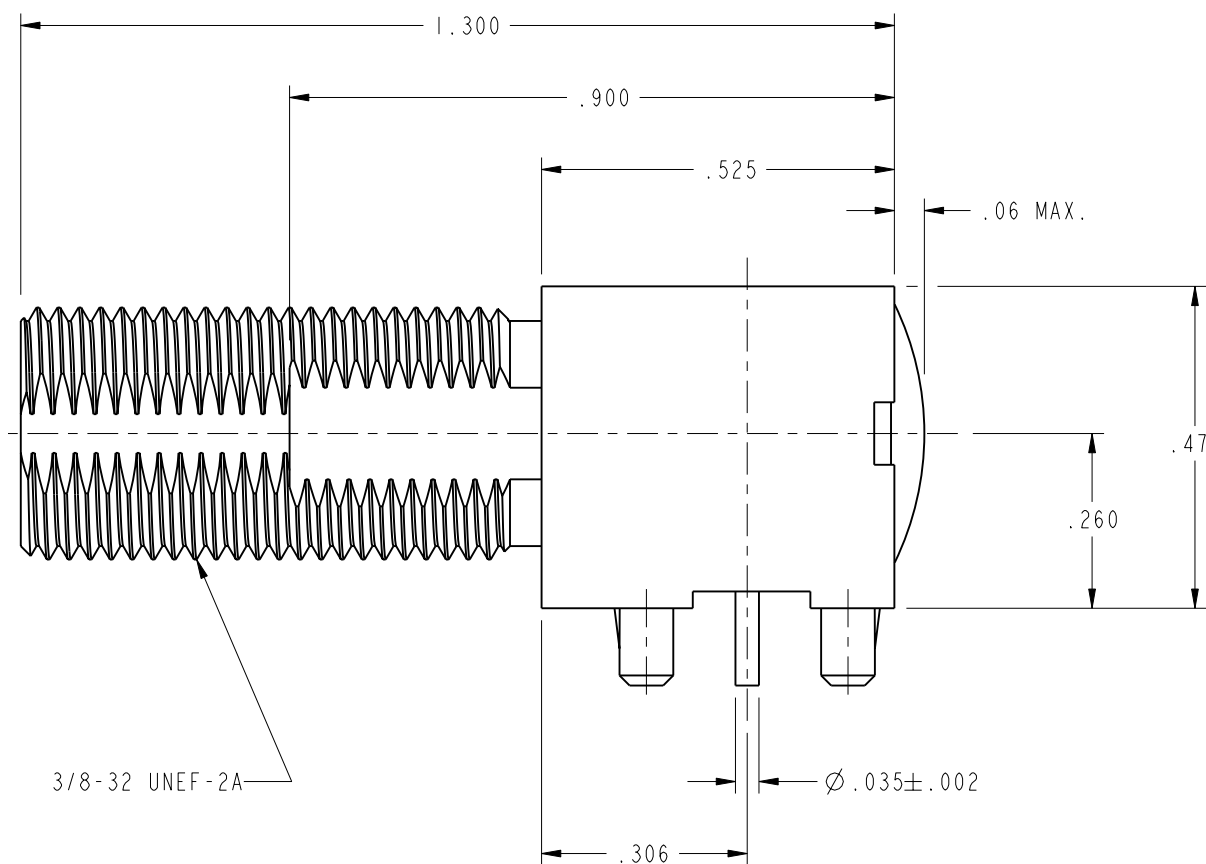
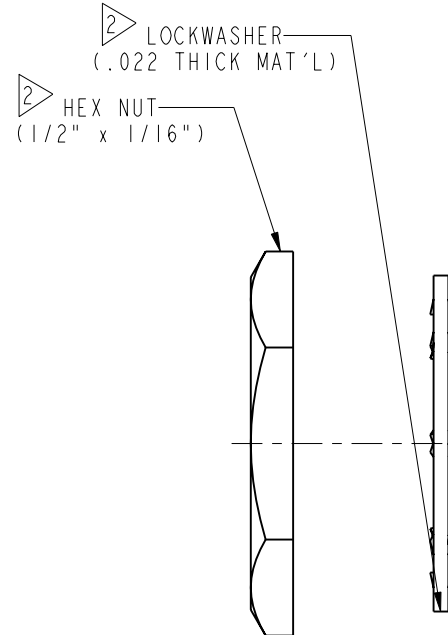
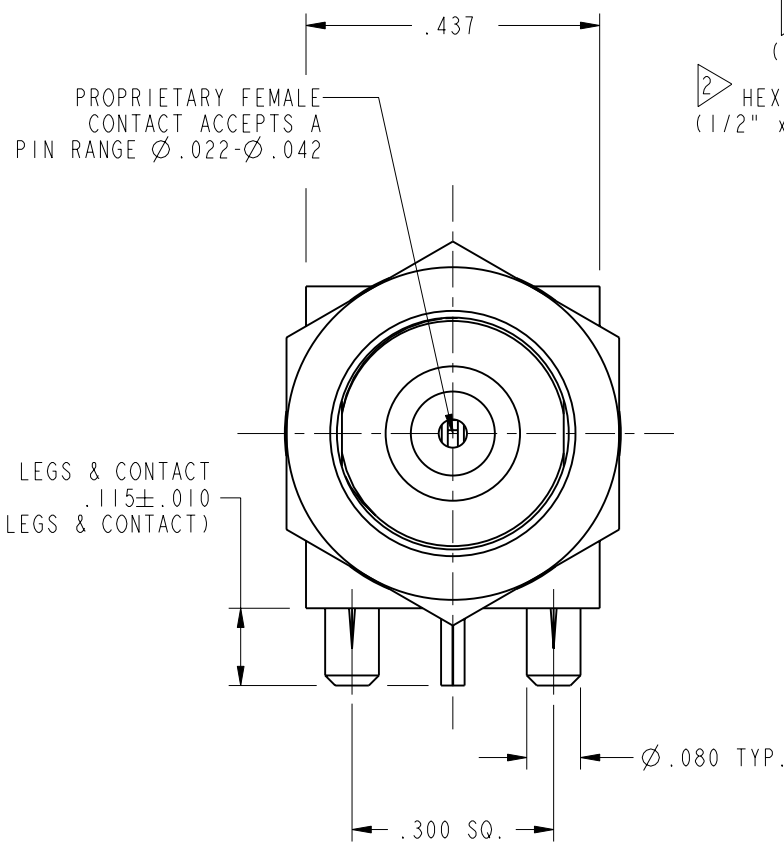
- A. FREQUENCY RANGE = DC TO 3.0 GHz
- B. RETURN LOSS = -30 dB MAX. (DC TO 1.0 GHz)
 -20 dB MAX. (1.0 TO 2.0 GHz)
 -10 dB MAX. (2.0 TO 3.0 GHz)

531-40047-3		REVISIONS			
DRAWING NO.	REV	DESCRIPTION	DATE	ECO	APPR
THIRD ANGLE PROJ.	A	RELEASE TO MFG.	19-May-99	42958	CPM
	B	A) CONTACT WAS: PHOSPHOR BRONZE B) INSULATOR WAS: POLYPROPYLENE	3/13/03	44395	BCG
	C	SEE SHEET 1	8/1/05	45645	CPM
	D	.437 WAS SQ	11/8/05	45794	CPM

CUSTOMER OUTLINE DRAWING
 ALL OTHER SHEETS ARE FOR INTERNAL USE ONLY



SCALE 2.0:1



RECOMMENDED PCB FOOTPRINT
 SCALE 2:1

UNLESS OTHERWISE SPECIFIED, DIMENSIONS ARE IN INCHES AND TOLERANCES ARE: 2 PLACE DECIMAL ±.015 (0,381 mm) 3 PLACE DECIMAL ±.005 (0,127 mm) ANGLES ± 1°	MATERIAL	DRAWN C. McGRATH	DATE 23-Apr-99	TITLE F (FEMALE), PCB, RT. ANGLE W/ HARDWARE	Amphenol RF Danbury, CT, USA Tainan, Taiwan Shenzhen, China www.amphenolrf.com
	REFERENCE	ENGINEER O. BARTHELMES	DATE 23-Apr-99		
NOTICE - These drawings, specifications, or other data (1) are, and remain the property of Amphenol Corp. (2) must be returned upon request; and (3) are confidential and not to be disclosed to any person other than those to whom they are given by Amphenol Corp. The furnishing of these drawings, specifications, or other data by Amphenol Corp., or to any other person to anyone for any purpose is not to be regarded by implication or otherwise in any manner licensing, granting rights or permitting such holder or any other person to manufacture, use or sell any product, process or design, patented or otherwise, that may in any way be related to or disclosed by said drawings, specifications, or other data.	GEN# 531-40047	APPROVED T. AUBIN	DATE 19-May-99	CODE ID 74868	DWG SIZE B
		CAD FILE I:\CATV\FTYPE\531-40047-3	DRAWING NO. 531-40047-3	REV D	SCALE: 3.5:1