

Miniature PCB Relay OJT

- UL TV-5 rating
- Small size
- 4000Vrms coil to contact dielectric strength
- Sensitive coil optional



Typical applications
Consumer electronics, appliances, industrial control



Approvals

VDE 40007630, TUV R 50139166, UL E82292, CQC08001025528
Technical data of approved types on request

Contact Data

Contact arrangement	1 form A, 1 NO	
Rated voltage	250VAC	
Max. switching voltage	250VAC	
Rated current	5A	
Contact material	AgSnO ₂	
Min. recommended contact load	100mA at 5VDC	
Frequency of operation	360 ops./h	
Operate/release time max.	15ms/4ms	
Electrical endurance		
DM	TV-5, 120VAC	25x10 ³ ops.
DM	5A, 250VAC res, +85°C	10x10 ³ ops.
LM	TV-5, 120VAC	25x10 ³ ops.
LM	5A, 250VAC res, +70°C	100x10 ³ ops.
Contact ratings	TV-5 120VAC	
	5A 250VAC	
Mechanical endurance, DC coil	5x10 ⁶ operations	

Coil Data

Coil voltage range	3 to 48VDC
Operative range, IEC 61810	2
Coil insulation system according UL	Class E, F

Coil versions, DC coil, OJT-LM sensitive type

Coil code	Rated voltage VDC	Operate voltage VDC	Release voltage VDC	Coil resistance Ω±10%	Rated coil power mW
003	3	2.25	0.15	36	250
005	5	3.75	0.25	100	250
006	6	4.5	0.3	144	250
009	9	6.75	0.45	324	250
012	12	9	0.6	576	250
024	24	18	1.2	2304	250
036	36	27	1.8	5184	250
048	48	36	2.4	9216	250

All figures are given for coil without pre-energization, at ambient temperature +23°C

Contact Data (continued)

Coil versions, DC coil, OJT-DM standard type

Coil code	Rated voltage VDC	Operate voltage VDC	Release voltage VDC	Coil resistance Ω±10%	Rated coil power mW
003	3	2.1	0.15	20	450
005	5	3.5	0.25	55.6	450
006	6	4.2	0.3	80	450
009	9	6.3	0.45	180	450
012	12	8.4	0.6	320	450
024	24	16.8	1.2	1280	450
036	36	25.2	1.8	2880	450
048	48	33.6	2.4	5120	450

All figures are given for coil without pre-energization, at ambient temperature +23°C

Insulation Data

Initial dielectric strength	
between open contacts	750V _{rms}
between contact and coil	4000V _{rms}
Clearance/creepage	
between contact and coil	>3.2/6.4mm

Other Data

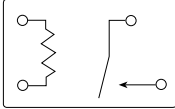
Material compliance: EU RoHS/ELV, China RoHS, REACH, Halogen content refer to the Product Compliance Support Center at www.te.com/customer-support/rohssupportcenter

Ambient temperature	-30°C to +85°C
Category of environmental protection IEC 61810	RTII - dust protected RTIII - wash tight
Shock resistance (functional)	10g
Shock resistance (destructive)	100g
Resistance to soldering heat THT IEC 60068-2-20	RTII: 270°C/10s RTIII: 260°C/5s
Packaging unit	tray/100, Carton box/1000

Miniature PCB Relay OJT (Continued)

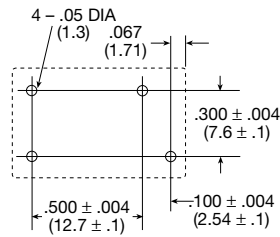
Terminal assignment

Bottom view on solder pins

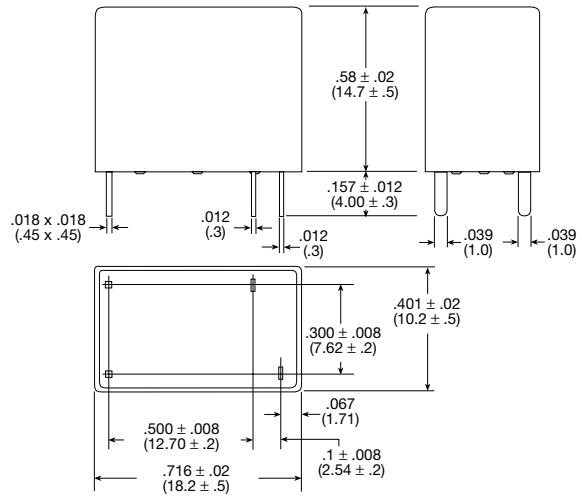


PCB layout

Bottom view on solder pins



Dimensions



Product code structure

Typical product code **OJT -SS -1 12 LM F -WG ,000**

Type	OJT Miniature PCB Relay OJT
Category of protection	SS flux proof SH wash tight
Number of poles	1 1 pole
Coil voltage	Coil code: please refer to coil versions table (e.g. 12 = 12VDC)
Contact rating and coil power	DM 450 mW coil power, 5A type, coil power 450mW LM 200mW coil power, 5A type, coil power 200mW
Insulation system designation	Blank Insulation Class E (standard) F Insulation Class F
Special type	Blank Standard WG For domestic appliances (IEC 60335-1, 4 Edition)
Suffix	,000 Standard

Product code	Enclosure	Coil voltage	Coil power	Insulation	Part Number
OJT-SH-112DM,000	Wash tight	12VDC	450mW	Class E	1461116-1
OJT-SH-124DM,000	Wash tight	24VDC	450mW	Class E	1-1461116-5
OJT-SS-103LM,000	Flux proof	3VDC	250mW	Class E	1461492-1
OJT-SS-105LM,000	Flux proof	5VDC	250mW	Class E	1461492-2
OJT-SS-109DM,000	Flux proof	9VDC	450mW	Class E	1461116-5
OJT-SS-112DM,000	Flux proof	12VDC	450mW	Class E	1-1461116-3
OJT-SS-112LM,000	Flux proof	12VDC	250mW	Class E	1461492-5
OJT-SS-124LM,000	Flux proof	24VDC	250mW	Class E	1461492-7