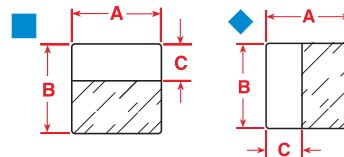


# TLS2200® / TLS PC Link™ Wire and Cable Marking



## Wire Marking Labels

**B-427 Self-laminating Vinyl**  
**B-642 Self-laminating Tedlar®**

Diagram	Order Reference	Labels Per Roll	Label Width A (mm)	Label Height B (mm)	Write-on Height C (mm)	Min. Wire Diameter	AWG	Max. Wire Diameter	AWG	Max. Char. Per Line For Font 2	Max. Lines of Text For Font 2
<b>10 to 000 AWG Based on Type of Wire – Maximum Wire Diam 10.00 mm</b>											
■	PTL-87-427	250	44.45	25.40	9.53	3.00	10	10.00	000	40	3
<b>10 to 0 AWG Based on Type of Wire – Maximum Wire Diam 8.00 mm</b>											
■	PTL-104-427	250	38.10	25.40	9.53	3.00	10	8.00	0	37	3
<b>10 to 4 AWG Based on Type of Wire – Maximum Wire Diam 5.00 mm</b>											
◆	BPTL-17-427	5 000	12.70	25.40	9.53	3.00	10	5.00	4	11	3
◆	PTL-17-427	500	12.70	25.40	9.53	3.00	10	5.00	4	11	3
◆	PTL-17-427-YL	500	12.70	25.40	9.53	3.00	10	5.00	4	11	3
◆	BPTL-18-427	2 500	19.05	25.40	9.53	3.00	10	5.00	4	18	3
◆	PTL-18-427	250	19.05	25.40	9.53	3.00	10	5.00	4	18	3
◆	PTL-18-427-YL	250	19.05	25.40	9.53	3.00	10	5.00	4	18	3
■	BPTL-19-427	2 500	25.40	25.40	9.53	3.00	10	5.00	4	24	3
■	PTL-19-427	250	25.40	25.40	9.53	3.00	10	5.00	4	24	3
■	PTL-19-427-YL*	250	25.40	25.40	9.53	3.00	10	5.00	4	24	3
■	PTL-19-642	250	25.40	25.40	9.53	3.00	10	5.00	4	24	3
■	PTL-96-427	250	25.40	19.05	9.53	3.00	10	5.00	4	24	3
■	PTL-102-427	250	12.70	31.75	9.53	3.00	10	5.00	4	11	3
■	PTL-102-427-YL	250	12.70	31.75	9.53	3.00	10	5.00	4	11	3
<b>10 to 10 AWG Based on Type of Wire – Maximum Wire Diam 3.00 mm</b>											
◆	PTL-10-427	750	6.35	19.05	9.53	3.00	10	3.00	10	5	3
◆	PTL-10-427-YL	750	6.35	19.05	9.53	3.00	10	3.00	10	5	3
◆	BPTL-11-427	5 000	12.70	19.05	9.53	3.00	10	3.00	10	11	3
◆	PTL-11-427	500	12.70	19.05	9.53	3.00	10	3.00	10	11	3
◆	PTL-11-427-YL	500	12.70	19.05	9.53	3.00	10	3.00	10	11	3
<b>7 to 0000 AWG Based on Type of Wire – Maximum Wire Diam 12.00 mm</b>											
◆	BPTL-107-427	1000	50.80	38.10	12.70	4.00	7	12.00	0000	46	5
◆	PTL-107-427	100	50.80	38.10	12.70	4.00	7	12.00	0000	46	5
<b>7 to 000 AWG Based on Type of Wire – Maximum Wire Diam 10.00 mm</b>											
■	PTL-88-427	250	44.45	38.10	12.70	4.00	7	10.00	000	40	5
<b>7 to 0 AWG Based on Type of Wire – Maximum Wire Diam 8.00 mm</b>											
◆	PTL-28-427	750	6.35	38.10	12.70	4.00	7	8.00	0	5	5
◆	PTL-28-427-YL*	750	6.35	38.10	12.70	4.00	7	8.00	0	5	5
◆	BPTL-29-427	5 000	12.70	38.10	12.70	4.00	7	8.00	0	11	5
◆	PTL-29-427	500	12.70	38.10	12.70	4.00	7	8.00	0	11	5
◆	PTL-29-427-YL*	500	12.70	38.10	12.70	4.00	7	8.00	0	11	5
◆	BPTL-30-427	2 500	19.05	38.10	12.70	4.00	7	8.00	0	18	5
◆	PTL-30-427	250	19.05	38.10	12.70	4.00	7	8.00	0	18	5
◆	PTL-30-427-YL*	250	19.05	38.10	12.70	4.00	7	8.00	0	18	5
◆	BPTL-31-427	2 500	25.40	38.10	12.70	4.00	7	8.00	0	24	5
◆	PTL-31-427	250	25.40	38.10	12.70	4.00	7	8.00	0	24	5
◆	PTL-31-427-YL*	250	25.40	38.10	12.70	4.00	7	8.00	0	24	5
◆	PTL-31-642	250	25.40	38.10	12.70	4.00	7	8.00	0	24	5
◆	BPTL-32-427	1 000	38.10	38.10	12.70	4.00	7	8.00	0	37	5
◆	PTL-32-427	250	38.10	38.10	12.70	4.00	7	8.00	0	37	5
◆	PTL-32-427-YL*	250	38.10	38.10	12.70	4.00	7	8.00	0	37	5
◆	PTL-106-427	15.24 m	38.10	38.10	12.70	4.00	7	8.00	0	N/A	5
<b>7 to 4 AWG Based on Type of Wire – Maximum Wire Diam 5.00 mm</b>											
■	PTL-103-427	250	25.40	31.75	12.70	4.00	7	5.00	4	24	5
<b>3 to 0000 AWG Based on Type of Wire – Maximum Wire Diam 14.00 mm</b>											
◆	BPTL-21-427	1 000	25.40	63.50	19.05	6.00	3	14.00	0000	24	8
◆	PTL-21-427	100	25.40	63.50	19.05	6.00	3	14.00	0000	24	8
◆	PTL-21-427-YL*	100	25.40	63.50	19.05	6.00	3	14.00	0000	24	8
◆	PTL-21-642	100	25.40	63.50	19.05	6.00	3	14.00	0000	24	8
<b>3 to 000 AWG Based on Type of Wire – Maximum Wire Diam 10.00 mm</b>											
■	PTL-74-427	100	12.70	55.88	19.05	6.00	3	10.00	000	5	18
<b>1 to 0000 AWG Based on Type of Wire – Maximum Wire Diam 24.00 mm</b>											
◆	BPTL-23-427	1 000	25.40	101.60	25.40	8.00	1	24.00	0000	24	10
◆	PTL-23-427	100	25.40	101.60	25.40	8.00	1	24.00	0000	24	10
◆	PTL-23-427-YL*	100	25.40	101.60	25.40	8.00	1	24.00	0000	24	10
◆	BPTL-33-427	500	38.10	101.60	25.40	8.00	1	24.00	0000	37	10
◆	PTL-33-427	100	38.10	101.60	25.40	8.00	1	24.00	0000	37	10
◆	PTL-33-427-YL*	100	38.10	101.60	25.40	8.00	1	24.00	0000	37	10

# TLS2200® / TLS PC Link™ Wire and Cable Marking

## Wire Marking Labels (continued)

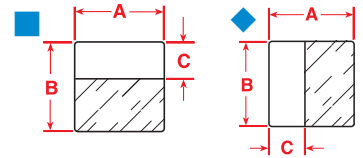
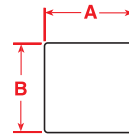


Diagram	Order Reference	Labels Per Roll	Label Width A (mm)	Label Height B (mm)	Write-on Height C (mm)	Min. Wire Diameter	AWG	Max. Wire Diameter	AWG	Max. Char. Per Line For Font 2	Max. Lines of Text For Font 2
<b>1 to 0000 AWG Based on Type of Wire – Maximum Wire Diam 17.00 mm</b>											
◆	PTL-66-427	100	49.23	80.00	25.40	8.00	1	17.00	0000	40	10
<b>1 to 0000 AWG Based on Type of Wire – Maximum Wire Diam 12.00 mm</b>											
◆	PTL-75-427	100	66.68	25.40	25.40	8.00	1	12.00	0000	10	24
<b>1 to 0000 AWG Based on Type of Wire – Maximum Wire Diam 36.00 mm</b>											
◆	BPTL-34-427	500	38.10	152.40	38.10	12.00	0000	36.00	0000	37	16
◆	PTL-34-427	50	38.10	152.40	38.10	12.00	0000	36.00	0000	37	16
◆	PTL-34-427-YL*	50	38.10	152.40	38.10	12.00	0000	36.00	0000	37	16
<b>1 to 0000 AWG Based on Type of Wire – Maximum Wire Diam 20.00 mm</b>											
◆	PTL-109-427	100	38.10	101.6	38.10	12.00	0000	20.00	0000	37	16
<b>1 to 0000 AWG Based on Type of Wire – Maximum Wire Diam 17.00 mm</b>											
◆	PTL-64-427	100	25.40	85.73	28.58	9.00	00	17.00	0000	24	12

**\* Also available in BL-blue, BR-brown, GN-Green, GY-grey, OR-Orange, PL-purple, RD-red**  
**To order a colour, add a dash "-" after the material number, then add the colour suffix.**

The min. and max. wire diameter is calculated so that the label will wrap round the wire without any overlap of the write-on area.

# TLS2200® / TLS PC Link™ Wire and Cable Marking



## Wire Marking Labels

**B-498 Repositionable Vinyl Cloth**  
**B-499 White / Yellow Nylon Cloth**

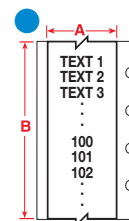
Order Reference	Labels Per Roll	Label Width A (mm)	Label Height B (mm)	Max. Wire Diameter with 1/4 overlap	AWG	Max. Char. Per Line For Font 2	Max. Lines of Text For Font 2
<b>9 AWG Based on Type of Wire – Max Wire Diam. 3.03 mm</b>							
PTL-7-498	500	12.70	12.70	3.03	9	11	5
PTL-7-499	500	12.70	12.70	3.03	9	11	5
<b>6 AWG Based on Type of Wire – Max Wire Diam. 4.55 mm</b>							
PTL-10-498	750	6.35	19.05	4.55	6	5	3
BPTL-11-498	5 000	12.70	19.05	4.55	6	11	8
PTL-11-498	500	12.70	19.05	4.55	6	11	8
BPTL-11-499	5 000	12.70	19.05	4.55	6	11	8
PTL-11-499	500	12.70	19.05	4.55	6	11	8
<b>3 AWG Based on Type of Wire – Max Wire Diam. 6.06 mm</b>							
PTL-16-498	500	9.53	25.40	6.06	3	8	10
PTL-16-499	500	9.53	25.40	6.06	3	8	10
PTL-17-498	500	25.40	12.70	6.06	3	11	3
BPTL-18-498	2 500	19.05	25.40	6.06	3	18	10
PTL-18-498	250	19.05	25.40	6.06	3	18	10
PTL-18-499	250	19.05	25.40	6.06	3	18	10
BPTL-19-498	2 500	25.40	25.40	6.06	3	24	10
PTL-19-498	250	25.40	25.40	6.06	3	24	10
PTL-19-499	250	25.40	25.40	6.06	3	24	10
<b>0 AWG Based on Type of Wire – Max Wire Diam. 9.10 mm</b>							
PTL-28-498	750	6.35	38.10	9.10	0	5	16
PTL-28-499	750	6.35	38.10	9.10	0	5	16
BPTL-29-498	5 000	38.10	12.70	9.10	0	11	16
PTL-29-498	500	38.10	12.70	9.10	0	11	16
PTL-29-499	500	38.10	12.70	9.10	0	11	16
PTL-30-498	250	19.05	38.10	9.10	0	18	16
PTL-30-499	250	19.05	38.10	9.10	0	18	16
PTL-31-498	250	25.40	38.10	9.10	0	24	16
PTL-31-499	250	25.40	38.10	9.10	0	24	16
<b>0000 AWG Based on Type of Wire – Max Wire Diam. 15.16 mm</b>							
PTL-21-498	100	25.40	63.50	15.16	0000	8	24
PTL-21-499	100	25.40	63.50	15.16	0000	8	24
<b>0000 AWG Based on Type of Wire – Max Wire Diam. 24.26 mm</b>							
PTL-23-498	100	25.40	101.60	24.26	0000	9	50
PTL-23-499	100	25.40	101.60	24.26	0000	9	50
PTL-33-498	100	38.10	101.60	24.26	0000	16	37
<b>0000 AWG Based on Type of Wire – Max Wire Diam. 36.38 mm</b>							
PTL-34-498	50	38.10	152.40	36.38	0000	22	37

It is recommended to use at least 1/4 of the length of the label for overlap purposes

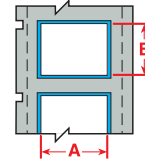
## Cable Marking Labels

**B-437 White or Yellow Tedlar® Film**

Order Reference	Roll length (m)	Label Dimensions		Maximum Characters Per line for Font			Maximum Lines of Text for Font		
		A (mm)	B (mm)	2	7	10	2	7	10
PTLCM-41-437-W	15	38.10	15.24	37	15	10	14	7	4
PTLCM-41-437-YL	15	38.10	15.24	37	15	10	14	7	7



# TLS2200® / TLS PC Link™ Wire and Cable Marking



## PermaSleeve™ Wire Marking Sleeves

### Heat-Shrinkable White/Yellow Polyolefin 3:1 Shrink Ratio(B-342)

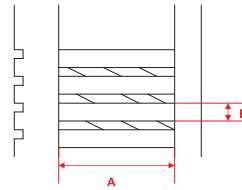
Order Reference	Sleeves Per Roll	Sleeve Dimensions		Range of Wire Dia. (mm)		Approx. Wire Gauge*	Maximum Characters Per Line For Font: 2	Maximum Lines Of Text For Font: 2
		A (mm)	B (mm)	Min	Max			
<b>25.78 mm Marker Width</b>								
<b>White 3:1 Shrink Ratio</b>								
PSPT-094-1-WT	100	25.78	4.62	0.58	2.03	28-18	22	1
BPSPT-094-1-WT	2 500	25.78	4.62	0.58	2.03	28-18	22	1
PSPT-125-1-WT	100	25.78	5.96	1.17	2.79	22-16	22	1
BPSPT-125-1-WT	1 000	25.78	5.96	1.17	2.79	22-16	22	1
PSPT-187-1-WT	100	25.78	8.50	1.57	3.81	18-12	22	2
BPSPT-187-1-WT	1 000	25.78	8.50	1.57	3.81	18-12	22	2
PSPT-250-1-WT	100	25.78	11.15	2.39	5.46	16-10	22	3
BPSPT-250-1-WT	1 000	25.78	11.15	2.39	5.46	16-10	22	3
PSPT-375-1-WT	100	25.78	16.38	3.18	8.13	12-6	22	5
BPSPT-375-1-WT	1 000	25.78	16.38	3.18	8.13	12-6	9	5
PSPT-500-1-WT	100	25.78	21.61	4.75	11.43	8-1	22	7
BPSPT-500-1-WT	100	25.78	21.61	4.75	11.43	8-1	22	7
PSPT-1000-1-WT	50	25.78	42.16	11.43	24.13	1-500	22	16
<b>Yellow 3:1 Shrink Ratio</b>								
PSPT-094-1-YL	100	25.78	4.62	0.58	2.03	28-18	22	1
PSPT-125-1-YL	100	25.78	5.96	1.17	2.79	22-16	22	1
BPSPT-125-1-YL	1 000	25.78	5.96	1.17	2.79	22-16	22	1
PSPT-187-1-YL	100	25.78	8.50	1.57	3.81	18-12	22	2
PSPT-250-1-YL	100	25.78	11.15	2.39	5.46	16-10	22	3
BPSPT-250-1-YL	1 000	25.78	11.15	2.39	5.46	16-10	41	3
PSPT-375-1-YL	100	25.78	16.38	3.18	8.13	12-6	22	5
BPSPT-375-1-YL	1 000	25.78	16.38	3.18	8.13	12-6	22	5
PSPT-500-1-YL	100	25.78	21.61	4.75	11.43	8-1	22	7
PSPT-1000-1-YL	50	25.78	42.16	11.43	24.13	1-500	22	16
<b>44.83 mm Marker Width</b>								
<b>White 3:1 Shrink Ratio</b>								
PSPT-094-175-WT	100	44.83	4.62	0.58	2.03	28-18	41	1
BPSPT-094-175-WT	2 500	44.83	4.62	0.58	2.03	28-18	41	1
PSPT-125-175-WT	100	44.83	5.96	1.17	2.79	22-16	41	1
BPSPT-125-175-WT	1 000	44.83	5.96	1.17	2.79	22-16	41	1
PSPT-187-175-WT	100	44.83	8.50	1.57	3.81	18-12	41	3
BPSPT-187-175-WT	1 000	44.83	8.50	1.57	3.81	18-12	41	3
PSPT-250-175-WT	100	44.83	11.15	2.39	5.46	16-10	41	3
BPSPT-250-175-WT	1 000	44.83	11.15	2.39	5.46	16-10	41	3
PSPT-375-175-WT	100	44.83	16.38	3.18	8.13	12-6	41	5
BPSPT-375-175-WT	1 000	44.83	16.38	3.18	8.13	12-6	41	5
PSPT-500-175-WT	100	44.83	21.61	4.75	11.43	8-1	41	7
BPSPT-500-175-WT	1 000	44.83	21.61	4.75	11.43	8-1	41	7
PSPT-1000-175-WT	50	44.83	42.16	11.43	24.13	1-500	41	16
BPSPT-1000-175-WT	500	44.83	42.16	11.43	24.13	1-500	41	16
<b>Yellow 3:1 Shrink Ratio</b>								
PSPT-094-175-YL	100	44.83	4.62	0.58	2.03	28-18	41	1
PSPT-125-175-YL	100	44.83	5.96	1.17	2.79	22-16	41	1
BPSPT-125-175-YL	1 000	44.83	5.96	1.17	2.79	22-16	22	1
PSPT-187-175-YL	100	44.83	8.50	1.57	3.81	18-12	41	3
BPSPT-187-175-YL	1 000	44.83	8.50	1.57	3.81	18-12	22	2
PSPT-250-175-YL	100	44.83	11.15	2.39	5.46	16-10	41	3
BPSPT-250-175-YL	1 000	44.83	11.15	2.39	5.46	16-10	22	3
PSPT-375-175-YL	100	44.83	16.38	3.18	8.13	12-6	41	5
PSPT-500-175-YL	100	44.83	21.61	4.75	11.43	8-1	41	7
PSPT-1000-175-YL	50	44.83	42.16	11.43	24.13	1-500	41	16

\* Based on National Electric Code insulation measurement of THHN Wire.

**Note:** Sleeves are sorted in order by width, height, 3 digit material number (within part number).

## DuraSleeve® Wire Marker Sleeves

The DURASLEEVE™ markers solution consist of two components: a transparent tube (carrier) with a label pocket and an insert to slide into this pocket. Your legend is at all times protected by the tube and can easily be replaced. Print the inserts on a Brady system to ensure clean crisp readable legends every time.



### Rigid Durasleeve Inserts

#### • B-7696 Rigid Vinyl Tag

Order Reference	Labels Per Roll	Colour	Label Width A (mm)	Label Height B (mm)	Carrier	Max. Char. Per Line for Font 2	Max. Lines of Text for Font 2
BPTLRDS-16x4.4-7696	2 500	White	16.00	4.40	AC*-L16	14	1
BPTLRDS-16x4.4-7696-YL	2 500	Yellow	16.00	4.40	AC*-L16	14	1
PTLRDS-16x4.4-7696	250	White	16.00	4.40	AC*-L16	14	1
PTLRDS-16x4.4-7696-YL	250	Yellow	16.00	4.40	AC*-L16	14	1
BPTLRDS-30x4.4-7696	2 500	White	30.00	4.40	AC*-L30	28	1
BPTLRDS-30x4.4-7696-YL	2 500	Yellow	30.00	4.40	AC*-L30	28	1
PTLRDS-30x4.4-7696	250	White	30.00	4.40	AC*-L30	28	1
PTLRDS-30x4.4-7696-YL	250	Yellow	30.00	4.40	AC*-L30	28	1

### Ademark Carriers

These carriers are to be used in conjunction with Rigid DuraSleeve inserts

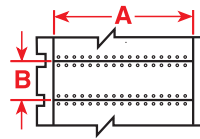


Order Reference	Wire O.D. (mm)	Carrier Length (mm)	Carriers Per Box
AC-0-L16	1.30/2.00	16	2 000
AC-0-L30	1.30/2.00	30	1 000
AC-0-L50M	1.30/2.00	50 m	1
AC-1-L16	1.80/2.50	16	2 000
AC-1-L30	1.80/2.50	30	1 500
AC-1-L50M	1.80/2.50	50 m	1
AC-2-L16	2.50/4.00	16	2 000
AC-2-L30	2.50/4.00	30	1 000
AC-2-L50M	2.50/4.00	50 m	1
AC-3-L16	4.00/6.50	16	1 000

Order Reference	Wire O.D. (mm)	Carrier Length (mm)	Carriers Per Box
AC-3-L30	4.00/6.50	30	1 000
AC-3-L50M	4.00/6.50	50 m	1
AC-4-L16	6.00/10.00	16	1 000
AC-4-L30	6.00/10.00	30	500
AC-4-L50M	6.00/10.00	50 m	1
AC-5-L16	9.00/15.00	16	750
AC-5-L30	9.00/15.00	30	500
AC-5-L25M	9.00/15.00	25 m	1
AC-6-L16	15.00/24.00	16	500
AC-6-L30	15.00/24.00	30	200
AC-6-L25M	15.00/24.00	25 m	1

For further information on Ademark carriers, please see pages 141 – 142

# TLS2200® / TLS PC Link™ Wire and Cable Marking



## BradySleeve™ Wire Marking Sleeves

Heat-Shrinkable White Polyolefin 2:1 Shrink Ratio (B-321)

Order Reference	Sleeves Per Roll	Sleeve Dimensions		Range of Wire Dia.		Approx. Wire Gauge*	Maximum Characters Per Line For Font: 2	Maximum Lines Of Text For Font: 2
		A (mm)	B (mm)	(mm) Min	(mm) Max			
<b>11.43 mm Sleeve Width</b>								
PTS-0.45-350-321	500	11.43	8.89	1.91	4.06	10-16	9	2
PTS-0.45-500-321	500	11.43	12.70	4.06	5.97	8-10	9	4
<b>24.13 mm Sleeve Width</b>								
PTS-0.95-350-321	500	24.13	8.89	1.91	4.06	10-16	21	2
PTS-0.95-500-321	500	24.13	12.70	4.06	5.97	8-10	21	4
PTS-0.95-750-321	250	24.13	19.05	8.51	9.91	2-4	21	7
PTS-0.95-1000-321	250	24.13	25.40	9.53	13.72	00-1	21	10
<b>48.26 mm Sleeve Width</b>								
PTS-1.90-350-321	500	48.26	8.89	1.91	4.06	10-16	44	2
PTS-1.90-500-321	500	48.26	12.70	4.06	5.97	8-10	44	4
PTS-1.90-750-321	250	48.26	19.05	8.51	9.91	2-4	44	7
PTS-1.90-1000-321	250	48.26	25.40	9.53	13.72	00-1	44	10

\* Based on National Electric Code insulation measurement of THHN Wire.

**Note:** Labels are sorted in order by width, height, 3 digit material number.

## Rapido™

### B-7599 Yellow Coated Polyethylene Tag

Wiremarking has never been so easy with the Brady Rapido™ Wiremarking Sleeves. Simply print, apply to the wire and peel the marker of the roll. It's physical properties make this marker suitable for any durable pre-terminated wire applications for electrical devices and fibre installations.

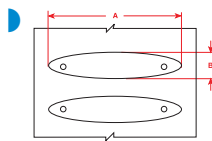


Diagram	Order Reference	Pieces Per Roll	Wire dia. (mm²)	Dimensions Width (mm)	Height (mm)
▶	BPTL-01-7599-YL	2 500	0.25-0.75	22.90	5.2
▶	BPTL-02-7599-YL	2 500	0.75-1.5	23.00	5.2
▶	BPTL-03-7599-YL	2 500	1.5-2.5	25.00	5.7
▶	BPTL-04-7599-YL	2 500	2.5-3.5	26.00	7.00
▶	BPTL-05-7599-YL	2 500	3.5-4.5	41.00	11.00

# TLS2200® / TLS PC Link Wire and Cable Marking

## Brady Tags® Printable Tags

**B-109 Polyethylene Tag**  
**B-145 Tear-resistant Tag**

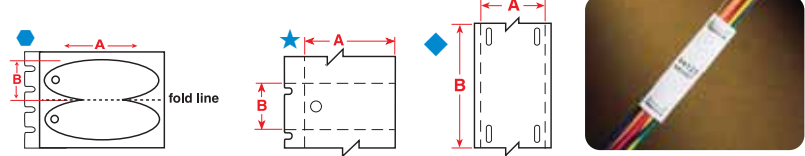


Diagram	Order Reference	Tags Per Roll	Tag Dimensions		Colour	Maximum Characters	Maximum Lines Of	Applications/ Description
			A (mm)	B (mm)		Per Line For Font: 2	Text For Font: 2	
◆	PTL-12-109	100	19.05	76.20	White	45	6	Product ID for harsh environments/tear resistant
◆	PTL-12-109-YL	100	19.05	76.20	Yellow	45	6	Product ID for harsh environments
◆	BPTL-12-109	1 000	19.05	76.20	White	45	6	Product ID for harsh environments/tear resistant
★	PTL-36-109	250	44.45	28.57	White	40	15	Product ID for harsh environments/tear resistant
◆	PTL-60-109	100	12.00	50.00	White	11	2	Product ID for harsh environments/tear resistant
◆	BPTL-60-109	1 000	12.00	50.00	White	11	2	Product ID for harsh environments/tear resistant
●	PTL-111-145-GY	100	30.63	19.25	Grey	3	24	Wire & Cable Marking, Panel Identification, Voice/Data identification
●	PTL-110-145-GY	100	44.45	25.40	Grey	3	40	Wire & Cable Marking, Panel Identification, Voice/Data identification
●	BPTL-110-145-GY	1 000	44.45	25.40	Grey	3	40	Wire & Cable Marking, Panel Identification, Voice/Data identification

## Coloured Nylon Ties - Allow for Colour Coded Applications

<b>BL</b>	Blue, for horizontal cable terminations
<b>BR</b>	Brown, for campus backbone cable terminations
<b>GR</b>	Green, network connections
<b>GY</b>	Grey, for backbone cable between intermediate cross-connect and telecommunications cabinet
<b>OR</b>	Orange, central office termination
<b>PL</b>	Purple, major switching and data equipment terminations
<b>RD</b>	Red, for all key telephone equipment terminations
<b>YL</b>	Yellow, for auxiliary, maintenance, alarms, security, etc.



Order Reference	Colour	Order Reference	Colour
229955	White	229959	Yellow
229956	Blue	229960	Green
229957	Red	229961	Violet
229958	Orange	229962	Black

Size	200.00 mm x 4.00 mm
Material	Nylon
Packing	100 pieces

## Heatex™ Cable Markers

**B-7643 Thermoplastic Polyether-Polyurethane (PUR)**

The Heatex cable markers are made of a Thermoplastic Polyether-Polyurethane (PUR), zero halogen material, suitable for both thermal and dot matrix printing. The markers are supplied on a thermal transfer printer liner which allows you to print mounting instructions on the liner! The markers can be removed one by one off the liner, allowing you to print large batches and use each marker at the time when you need it.

Order Reference	Description	Label Width A (mm)	Label Height B (mm)	Labels Per Roll	Max. Char. Per Line for Font 2	Max. Lines of Text for Font 2
BPTLHCM-60X10-7643-YL	HEATEX Cable Marker, Yellow	60.00	10.00	250	40	4
BPTLHCM-75X10-7643-YL	HEATEX Cable Marker, Yellow	75.00	10.00	250	51	4
BPTLHCM-75X25-7643-YL	HEATEX Cable Marker, Yellow	75.00	25.00	250	51	10
BPTLHCM-60X10-7643-WT	HEATEX Cable Marker, White	60.00	10.00	250	40	4
BPTLHCM-75X10-7643-WT	HEATEX Cable Marker, White	75.00	10.00	250	51	4
BPTLHCM-75X25-7643-WT	HEATEX Cable Marker, White	75.00	25.00	250	51	10



# TLS2200® / TLS PC Link™ Wire and Cable Marking

## Cable Markers

When you are looking for cable markers with extreme durability, the Laminat range of carriers and tags is the solution. The Laminat consist of two parts: Laminat™ Carriers (B-7644), Laminat™ Tags (B-7645)

### B-7644 Laminat™ Carriers

Laminat™ carriers come with a strip to laminate text labels. The carrier is to be fixed with two cable ties directly on the cables and wires. This dependable marking system enables you to permanently mark cables and wires.

The Laminat™ Carriers can be used for any type of cable identification where permanency of the legend is crucial. Follow these steps to mount the label onto the Laminat™ carrier:



1) Pull the protective foil backwards



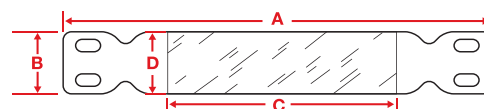
2) Place the label in the middle leaving space for sealing on all four sides of the label.



3) Seal the carrier by placing a finger on the foil and pushing forward, thus rolling over the foil and rolling off the silicon liner.



4) Always feed the cable ties from the top, thus bending down the Laminat™ carrier along the cable.


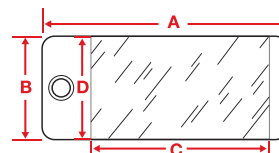


Order Reference	Markers Per Box	Material	Colour	Dimensions		Seal-Up Area		Labels /Tapes Recommended
				Width A (mm)	Height B (mm)	C (mm)	D (mm)	
LC-65x13-B7644	100	Polypropylene	Yellow	65.00	13.00	45.00	13.00	PTLTL-5-430/6 mm tape
LC-71x9-B7644	100	Polypropylene	Yellow	71.00	9.00	45.00	9.00	PTLTL-5-430/6 mm tape
LC-103x15-B7644	100	Polypropylene	Yellow	103.00	15.00	55.00	15.00	PTLTL-6-430/6 mm tape
LC-128x15-B7644	100	Polypropylene	Yellow	128.00	15.00	80.00	15.00	PTLTL-1-430/9 mm tape
LC-178x15-B7644	50	Polypropylene	Yellow	178.00	15.00	130.00	15.00	PTLTL-2-430/9 mm tape

Cable Ties are not included (see page 31)

### B-7645 Laminat™ Tags

The Laminat™ Tags (Manilla tags) are ideal for identification of material in tough environments including valves, instruments, motors and other industrial components. The tags are available in two versions: with and without stainless steel reinforcement rings.



Order Reference	Markers Per Box	Material	Colour	Dimensions		Seal-Up Area		Labels /Tapes Recommended
				Width A (mm)	Height B (mm)	C (mm)	D (mm)	
LT-59x25-B7645	50		Yellow	59.00	25.00	43.00	25.00	PTLTL-4-430/9,12,19 mm tape
LT-59x25-B7645-WR	50	Reinforced	Yellow	59.00	25.00	43.00	25.00	PTLTL-4-430/9,12,19 mm tape
LT-150x25-B7645	50		Yellow	150.00	25.00	135.00	25.00	PTLTL-3-430/9,12,19 mm tape
LT-150x25-B7645-WR	50	Reinforced	Yellow	150.00	25.00	135.00	25.00	PTLTL-3-430/9,12,19 mm tape

## Labels for Laminat™ Carriers and Tags

### Labels Specifically Designed to fit the Laminat™ Carriers and Tags B-430 Clear Polyester

Order Reference	Labels per roll	Material	Colour	Dimension Width (mm)	Height (mm)	Max. Characters per line for font			Max. Lines of text for font		
						2	7	10	2	7	10
PTLTL-1-430	100	Polyester	Clear	11.00	74.00	51	30	20	4	2	1
PTLTL-2-430	50	Polyester	Clear	11.00	124.00	51	51	34	4	2	1
PTLTL-3-430	50	Polyester	Clear	21.00	129.00	51	51	36	8	4	2
PTLTL-4-430	300	Polyester	Clear	37.00	21.00	36	15	10	8	4	2
PTLTL-5-430	300	Polyester	Clear	39.00	5.00	38	NA	NA	1	NA	NA
PTLTL-6-430	150	Polyester	Clear	11.00	49.00	47	20	13	4	2	1



# TLS2200® / TLS PC Link™ Wire & Cable and Electrical Component Marking

## Electrical Component Markers

**B-412 Polypropylene, B-499 White/Yellow Nylon Cloth**

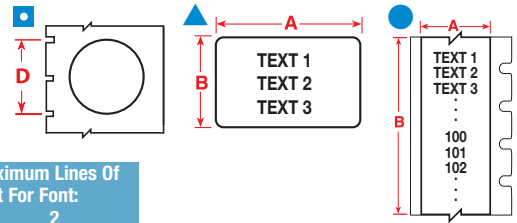


Diagram	Order Reference	Labels Per Roll	Label Dimensions		Maximum Characters Per Line For Font: 2	Maximum Lines Of Text For Font: 2
			Width A (mm)	Height B (mm)		
▲	PTL-41-499-YL	750	16	5	15	1
▲	PTL-47-499-YL	750	20.00	8.00	18	2
●	PTL-57-412	Cont.	12.70	15.24 m	50	5
▲	PTL-67-499-YL	750	15.00	9.00	13	2
▲	BPTL-67-499-YL	7 500	15.00	9.00	13	2
■	PTL-82-499	500	9.53 diameter		8	1
■	PTL-82-499YL	500	9.53 diameter		8	1
■	PTL-83-499	500	12.70 diameter		11	1
■	PTL-83-499YL	500	12.70 diameter		11	1

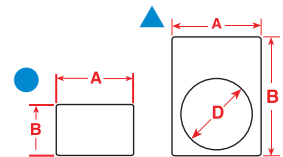
## EPREP Labels Available to Print with TLS2200®/TLS PC LINK™

**B-7593 Polyester Tag laminated onto foam carrier**

BRADY EPREP (Engraved Plate REplacement) labels are innovative labels specifically designed to replace engraved and plotted plates for identification of electrical components, electrical cabinets, push buttons, patch panels etc.



Diagram	Order Reference	Markers Per Roll	Colour	Dimensions		
				Width A (mm)	Height B (mm)	Diameter (mm)
●	PTLEP-01-7593-WT	250	White	27	8	
●	PTLEP-01-7593-SV	250	Silver	27	8	
●	PTLEP-01-7593-BK	250	Black	27	8	
●	PTLEP-01-7593-RD	250	Red	27	8	
●	PTLEP-01-7593-GR	250	Green	27	8	
●	PTLEP-01-7593-YL	250	Yellow	27	8	
●	PTLEP-02-7593-WT	250	White	27	12.5	
●	PTLEP-02-7593-SV	250	Silver	27	12.5	
●	PTLEP-02-7593-BK	250	Black	27	12.5	
●	PTLEP-02-7593-RD	250	Red	27	12.5	
●	PTLEP-02-7593-GR	250	Green	27	12.5	
●	PTLEP-02-7593-YL	250	Yellow	27	12.5	
●	PTLEP-03-7593-WT	150	White	27	15	
●	PTLEP-03-7593-SV	150	Silver	27	15	
●	PTLEP-03-7593-BK	150	Black	27	15	
●	PTLEP-03-7593-RD	150	Red	27	15	
●	PTLEP-03-7593-GR	150	Green	27	15	
●	PTLEP-03-7593-YL	150	Yellow	27	15	
●	PTLEP-04-7593-WT	150	White	27	18	
●	PTLEP-04-7593-SV	150	Silver	27	18	
●	PTLEP-04-7593-BK	150	Black	27	18	
●	PTLEP-04-7593-RD	150	Red	27	18	
●	PTLEP-04-7593-GR	150	Green	27	18	
●	PTLEP-04-7593-YL	150	Yellow	27	18	
▲	PTLEP-05-7593-BK	500	Black	30	40	24
▲	PTLEP-05-7593-GR	500	Green	30	40	24
▲	PTLEP-05-7593-RD	500	Red	30	40	24
▲	PTLEP-05-7593-SV	500	Silver	30	40	24
▲	PTLEP-05-7593-WT	500	White	30	40	24
▲	PTLEP-05-7593-YL	500	Yellow	30	40	24
●	PTLEP-06-7593-BK	500	Black	45	15	
●	PTLEP-06-7593-RD	500	Red	45	15	
●	BPTLEP-06-7593-SV	500	Silver	45	15	
●	BPTLEP-06-7593-WT	500	White	45	15	
●	PTLEP-06-7593-YL	500	Yellow	45	15	
●	PTLEP-07-7593-WT	100	White	35	18	
●	PTLEP-07-7593-SV	100	Silver	35	18	
●	PTLEP-07-7593-BK	100	Black	35	18	
●	PTLEP-07-7593-YL	100	Yellow	35	18	
●	PTLEP-08-7593-WT	100	White	48	19	
●	PTLEP-08-7593-SV	100	Silver	48	19	
●	PTLEP-08-7593-BK	100	Black	48	19	
●	PTLEP-08-7593-YL	100	Yellow	48	19	
●	PTLEP-09-7593-WT	100	White	25	75	
●	PTLEP-09-7593-YL	100	Yellow	25	75	
●	PTLEP-10-7593-WT	100	White	25	100	
●	PTLEP-10-7593-YL	100	Yellow	25	100	

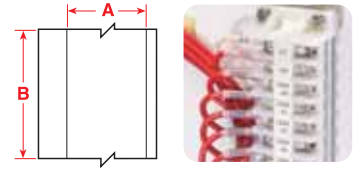


For printing these parts on a TLS2200® & TLS PC LINK™ you will need ribbon R-6010 (Black), R-4410W (White), R-4410B (Blue) or R-4410R (Red)

For further information on Custom EPREP Labels, please visit our website [www.bradyeurope.com](http://www.bradyeurope.com)

## Terminal Block Markers

**B-498 Repositional Vinyl Cloth, B-422 Glossy White Polyester, B-7551 Matt Transparent Polyester**



Order Reference	Material	Colour	Label Dimensions		Maximum Characters Per Line For Font:		Maximum Lines Of Text For Font:	
			Width A (mm)	Length B	2	2	2	2
PTLTB-498-240	Vinyl	White	6.09	9.10 m	5			N/A
BPTLTB-498-240	Vinyl	White	6.09	91.44 m	5			N/A
PTLTB-498-318	Vinyl	White	8.07	9.10 m	7			N/A
BPTLTB-498-318	Vinyl	White	8.07	91.44 m	7			N/A
PTLTB-498-375	Vinyl	White	9.52	9.10 m	8			N/A
BPTLTB-498-375	Vinyl	White	9.52	91.44 m	8			N/A
PTLTB-5-7551	Polyester	Transparent	4.50	15.00 m	4			N/A
PTLTB-8-422	Polyester	White	8.00	15.00 m	7			N/A
PTLTB-8-7551	Polyester	Transparent	8.00	15.00 m	7			N/A

## Voice and Data Cabling

**Self-Laminating Vinyl (B-427), Low Smoke Self-Laminating Tedlar® (B-642)**

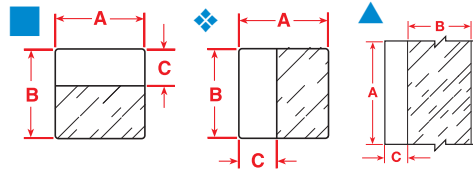


Diagram	Order Reference	Labels Per Roll	Label Dimension			Application	Maximum Characters Per Line For Font:		Maximum Lines of Text For Font:	
			A (mm)	B (mm)	C (mm)		2	2	2	2
■	PTL-19-427*	250	25.40	25.40	9.53	2 pair Fibre, Single/Multi-Mode	24			3
■	BPTL-19-427	2 500	25.40	25.40	9.53	2 pair Fibre, Single/Multi-Mode	24			3
■	PTL-19-642	250	25.40	25.40	9.53	2 pair Fibre, Plenum Grade	24			3
■	PTL-21-427*	100	25.40	63.50	19.05	25 pair Copper, 4-12 pair Fibre	24			8
■	BPTL-21-427	1 000	25.40	63.50	19.05	25 pair Copper, 4-12 pair Fibre	24			8
■	PTL-21-642	100	25.40	63.50	19.05	25 pair Copper, Plenum Grade	24			8
■	PTL-23-427*	100	25.40	101.60	25.40	50 pair Copper, 24 pair Fibre	24			10
■	BPTL-23-427	1 000	25.40	101.60	25.40	50 pair Copper, 24 pair Fibre	24			10
◆	PTL-29-427*	500	38.10	12.70	12.70	CAT-5, 4 pair UTP Copper	11			5
◆	BPTL-29-427	5 000	38.10	12.70	12.70	CAT-5, 4 pair UTP Copper	11			5
◆	PTL-30-427*	250	38.10	19.05	12.70	CAT-5, 4 pair UTP Copper	18			5
◆	BPTL-30-427	2 500	38.10	19.05	12.70	CAT-5, 4 pair UTP Copper	18			5
◆	PTL-31-427*	250	38.10	25.40	12.70	CAT-5, 4 pair UTP Copper	24			5
◆	BPTL-31-427	2 500	38.10	25.40	12.70	CAT-5, 4 pair UTP Copper	24			5
◆	PTL-31-642	250	38.10	25.40	12.70	CAT-5, Plenum Grade	24			5
◆	PTL-32-427*	250	38.10	38.10	12.70	CAT-5, 4 pair UTP Copper	37			5
■	PTL-33-427*	100	38.10	101.60	25.40	50 pair Copper, 24 pair Fibre	37			10
■	BPTL-33-427	1 000	38.10	101.60	25.40	50 pair Copper, 24 pair Fibre	37			10
■	PTL-34-427*	50	38.10	152.40	38.10	100 pair Copper, 36 pair Fibre	37			16
■	BPTL-34-427	500	38.10	152.40	38.10	100 pair Copper, 36 pair Fibre	37			16
■	PTL-64-427	100	25.40	85.73	28.58	CAT -5, 4 pair UTP Copper	24			12
■	PTL-66-427	100	49.23	80.00	25.40	50 pair Copper, 24 pair Fibre	40			10
■	PTL-87-427	250	44.45	25.40	9.53	2 pair Fibre, Single/Multi-Mode	21			3
■	PTL-88-427	250	44.45	38.10	12.70	CAT -5, 4 pair UTP Copper	40			5
■	PTL-102-427	250	12.70	31.75	9.53	CAT -5, 4 pair UTP Copper	11			3
■	PTL-103-427	250	25.40	31.75	12.70	CAT -5, 4 pair UTP Copper	24			5
■	PTL-104-427	250	38.10	25.40	9.53	2 pair Fibre, Single/Multi-Mode	37			3
▲	PTL-106-427	1	15.24 m	38.10	12.70	CAT -5, 4 pair UTP Copper	N/A			5
◆	PTL-107-427	1 000	50.80	38.10	12.70	CAT -5, 4 pair UTP Copper	46			5
◆	BPTL-107-427	1 000	50.80	38.10	12.70	CAT -5, 4 pair UTP Copper	46			5
■	PTL-109-427	100	38.10	101.60	38.10	50 pair Copper, 24 pair Fibre	37			16

Tedlar® is a registered trademark of DuPont.

\* Also available in: BL=blue, GN=green, OR=orange, PL=purple, RD=red, GY=grey, BR=brown, YL=yellow. To order a colour, add a dash "-" after the material number, then add the colour suffix.

BL = Blue (for horizontal cable terminations)  
 BR = Brown (for campus backbone cable terminations)  
 GR = Green (for network connections)  
 GY = Grey (for backbone cable between intermediate cross-section and telecom)

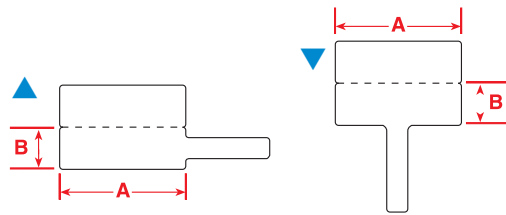
OR = Orange (for central office termination)  
 PL = Purple (for major switching and data equipment terminations)  
 RD = Red (for all key telephone equipment terminations)  
 YL = Yellow (for auxiliary, maintenance alarms, security etc.)

**TubeSleeve Carriers**

Brady TubeSleeve Carriers are the ideal complement to self-laminating labels, where the cables are thin and available space for text is small. Apply the tubesleeve to the cable and then apply the self-lam. The limited available space is increased significantly, giving you the possibility of printing more text.



Order Reference	Min. Cable Diam (mm)	Max. Cable Diam (mm)	Recommended Label
BTS1426	1	4	PTL-31-427
BTS4626	4	6	PTL-31-427
BTS6826	6	8	PTL-23-427
BTS81226	8	12	PTL-23-427



PTLFP-01-425



PTLFT-01-425

**Fibre Optic Labels (B-425), Flag**

**Polypropylene (B-425)**

Diagram	Order Reference	Label Dimensions Labels Per Roll	A (mm)	B (mm)	Applications	Maximum Characters Per Line For Font: 2	Maximum Lines Of Text For Font: 2
▲	PTLFP-01-425	250	30.00	10.00	Pig-Tail and Single Fibre ID	26	3
▼	PTLFT-01-425	250	30.00	10.00	Pig-Tail and Single Fibre ID	26	3

**Workstation Labels**

**B-412 Polypropylene,  
B-422 Permanent Glossy Polyester,  
B-430 Clear Polyester**

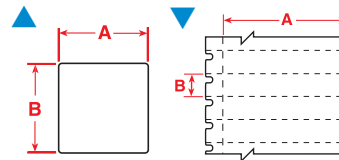
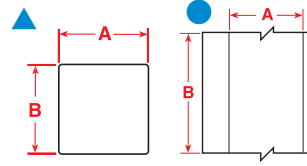


Diagram	Order Reference	Labels Per Roll	Label Dimensions A (mm)	B (mm)	Applications	Maximum Characters Per Line For Font: 2	Maximum Lines Of Text For Font: 2
▲	PTL-7-422	500	12.70	12.70	1-6 Outlet Faceplates	11	5
▲	PTL-7-430	500	12.70	12.70	1-6 Outlet Faceplates	11	5
▲	PTL-16-422	500	25.40	9.52	1-4 Outlet Faceplates	24	3
▲	PTL-16-430	500	25.40	9.52	1-4 Outlet Faceplates	24	3
▲	PTL-17-422	500	25.40	12.70	1-4 Outlet Faceplates	24	5
▲	PTL-17-430	500	25.40	12.70	1-4 Outlet Faceplates	24	5
▲	PTL-29-422	500	38.10	12.70	1-2 Outlet Faceplates	37	5
▲	PTL-29-430	500	38.10	12.70	1-2 Outlet Faceplates	37	5
▲	PTL-39-422	750	9.52	15.24	1-6 Outlet Faceplates	8	6
▲	PTL-39-430	750	9.52	15.24	1-6 Outlet Faceplates	8	6
▼	PTL-40-412	750	49.23	9.52	Faceplates with DESI-STRIP	40	3
▼	BPTL-40-412	5 000	49.23	9.52	Faceplates with DESI-STRIP	40	3
▲	PTL-44-422	500	12.70	9.52	1-6 Outlet Faceplates	11	3
▲	PTL-44-430	500	12.70	9.52	1-6 Outlet Faceplates	11	3
▲	PTL-45-422	500	38.10	9.52	1-2 Outlet Faceplates	37	3
▲	PTL-45-430	500	38.10	9.52	1-2 Outlet Faceplates	37	3
▲	PTL-68-430	750	6.10	3.81	Siemens Faceplates	4	2
▲	PTL-69-430	750	13.46	3.81	Siemens Faceplates	11	2
▲	PTL-70-430	750	6.10	5.08	Siemens Faceplates	4	2
▲	PTL-71-430	750	6.10	5.08	Siemens Faceplates	7	2
▲	PTL-85-430	750	18.80	6.10	Siemens Faceplates	17	2
▲	PTL-99-430	750	18.80	8.12	Siemens Faceplates	17	2

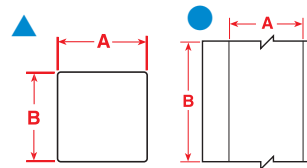


Patch Panel Identification

**B-412 Polypropylene, B-422, Permanent Glossy Polyester, B-430 Clear Polyester, B-432 Rough Surface Clear Polyester, B-439 Vinyl, B-498 Repositional Vinyl Cloth, B-7551 Matt Transparent Polyester.**

Diagram	Order Reference	Label Dimensions		Applications	Maximum Characters	Maximum Lines Of
		Labels Per Roll	A (mm)		B (mm)	Per Line For Font:
▲	PTL-7-422	500	12.70	12.70	2	2
▲	PTL-7-430	500	12.70	12.70	11	5
▲	PTL-7-432	500	12.70	12.70	11	5
●	PTL-8-422	Cont.	12.70	15.24 m	50	5
●	PTL-8-430	Cont.	12.70	15.24 m	50	5
●	PTL-8-432	Cont.	12.70	15.24 m	50	5
●	PTL-8-439	Cont.	12.70	15.24 m	50	5
●	PTL-8-439-YL*	Cont.	12.70	15.24 m	50	5
●	PTL-8-498	Cont.	12.70	15.24 m	50	5
▲	PTL-10-432	750	19.05	6.35	2	18
▲	PTL-39-422	750	9.53	15.24	8	6
▲	PTL-39-430	750	9.53	15.24	8	6
●	PTL-46-422	Cont.	9.53	15.24 m	50	3
●	PTL-46-430	Cont.	9.53	15.24 m	50	3
●	PTL-55-412	Cont.	5.84	15.24 m	50	NA
●	PTL-56-412	Cont.	9.53	15.24 m	50	3
●	PTL-57-412	Cont.	15.00	15.24 m	50	5
●	PTL-58-412	Cont.	13.59	15.24 m	50	5
●	PTL-59-412	Cont.	19.90	15.24 m	50	8
●	PTLTB-8-7551	Cont.	8.00	15 m	8	6
●	PTLTB-8-422	Cont.	8.00	15.24	8	6

*\* Also available in: BL=blue, GN=green, OR=orange, BK=black, RD=red. To order a colour, add a dash "-" after the material number, then add the colour suffix.*



## Rack, Bay, Frame and General Identification

**B-422 Permanent Glossy Polyester, B-430 Clear Polyester, B-432 Rough Surface Polyester, B-439 Vinyl, B-483 Ultra Aggressive Glossy Polyester, B-489 Ultra Aggressive Matt White Polyester**

Diagram	Order Reference	Labels Per Roll	Label Dimensions		Applications	Maximum Characters Per Line For Font:	Maximum Lines Of Text For Font:
			A (mm)	B (mm)		2	2
●	PTL-8-422	Cont.	12.70	15.24 m	Outlet, Patch Panel, Cont. Tape - Cut to Size	50	5
●	PTL-8-430	Cont.	12.70	15.24 m	Outlet, Patch Panel, Cont. Tape - Cut to Size	50	5
●	PTL-8-432	Cont.	12.70	15.24 m	Outlet, Patch Panel, Cont. Tape - Cut to Size	50	5
●	PTL-8-439	Cont.	12.70	15.24 m	Outlet, Patch Panel, Cont. Tape - Cut to Size	50	5
●	PTL-8-439-YL*	Cont.	12.70	15.24 m	Outlet, Patch Panel, Cont. Tape - Cut to Size	50	5
●	PTL-8-489	Cont.	12.70	15.24 m	Outlet, Patch Panel, Cont. Tape - Cut to Size	50	5
▲	PTL-20-422	100	50.80	25.40	General identification	46	10
▲	BPTL-20-422	1 000	50.80	25.40	General identification	46	10
▲	PTL-20-483	100	50.80	25.40	Shelf/general identification	46	10
▲	PTL-28-430	750	38.10	6.35	General identification	37	2
▲	PTL-30-483	250	38.10	19.05	Shelf/general identification	37	8
▲	PTL-32-483	250	38.10	38.10	Shelf/general identification	37	16
▲	PTL-37-483	100	76.20	48.26	Rack/end aisle	50	20
▲	PTL-38-483	100	101.60	48.26	Rack/end aisle	50	20
●	PTL-42-430	Cont.	25.40	15.24 m	General identification	50	5
●	PTL-42-432	Cont.	25.40	15.24 m	General identification	50	5
●	PTL-42-439	Cont.	25.40	15.24 m	General identification	50	5
●	PTL-42-439-YL*	Cont.	25.40	15.24 m	General identification	50	5
●	PTL-42-483	Cont.	25.40	15.24 m	General identification	50	5
●	PTL-42-422	Cont.	25.40	15.24 m	General identification	50	5
●	PTL-42-489	Cont.	25.40	9.10 m	General identification	50	5
●	PTL-43-432	Cont.	48.26	15.24 m	Rack/general identification	50	10
●	PTL-43-483	Cont.	48.26	15.24 m	General identification	50	10
●	PTL-43-489	Cont.	48.26	15.24 m	Rack/general identification	50	10
▲	PTL-61-483	100	12.70	50.80	Shelf	50	5
▲	PTL-62-483	50	19.05	101.60	Rack/end aisle	50	8
▲	PTL-63-483	50	19.05	203.20	DWDM/site names	50	7
▲	PTL-65-483	250	34.93	25.40	Shelf	35	10
●	PTL-100-432**	Cont.	33.02	15.24 m	Rack/general identification	31	2
●	PTL-100-483**	Cont.	33.02	15.24 m	Rack/general identification	31	2
●	PTL-100-489**	Cont.	33.02	15.24 m	Rack/general identification	31	2
●	PTL-101-432	Cont.	6.35	15.24 m	Panel/general identification	50	2
●	PTL-101-483	Cont.	6.35	15.24 m	Panel/general identification	50	2
●	PTL-101-489	Cont.	6.35	15.24 m	Panel/General identification	50	2

\*\* This is the minimum width cont. tape needed to print a 19.05 mm font.

\* Also available in: BK=black, BL=blue, GN=green, OR=orange, RD=red. To order a colour, add a dash "-" after the material number, then add the colour suffix.



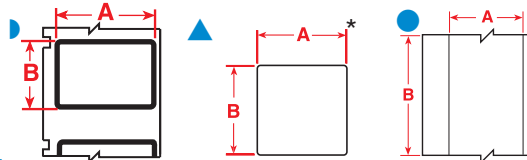
# TLS2200® / TLS PC Link™ General and Industrial Identification Labels

## Material to Surface Cross Reference Guide

Brady material number (B-number)	Smooth (Examples: Uncoated Metal, Plastic, Glass)	Textured/Rough (Examples: Textured ABS, Cast Metal, Polycarbonate)	Highly Textured/Low Surface Energy (Examples: Powder Coated, Low Surface Energy ABS, Polypropylene)
B-7351 B-352** B-422* B-432* B-435* B-439 B-427** B-353	● YES	● YES	NO
B-483* B-486* B-489* B-499*	■ YES	■ YES	■ YES
B-423* B-424* B-428* B-430* B-459* B-473* B-488* B-7546* B-7566 B-7576*	◆ YES	NO	NO

\* Material UL recognised/GSA approved

\*\* Material UL recognised



## Rating / Name Plate Labels

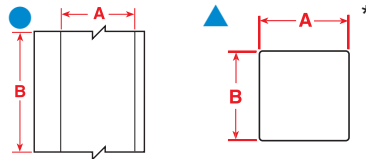
**B-422, B-423, B-459 Permanent Glossy Polyester, B-424 General Purpose White Paper, B-428, B-435, Permanent Metallised Polyester, B-432 Rough Surface Clear Polyester, B-483 Ultra-Aggressive Polyester, B-486 Ultra-Aggressive Matt Polyester, B-488 Matt Polyester, B-489 Ultra-Aggressive Matt Polyester, B-499 Nylon Cloth**

Diagram	Order Reference	Labels Per Roll	Label Dimensions		Applications/Description	Maximum Characters		Surface Suitability
			A (mm)	B (mm)		Per Line For Font:	Maximum Lines Of Text For Font:	
●	PTL-8-423	Cont.	12.70	15.24 m	Small ICs	2	5	◆
●	PTL-8-428	Cont.	12.70	15.24 m	Small ICs; silver finish	50	5	◆
●	PTL-8-483	Cont.	12.70	15.24 m	Small ICs; silver finish	50	5	■
●	PTL-8-489	Cont.	12.70	15.24 m	Small ICs	50	5	■
▲	PTL-11-432	250	12.70	19.05	Asset ID for textured surfaces	11	9	●
▲	PTL-16-435	500	25.40	9.52	Asset ID for textured surfaces	24	3	●
▲	PTL-16-483	500	25.40	9.52	Asset ID for textured surfaces	24	3	■
▲	PTL-16-486	500	25.40	9.52	Asset ID for oily, greasy, and textured surfaces	24	3	■
▲	PTL-16-489	500	25.40	9.52	Asset ID for oily, greasy, and textured surfaces	24	3	■
▲	PTL-17-435	500	25.40	12.70	General-purpose	24	5	●
▲	PTL-17-428	500	25.40	12.70	General-purpose over-laminated ID	24	5	◆
▲	BPTL-17-428	5 000	25.40	12.70	General-purpose over-laminated ID	24	5	◆
▲	PTL-17-483	500	25.40	12.70	Asset ID for textured surfaces	24	5	■
▲	PTL-17-486	500	25.40	12.70	Asset ID for oily, greasy, and textured surfaces	24	5	■
▲	PTL-17-489	500	25.40	12.70	Asset ID for oily, greasy, and textured surfaces	24	5	■
▲	PTL-19-422	250	25.40	25.40	Asset ID for textured surfaces	24	10	●
▲	PTL-19-423	250	25.40	25.40	Rating plate	24	10	◆
▲	PTL-19-435	250	25.40	25.40	Rating plate	24	10	●
▲	BPTL-19-423	2 500	25.40	25.40	Rating plate	24	10	◆
▲	PTL-19-483	250	25.40	25.40	Asset ID for textured surfaces	24	10	■
▲	PTL-19-486	250	25.40	25.40	Asset ID for oily, greasy, and textured surfaces	24	10	■
▲	PTL-19-489	250	25.40	25.40	Asset ID for oily, greasy, and textured surfaces	24	10	■
▲	PTL-20-424	100	50.80	25.40	General ID and Asset ID	46	10	◆
▲	BPTL-20-424	100	50.80	25.40	General ID and Asset ID	46	10	◆
▲	PTL-20-435	100	50.80	25.40	Asset ID, silver finish	46	10	●
▲	PTL-20-428	100	50.80	25.40	Asset ID, silver finish	46	10	◆
▲	BPTL-20-428	1 000	50.80	25.40	Asset ID, silver finish	46	10	◆
▲	PTL-20-483	100	50.80	25.40	Asset ID for textured surfaces	46	10	■
▲	PTL-20-486	100	50.80	25.40	Asset ID for oily, greasy, and textured surfaces	46	10	■
▲	PTL-20-489	100	50.80	25.40	Asset ID for oily, greasy, and textured surfaces	46	10	■
▲	PTL-22-422	100	46.20	25.40	General ID	50	10	●
▲	PTL-22-423	100	46.20	25.40	General ID	50	10	◆
▲	PTL-22-424	100	46.20	25.40	General ID	50	10	◆
▲	PTL-22-428	100	46.20	25.40	Rating plate	50	10	◆
▲	PTL-22-459	100	46.20	25.40	General ID	50	10	◆
▲	PTL-23-422	100	101.60	25.40	General ID	50	10	●
▲	PTL-23-423	100	101.60	25.40	General ID	50	10	◆
▲	PTL-23-483	100	101.60	25.40	Asset ID for textured surfaces	50	10	■
▲	PTL-23-499	100	101.60	25.40	General ID	50	10	■
▶	PTL-24-423-BK	500	28.70	12.70	1.60 mm Black-bordered component ID	24	3	◆
▶	PTL-24-428-BK	500	28.70	12.70	1.60 mm Black-bordered component ID	24	3	●
▶	PTL-24-483-BK	500	28.70	12.70	1.60 mm Black-bordered component ID	24	3	■
▶	PTL-24-486-BK	500	28.70	12.70	1.60 mm Black-bordered component ID	24	3	■

\* Any label 50.80 mm or larger is rotated on liner.

- ◆ Material suitable for smooth surfaces.
- Material suitable for smooth and textured surfaces.
- Material suitable for smooth, textured and highly textured surfaces.

# TLS2200® / TLS PC Link™ General and Industrial Identification Labels



## Rating / Name Plate Labels (continued)

**B-422, B-423, B-459 Permanent Glossy Polyester,**  
**B-424 General Purpose White Paper,**  
**B-428, B-435, Permanent Metallised Polyester,**  
**B-483 Ultra-Aggressive Polyester,**  
**B-486 Ultra-Aggressive Matt Polyester, B-488 Matt Polyester,**  
**B-489 Ultra-Aggressive Matt Polyester, B-499 Nylon Cloth**

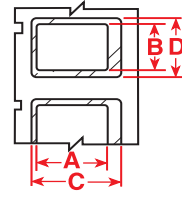
Diagram	Order Reference	Labels Per Roll	Label Dimensions A (mm) B (mm)		Applications/ Description	Maximum Characters Per Line For Font: 2	Maximum Lines Of Text For Font: 2	Surface Suitability
▲	PTL-26-423	100	69.85	31.75	General ID and Asset ID	50	13	◆
▲	PTL-26-428	100	69.85	31.75	General ID and Asset ID	50	13	◆
▲	PTL-29-428	500	38.10	12.70	Face plates, panels, equipment, silver finish	37	5	◆
▲	PTL-29-435	500	38.10	12.70	Asset ID for textured surfaces	37	5	●
▲	PTL-29-483	500	38.10	12.70	Asset ID for textured surfaces	37	5	■
▲	PTL-29-486	500	38.10	12.70	Asset ID for oily, greasy, and textured surfaces	37	5	■
▲	PTL-29-489	500	38.10	12.70	Asset ID for oily, greasy, and textured surfaces	37	5	■
▲	PTL-30-422	250	38.10	19.05	Asset ID for textured surfaces	37	8	●
▲	PTL-30-435	250	38.10	19.05	Asset ID for textured surfaces	37	8	●
▲	PTL-30-483	250	38.10	19.05	Asset ID for oily, greasy, and textured surfaces	37	8	■
▲	PTL-30-486	250	38.10	19.05	Asset ID for oily, greasy, and textured surfaces	37	8	■
▲	PTL-30-489	250	38.10	19.05	Asset ID for oily, greasy, and textured surfaces	37	8	■
▲	PTL-30-499	250	38.10	19.05	Asset ID for oily, greasy, and textured surfaces	37	8	■
▲	PTL-31-423	250	38.10	25.40	General ID	37	10	◆
▲	PTL-31-435	250	38.10	25.40	General ID	37	10	●
▲	PTL-31-483	250	38.10	25.40	Asset ID for textured surfaces	37	10	■
▲	PTL-31-486	250	38.10	25.40	Asset ID for oily, greasy, and textured surfaces	37	10	■
▲	PTL-31-489	250	38.10	25.40	Asset ID for oily, greasy, and textured surfaces	37	10	■
▲	PTL-32-423	250	38.10	38.10	General ID	37	16	◆
▲	PTL-32-435	250	38.10	38.10	General ID	37	16	●
▲	PTL-32-483	250	38.10	38.10	Asset ID for textured surfaces	37	16	■
▲	PTL-32-486	250	38.10	38.10	Asset ID for oily, greasy, and textured surfaces	37	16	■
▲	PTL-32-489	250	38.10	38.10	Asset ID for oily, greasy, and textured surfaces	37	16	■
▲	PTL-37-422	100	76.20	48.26	Asset ID for textured surfaces	50	20	●
▲	PTL-37-423	100	76.20	48.26	General ID and Asset ID	50	20	◆
▲	PTL-37-424	100	76.20	48.26	General ID and Asset ID	50	20	◆
▲	PTL-37-428	100	76.20	48.26	Asset ID, silver finish	50	20	◆
▲	PTL-37-435	100	76.20	48.26	Asset ID, silver finish	50	20	●
▲	PTL-37-483	100	76.20	48.26	Asset ID for oily, greasy, and textured surfaces	50	20	■
▲	PTL-37-486	100	76.20	48.26	Asset ID for oily, greasy, and textured surfaces	50	20	■
▲	PTL-37-489	100	76.20	48.26	Asset ID for oily, greasy, and textured surfaces	50	20	■
▲	PTL-38-422	100	101.60	48.26	Asset ID for textured surfaces	50	20	●
▲	PTL-38-423	100	101.60	48.26	General ID and Asset ID	50	20	◆
▲	PTL-38-424	100	101.60	48.26	General ID and Asset ID	50	20	◆
▲	PTL-38-428	100	101.60	48.26	Asset ID, silver finish	50	20	◆
▲	PTL-38-435	100	101.60	48.26	Asset ID, silver finish	50	20	●
▲	PTL-38-483	100	101.60	48.26	Asset ID for oily, greasy, and textured surfaces	50	20	■
▲	PTL-38-486	100	101.60	48.26	Asset ID for oily, greasy, and textured surfaces	50	20	■
▲	PTL-38-489	100	101.60	48.26	Asset ID for oily, greasy, and textured surfaces	50	20	■
●	PTL-43-435	Cont.	48.26	15.24m	Asset ID for textured surfaces	50	10	●
●	PTL-43-486	Cont.	48.26	15.24m	Asset ID for oily, greasy and textured surfaces	50	10	■
▲	PTL-78-499	250	48.26	25.40	General ID	50	20	■
▲	PTL-80-424	250	19.05	22.86	General ID	50	20	◆
▲	PTL-80-488	250	19.05	22.86	Asset ID with print durability	50	20	◆
▲	PTL-81-488	750	48.26	6.35	Asset ID with print durability	50	20	◆
▲	PTL-81-499	750	48.26	6.35	General ID	50	20	■
▲	PTL-84-499	500	22.86	12.70	General ID	50	20	■
▲	PTL-97-488	250	22.86	22.86	Asset ID with print durability	50	20	◆

\* Any label 50.80 mm or larger is rotated on liner.

- ◆ Material suitable for smooth surfaces.
- Material suitable for smooth and textured surfaces.
- Material suitable for smooth, textured and highly textured surfaces.



# TLS2200® / TLS PC Link™ General and Industrial Identification Labels

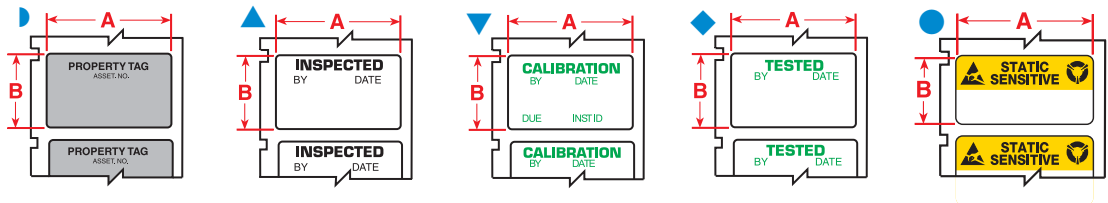


## PermaShield™ Labels

**B-422 Permanent Glossy Polyester,**  
**B-424 General Purpose White Paper,**  
**B-428 Permanent Metallised Polyester**

Order Reference	Labels Per Roll	Label Dimensions		Overlamine Dimensions		Maximum Characters Per Line For Font: 2	Maximum Lines Of Text For Font: 2	Surface Suitability
		A (mm)	B (mm)	C (mm)	D (mm)			
PTPSL-17-422	500	25.40	12.70	31.75	19.05	24	5	●
PTPSL-17-424	500	25.40	12.70	31.75	19.05	24	5	◆
PTPSL-17-428	500	25.40	12.70	31.75	19.05	24	5	◆
PTPSL-20-422	100	50.80	25.40	57.15	31.75	46	10	●
PTPSL-20-424	100	50.80	25.40	57.15	31.75	46	10	◆
PTPSL-20-428	100	50.80	25.40	57.15	31.75	46	10	◆
PTPSL-26-422	100	31.75	69.85	38.10	76.20	50	13	●
PTPSL-26-428	100	31.75	69.85	38.10	76.20	50	13	◆
PTPSL-50-422	100	41.91	76.20	48.26	82.55	75	18	●
PTPSL-50-428	100	41.91	76.20	48.26	82.55	75	18	◆

- ◆ Material suitable for smooth surfaces.
- Material suitable for smooth and textured surfaces.
- Material suitable for smooth, textured and highly textured surfaces.



## Pre-Printed Labels

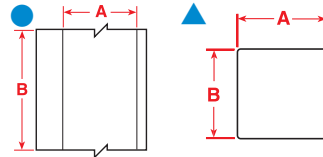
**B-422, B-423 Permanent Glossy Polyester,**  
**B-428, B-435 Permanent Metallised Polyester,**  
**B-473 Static Dissipative Polyester**

Diagram	Order Reference	Labels Per Roll	Label Dimensions		Pre-Printed Legend Description	Surface Suitability
			A (mm)	B (mm)		
●	PTLSL-17-473	500	25.40	12.70	Static Sensitive	◆
▼	PTL-30-423-CALI	250	38.10	19.05	Calibration	◆
▼	PTL-30-428-CALI	250	38.10	19.05	Calibration	◆
◆	PTL-30-423-TEST	250	38.10	19.05	Tested	◆
◆	PTL-30-428-TEST	250	38.10	19.05	Tested	◆
▲	PTL-30-423-INSP	250	38.10	19.05	Inspected By	◆
▲	PTL-30-428-INSP	250	38.10	19.05	Inspected By	◆
▶	PTL-35-422-PROP	250	41.40	19.05	Property Tag	●
▶	PTL-35-423-PROP	250	41.40	19.05	Property Tag	◆
▶	PTL-35-428-PROP	250	41.40	19.05	Property Tag	◆
▶	PTL-35-435-PROP	250	41.40	19.05	Property Tag	◆

# TLS2200® / TLS PC Link™ General and Industrial Identification Labels

## General Industrial Labels

- B-422 Permanent Glossy White Polyester,**
- B-430 Permanent Clear Polyester,**
- B-432 Permanent Clear Rough Surface Polyester,**
- B-439 Permanent Coloured Vinyl,**
- B-483 Ultra-Aggressive Glossy White Polyester,**
- B-489 Ultra-Aggressive Matt Polyester**



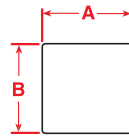
Order Reference	Labels Per Row	Label Dimensions (mm)		Maximum Characters Per Line For Font:	Maximum Lines Of Text For Font:	Surface Suitability
		A	B	7	7	
▲ PTL-6-430	750	12.70	6.99	1	11	◆
▲ PTL-7-432	500	12.70	12.70	5	11	◆
▲ PTL-17-432	500	25.40	12.70	5	24	◆
▲ PTL-21-498	100	25.40	63.50	23	24	■
▲ PTL-32-422	250	38.10	38.10	16	37	●
● PTL-42-422	Cont.	25.40	15.24 m	50	5	●
● PTL-42-430	Cont.	25.40	15.24 m	50	5	◆
● PTL-42-439	Cont.	25.40	15.24 m	50	5	◆
● PTL-42-439-BK	Cont.	25.40	15.24 m	50	5	◆
● PTL-42-439-BL	Cont.	25.40	15.24 m	50	5	◆
● PTL-42-439-GN	Cont.	25.40	15.24 m	50	5	◆
● PTL-42-439-OR	Cont.	25.40	15.24 m	50	5	◆
● PTL-42-439-RD	Cont.	25.40	15.24 m	50	5	◆
● PTL-42-439-YL	Cont.	25.40	15.24 m	50	5	◆
● PTL-42-483	Cont.	25.40	15.24 m	50	5	■
● PTL-42-489	Cont.	25.40	15.24 m	50	5	■
● PTL-43-422	Cont.	48.26	15.24 m	50	10	●
● PTL-43-430	Cont.	48.26	15.24 m	50	10	◆
● PTL-43-432	Cont.	48.26	15.24 m	50	10	◆
● PTL-43-439	Cont.	48.26	15.24 m	50	10	◆
● PTL-43-439-BK	Cont.	48.26	15.24 m	50	10	◆
● PTL-43-439-BL	Cont.	48.26	15.24 m	50	10	◆
● PTL-43-439-GN	Cont.	48.26	15.24 m	50	10	◆
● PTL-43-439-OR	Cont.	48.26	15.24 m	50	10	◆
● PTL-43-439-RD	Cont.	48.26	15.24 m	50	10	◆
● PTL-43-439-YL	Cont.	48.26	15.24 m	50	10	◆
● PTL-43-483	Cont.	48.26	15.24 m	50	10	■
● PTL-43-489	Cont.	48.26	15.24 m	50	10	■
● PTL-100-432	Cont.	33.02	15.24 m	50	6	◆
● PTL-100-483	Cont.	33.02	15.24 m	50	6	■
● PTL-100-489	Cont.	33.02	15.24 m	50	6	■
● PTL-101-432	Cont.	6.35	15.24 m	50	1	◆
● PTL-101-483	Cont.	6.35	15.24 m	50	1	■
● PTL-101-489	Cont.	6.35	15.24 m	50	1	■

- ◆ Material suitable for smooth surfaces.
- Material suitable for smooth and textured surfaces.
- Material suitable for smooth, textured and highly textured surfaces.

## TLS2200® / TLS PC Link™ Security Identification Labels

### Tamper Indicating Labels

- B-7351 Tamper-Resistant White Vinyl,**
- B-352 Tamper-Resistant Metallised Vinyl,**
- B-7546 Tamper-Evident White Polyester,**
- B-7566 Tamper-Evident Clear Polyester,**
- B-7576 Tamper-Evident Metallised Polyester**



Order Reference	Labels Per Roll	Label Dimensions (mm)		Maximum Characters Per Line For Font: 2	Maximum Lines Of Text For Font: 2	Surface Suitability
PTL-17-7351	500	25.40	12.70	24	5	●
PTL-17-352	500	25.40	12.70	24	5	●
PTL-17-7546	500	25.40	12.70	24	5	●
PTL-17-7566	500	25.40	12.70	24	5	◆
PTL-17-7576	500	25.40	12.70	24	5	◆
PTL-20-7351	100	50.80	25.40	46	10	●
PTL-20-352	100	50.80	25.40	46	10	●
PTL-20-7546	100	50.80	25.40	46	10	◆
PTL-20-7566	100	50.80	25.40	46	10	◆
PTL-20-7576	100	50.80	25.40	46	10	●
PTL-30-7566	250	38.10	19.10	37	10	◆
PTL-31-7351	250	38.10	25.40	37	10	●
PTL-31-352	250	38.10	25.40	37	10	●
PTL-31-7546	250	38.10	25.40	37	10	◆
PTL-31-7566	250	38.10	25.40	37	10	◆
PTL-31-7576	250	38.10	25.40	37	10	◆
PTL-37-7351	100	76.20	48.26	50	20	●
PTL-37-352	100	76.20	48.26	50	20	●
PTL-37-7546	100	76.20	48.26	50	20	◆
PTL-37-7576	100	76.20	48.26	50	20	◆

- ◆ Material suitable for smooth surfaces.
- Material suitable for smooth and textured surfaces.
- Material suitable for smooth, textured and highly textured surfaces.

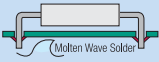
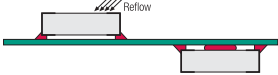
## TLS2200® / TLS PC Link™ Custom Label Options

Custom sizes, colours and partially pre-printed labels are also available. Contact your local Brady distributor or Brady Customer Service for ordering information.



# TLS2200® / TLS PC Link™ Circuit Board and Component Identification Labels

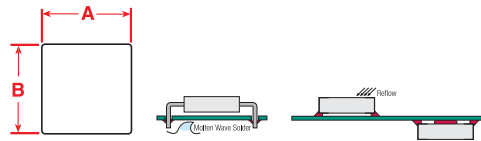
## Thermal Transfer Printable Products Circuit Board Process Chart

							
				Through Hole Technology Top	Through Hole Technology Bottom	Surface Mount Technology (SMT) Top or Bottom	After Process
B-426	B-457	B-477	B-478	● Yes	● Yes	● Yes	● Yes
B-479							
B-422	B-423	B-428	B-437	▲ Yes*	✗ No	✗ No	● Yes
B-459	B-473	B-498					

\* In extreme high temperatures, testing of these materials is recommended.

### Polyimides

- B-426 High Temperature Amber Polyimide**
- B-457 High Temperature White Polyimide**
- B-477, B-478, B-479 Static Dissipative Polyimide**



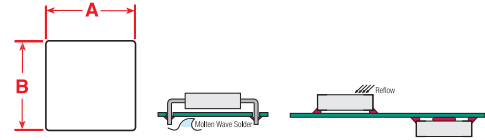
Order Reference	Labels Per Roll	Label Dimensions		Maximum Characters Per Line For Font: 1	Maximum Lines Of Text For Font: 1	Maximum Bar Code Characters:	Through Hole Technology		SMT Top / Bottom	After Process
		A (mm)	B (mm)				Top	Bottom		
PTL-1-426	750	6.35	6.35	6	2	0	●	●	●	●
PTL-1-457	750	6.35	6.35	6	2	0	●	●	●	●
PTL-1-477	750	6.35	6.35	6	2	0	●	●	●	●
PTL-1-478	750	6.35	6.35	6	2	0	●	●	●	●
PTL-1-479	750	6.35	6.35	6	2	0	●	●	●	●
PTL-2-426	100	50.80	6.35	52	2	11	●	●	●	●
PTL-2-457	100	50.80	6.35	52	2	11	●	●	●	●
PTL-2-477	100	50.80	6.35	52	2	11	●	●	●	●
PTL-2-478	100	50.80	6.35	52	2	11	●	●	●	●
PTL-2-479	100	50.80	6.35	52	2	11	●	●	●	●
PTL-3-426	500	9.52	9.52	10	4	0	●	●	●	●
PTL-3-457	500	9.52	9.52	10	4	0	●	●	●	●
PTL-3-477	500	9.52	9.52	10	4	0	●	●	●	●
PTL-3-478	500	9.52	9.52	10	4	0	●	●	●	●
PTL-3-479	500	9.52	9.52	10	4	0	●	●	●	●
PTL-4-426	500	10.16	10.16	10	4	0	●	●	●	●
PTL-4-457	500	10.16	10.16	10	4	0	●	●	●	●
PTL-4-478	500	10.16	10.16	10	4	0	●	●	●	●
PTL-4-479	500	10.16	10.16	10	4	0	●	●	●	●
PTL-6-426	750	12.70	6.98	13	3	0	●	●	●	●
PTL-6-457	750	12.70	6.98	13	3	0	●	●	●	●
PTL-6-478	750	12.70	6.98	13	3	0	●	●	●	●
PTL-6-479	750	12.70	6.98	13	3	0	●	●	●	●
PTL-9-426	750	16.51	5.08	18	2	2	●	●	●	●
PTL-9-457	750	16.51	5.08	18	2	2	●	●	●	●
PTL-9-477	750	16.51	5.08	18	2	2	●	●	●	●
PTL-9-478	750	16.51	5.08	18	2	2	●	●	●	●
PTL-9-479	750	16.51	5.08	18	2	2	●	●	●	●
PTL-10-426	750	19.05	6.35	20	2	2	●	●	●	●
PTL-10-457	750	19.05	6.35	20	2	2	●	●	●	●
PTL-10-477	750	19.05	6.35	20	2	2	●	●	●	●
PTL-10-478	750	19.05	6.35	20	2	2	●	●	●	●
PTL-10-479	750	19.05	6.35	20	2	2	●	●	●	●
PTL-13-426	750	22.86	6.35	25	2	4	●	●	●	●
PTL-13-457	750	22.86	6.35	25	2	4	●	●	●	●
PTL-13-478	750	22.86	6.35	25	2	4	●	●	●	●
PTL-13-479	750	22.86	6.35	25	2	4	●	●	●	●
PTL-14-457	750	25.40	4.74	28	2	4	●	●	●	●
PTL-14-477	750	25.40	4.74	28	2	4	●	●	●	●
PTL-14-478	750	25.40	4.74	28	2	4	●	●	●	●
PTL-14-479	750	25.40	4.74	28	2	4	●	●	●	●
PTL-16-426	500	25.40	9.52	28	4	4	●	●	●	●
PTL-16-457	500	25.40	9.52	28	4	4	●	●	●	●
PTL-16-478	500	25.40	9.52	28	4	4	●	●	●	●
PTL-16-479	500	25.40	9.52	28	4	4	●	●	●	●

- Yes, this material will work with this application.
- ✗ No, this material does not work with this application.
- ▲ In extreme high temperatures, testing of these materials is recommended.

# TLS2200® / TLS PC Link™ Circuit Board and Component Identification Labels

## Polyimides (continued)

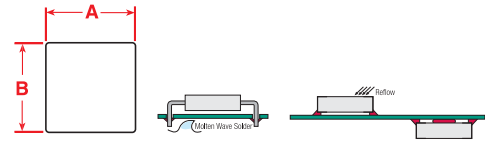
- B-426 High Temperature Amber Polyimide**
- B-457 High Temperature White Polyimide**
- B-477, B-478, B-479 Static Dissipative Polyimide**



Order Reference	Labels Per Roll	Label Dimensions		Maximum Characters Per Line For Font: 1	Maximum Lines Of Text For Font: 1	Maximum Bar Code Characters:	Through Hole Technology		SMT Top / Bottom	After Process
		A (mm)	B (mm)				Top	Bottom		
PTL-17-426	500	25.40	12.70	28	5	4	●	●	●	●
PTL-17-478	500	25.40	12.70	28	5	4	●	●	●	●
PTL-17-479	500	25.40	12.70	28	5	4	●	●	●	●
PTL-25-426	750	31.75	6.35	35	2	6	●	●	●	●
PTL-25-457	750	31.75	6.35	35	2	6	●	●	●	●
PTL-25-477	750	31.75	6.35	35	2	6	●	●	●	●
PTL-25-478	750	31.75	6.35	35	2	6	●	●	●	●
PTL-25-479	750	31.75	6.35	35	2	6	●	●	●	●
PTL-27-426	750	38.10	3.175	42	1	8	●	●	●	●
PTL-27-457	750	38.10	3.175	42	1	8	●	●	●	●
PTL-27-477	750	38.10	3.175	42	1	8	●	●	●	●
PTL-27-478	750	38.10	3.175	42	1	8	●	●	●	●
PTL-27-479	750	38.10	3.175	42	1	8	●	●	●	●
PTL-28-426	750	38.10	6.35	42	2	8	●	●	●	●
PTL-28-457	750	38.10	6.35	42	2	8	●	●	●	●
PTL-28-477	750	38.10	6.35	42	2	8	●	●	●	●
PTL-28-478	750	38.10	6.35	42	2	8	●	●	●	●
PTL-28-479	750	38.10	6.35	42	2	8	●	●	●	●

## Tedlar®

- B-437 Flame-Retardant White Tedlar®**

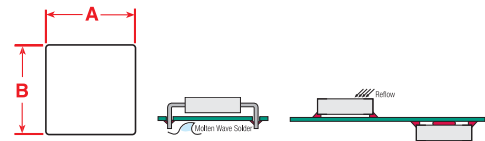


Order Reference	Labels Per Roll	Label Dimensions		Maximum Characters Per Line For Font: 1	Maximum Lines Of Text For Font: 1	Maximum Bar Code Characters:	Through Hole Technology		SMT Top / Bottom	After Process
		A (mm)	B (mm)				Top	Bottom		
PTL-9-437	750	16.51	5.08	18	2	2	▲	×	×	●
PTL-10-437	750	19.05	6.35	20	2	2	▲	×	×	●
PTL-15-437	750	25.40	6.98	28	2	4	▲	×	×	●
PTL-29-437	500	38.10	12.70	42	5	8	▲	×	×	●

Tedlar® is a registered trademark of DuPont.

## Vinyl Cloth\*

- B-498 White Vinyl Cloth Repositional Adhesive**



Order Reference	Labels Per Roll	Label Dimensions		Maximum Characters Per Line For Font: 1	Maximum Lines Of Text For Font: 1	Maximum Bar Code Characters:	Through Hole Technology		SMT Top / Bottom	After Process
		A (mm)	B (mm)				Top	Bottom		
PTL-7-498	500	12.70	12.70	13	5		▲	×	×	●
PTL-10-498	750	19.05	6.35	6	9		▲	×	×	●
PTL-15-498	750	25.40	6.98	28	2		▲	×	×	●
PTL-16-498	500	25.40	9.52	10	12		▲	×	×	●
PTL-17-498	500	25.40	12.70	28	5		▲	×	×	●
PTL-28-498	750	38.10	6.35	42	2	8	▲	×	×	●
PTL-29-498	500	38.10	12.70	13	18		▲	×	×	●
BPPL-29-498	5 000	38.10	12.70	13	18		▲	×	×	●
PTL-32-498	250	38.10	38.10	42	18		▲	×	×	●

\* Vinyl cloth material is not recommended for bar code printing.

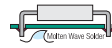
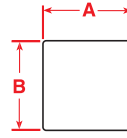
- Yes, this material will work with this application.
- × No, this material does not work with this application.
- ▲ In extreme high temperatures, testing of these materials is recommended.

# TLS2200® / TLS PC Link™ Circuit Board and Component Identification Labels



## Polyester

- B-422, B-423, B459 Permanent White Polyester**
- B-473 Static Dissipative Polyester**
- B-428 Permanent Metallised Polyester**



Order Reference	Labels Per Roll	Label Dimensions (mm)		Maximum Characters Per Line For Font: 1	Maximum Lines Of Text For Font: 1	Maximum Bar Code Characters:	Through Hole Technology		SMT Top / Bottom	After Process
		A	B				Top	Bottom		
PTL-1-423	750	6.35	6.35	6	2	0	▲	×	×	●
PTL-1-473	750	6.35	6.35	6	2	0	▲	×	×	●
PTL-2-423	100	50.80	6.35	52	2	11	▲	×	×	●
PTL-3-423	500	9.52	9.52	10	4	0	▲	×	×	●
PTL-4-423	500	10.16	10.16	10	4	0	▲	×	×	●
PTL-5-422	750	12.70	5.08	13	2	0	▲	×	×	●
PTL-5-423	750	12.70	5.08	13	2	0	▲	×	×	●
PTL-6-473	750	12.70	6.98	13	3	0	▲	×	×	●
PTL-6-423	750	12.70	6.98	13	3	0	▲	×	×	●
PTL-7-423	500	12.70	12.70	13	5	0	▲	×	×	●
BPTL-7-423	5 000	12.70	12.70	13	5	0	▲	×	×	●
PTL-5-473	750	12.70	5.08	13	2	0	▲	×	×	●
PTL-9-423	750	16.51	5.08	18	2	2	▲	×	×	●
PTL-9-473	750	16.51	5.08	18	2	2	▲	×	×	●
PTL-10-423	750	19.05	6.35	20	2	2	▲	×	×	●
PTL-10-473	750	19.05	6.35	20	2	2	▲	×	×	●
PTL-13-423	750	22.86	6.35	25	2	4	▲	×	×	●
PTL-14-423	750	25.40	4.74	28	2	4	▲	×	×	●
PTL-15-423	750	25.40	6.98	28	2	4	▲	×	×	●
PTL-15-428	750	25.40	6.98	28	2	4	▲	×	×	●
PTL-16-473	500	25.40	9.52	28	4	4	▲	×	×	●
PTL-16-423	500	25.40	9.52	28	4	4	▲	×	×	●
BPTL-16-423	5 000	25.40	9.52	28	4	4	▲	×	×	●
PTL-17-473	500	25.40	12.70	28	5	4	▲	×	×	●
PTL-17-423	500	25.40	12.70	28	5	4	▲	×	×	●
BPTL-17-423	5 000	25.40	12.70	28	5	4	▲	×	×	●
PTL-17-428	500	25.40	12.70	28	5	4	▲	×	×	●
BPTL-17-428	5 000	25.40	12.70	28	5	4	▲	×	×	●
PTL-19-422	250	25.40	25.40	28	12	4	▲	×	×	●
PTL-19-423	250	25.40	25.40	28	12	4	▲	×	×	●
BPTL-19-423	2 500	25.40	25.40	28	12	4	▲	×	×	●
PTL-20-423	100	50.80	25.40	52	12	11	▲	×	×	●
BPTL-20-423	1 000	50.80	25.40	52	12	11	▲	×	×	●
PTL-20-459	100	50.80	25.40	52	12	11	▲	×	×	●
PTL-25-423	750	31.75	6.35	35	2	6	▲	×	×	●
PTL-26-423	100	69.85	31.75	50	13	18	▲	×	×	●
PTL-26-459	100	69.85	31.75	50	15	18	▲	×	×	●
PTL-27-423	750	38.10	3.18	42	1	8	▲	×	×	●
PTL-28-423	750	38.10	6.35	42	2	8	▲	×	×	●
PTL-28-473	750	38.10	6.35	42	2	8	▲	×	×	●
PTL-29-423	500	38.10	12.70	42	5	8	▲	×	×	●
BPTL-29-423	5 000	38.10	12.70	42	5	8	▲	×	×	●
PTL-29-459	500	38.10	12.70	42	5	8	▲	×	×	●
PTL-30-459	250	38.10	19.05	42	9	8	▲	×	×	●
PTL-37-423	100	76.20	48.26	50	22	20	▲	×	×	●
PTL-38-423	100	101.60	48.26	50	22	25	▲	×	×	●
PTL-38-459	100	101.60	48.26	50	22	25	▲	×	×	●

- Yes, this material will work with this application.
- × No, this material does not work with this application.
- ▲ In extreme high temperatures, testing of these materials is recommended.



# LS 2000/BMXC/ID Pro Portable Printer Material Charts

Type	Max. Service Temp. °C	Colour	Finish	Use	Special Properties
<b>Nylon Cloth</b>					
B-499	90	White	Matt	Low profile through-conduit wire marker	Low-profile; permanent adhesive
<b>Paper</b>					
B-122	90	White	Matt	General labelling	Destroys on removal
<b>Polyester</b>					
B-619	145	White	Matt	Bar code labels	Solvent and heat resistant
B-620	120	White	Matt	Tag for outdoor or harsh environments	Solvent, heat, abrasion resistant
B-621	120	Clear	Matt	Computer-printable overlamine	Transparent write-on coating
B-969	155	Silver	Matt	Metallised permanent label	Print receptive
<b>Polymide</b>					
B-652	300 (5 min)	Amber	Matt	Top- or bottom-side board application for SMT or Through hole	Withstands extremely high temperatures
<b>Polyolefin</b>					
B-319	130	White	Matt	Sleeve markers	Permanent, non-shrinkable
B-321	120	White/Yellow	Matt	Sleeve markers	Permanent, shrinkable
B-322	120	White/Yellow	Matt	Sleeve markers	Permanent, shrinkable; self-extinguishing
B-330	110	White	Matt	Bundle, conduit and cable marking	Permanent, shrinkable; heat-activated adhesive
B-341	130	White	Matt	Wire marking	2-to 1- shrink ratio; self-extinguishing sleeve, meets the material and physical property of AMS-DTL-23053/5 class 1, SAE AS81531, MIL-STD202 method 215 and UL224
B-342	130	White/Yellow	Matt	Wire marking	3-to 1- shrink ratio; self-extinguishing sleeve, meets the material and physical property of AMS-DTL-23053/5 class 1, SAE AS81531, MIL-STD202 method 215 and UL224
<b>Polypropylene</b>					
B-389	100	White	Matt	Wire marking	Printable rigid inserts designed to be printed and affixed to a wire using carriers
<b>Tedlar® Film</b>					
B-632	130	White	Matt	Printable wire-marker	Self-extinguishing, smear-resistant
B-637	130	White/Yellow	Matt	Printable wire-marker	Self-extinguishing
<b>Vinyl</b>					
B-292	70	White	Matt	Wire and cable labels	Heat and solvent resistant; conformable
B-607	70	White	Matt	Non-removable applications	Tamper resistant
<b>Vinyl Cloth</b>					
B-502	80	White	Matt	General marking	Oil, water and humidity resistant; permanent or removable

Tedlar® is a registered trademark of DuPont.



Brady has hundreds of RoHS compliant materials for you to choose from and we are committed to provide you with the latest information. Simply go to [www.weee.rohs.bradyeurope.com](http://www.weee.rohs.bradyeurope.com) for the latest up-date.



## LS2000 Printer Ribbons

Order Reference	Description
R-5200	R-5200 Black Ribbon



## ID Pro Printer Ribbons

Order Reference	Description
R-7300	R-7300 Black Ribbon
R-5300	R-5300 Black Ribbon



# LS 2000/BMXC/ID Pro Label Index by Part Number

Order Reference	Size (mm)	Order Reference	Size (mm)	Order Reference	Size (mm)
CL-105-499	12.70 x 7.00	CL-917-122	38.10 x 31.75	■ PS-0831-375-WT	9.53 x 50.80
CL-105-502	12.70 x 7.00	CL-917-619	38.10 x 31.75	■ PS-1031-500-WT	12.70 x 50.80
CL-105-607	12.70 x 7.00	CL-917-637	38.10 x 31.75	■ PS-2231-1000-WT	25.40 x 50.80
CL-105-619	12.70 x 7.00	CL-917-969	38.10 x 31.75	■ PS-0231-094-YL	2.39 x 50.80
CL-105-621	12.70 x 7.00	CL-0309-502	16.51 x 40.75	■ PS-0231-125-YL	3.18 x 50.80
CL-105-652	12.70 x 7.00	■ CL-0309-619	16.51 x 40.75	■ PS-0331-187-YL	4.75 x 50.80
CL-105-969	12.70 x 7.00	CL-0309-652	16.51 x 40.75	■ PS-0531-250-YL	6.50 x 50.80
CL-111-122	25.40 x 7.00	■ CL-0311-619	20.32 x 5.08	■ PS-0831-375-YL	9.53 x 50.80
CL-111-499	25.40 x 7.00	■ CL-0311-652	20.32 x 5.08	■ PS-1031-500-YL	12.70 x 50.80
CL-111-502	25.40 x 7.00	■ CL-0411-502	19.05 x 6.35	■ PS-2231-1000-YL	25.40 x 50.80
CL-111-607	25.40 x 7.00	■ CL-0411-619	19.05 x 6.35	▲ PSBXP-111-125	3.18 x 25.40
CL-111-619	25.40 x 7.00	■ CL-0411-652	19.05 x 6.35	▲ PSBXP-111-187	4.75 x 25.40
CL-111-619-BK	28.70 x 12.70	■ CL-0411-969	19.05 x 6.35	▲ PSBXP-114-125	3.18 x 31.75
- incl. 1.57 mm in Black Border		■ CL-0413-619	22.86 x 6.35	▲ PSBXP-114-187	4.75 x 31.75
CL-111-621	25.40 x 7.00	■ CL-0413-652	22.86 x 6.35	▲ PSBXP-211-250	6.35 x 25.40
CL-111-637	25.40 x 7.00	■ CL-0423-619	38.10 x 6.35	▲ PSBXP-214-250	6.35 x 31.75
CL-111-652	25.40 x 7.00	■ CL-0423-652	38.10 x 6.35	▲ PSBXP-311-375	9.53 x 25.40
CL-111-969	25.40 x 7.00	■ CL-0431-502	50.80 x 6.35	▲ PSBXP-314-375	9.53 x 31.75
CL-111-969-BK	28.70 x 12.70	■ CL-0431-619	50.80 x 6.35	▲ PSBXP-411-500	12.70 x 25.40
- incl. 1.57 mm in Black Border		■ CL-0431-652	50.80 x 6.35	▲ PSBXP-414-500	12.70 x 31.75
CL-117-499	38.10 x 7.00	■ CL-0431-969	50.80 x 6.35	PSIDP-111-125	3.18 x 25.40
CL-117-502	38.10 x 7.00	■ CL-0619-502	31.75 x 9.53	PSIDP-111-187	4.75 x 25.40
CL-117-619	38.10 x 7.00	■ CL-0619-619	31.75 x 9.53	PSIDP-211-250	6.35 x 25.40
CL-117-621	38.10 x 7.00	■ CL-0619-969	31.75 x 9.53	PSIDP-311-375	9.53 x 25.40
CL-117-637	38.10 x 7.00	■ CL-0807-619	12.70 x 12.70	PSIDP-411-500	12.70 x 25.40
CL-117-652	38.10 x 7.00	■ CL-1429-619-BK	50.80 x 25.40	PSIDP-111-125-YL	3.18 x 25.40
CL-117-969	38.10 x 7.00	- incl. 1.57 mm in Black Border		PSIDP-111-187-YL	4.75 x 25.40
CL-211-499	25.40 x 10.16	■ CL-1429-969-BK	50.80 x 25.40	PSIDP-211-250-YL	6.35 x 25.40
CL-211-502	25.40 x 10.16	- incl. 1.57 mm in Black Border		PSIDP-311-375-YL	9.53 x 25.40
CL-211-619	25.40 x 10.16	■ CL-1631-502	50.80 x 25.40	PSIDP-411-500-YL	12.70 x 25.40
CL-211-621	25.40 x 10.16	■ CL-1631-619	50.80 x 25.40	■ PSL-1833-619-BK	57.15 x 31.75
CL-211-637	25.40 x 10.16	■ CL-2439-619	63.50 x 38.10	- incl. 1.57 mm in Black Border	
CL-211-652	25.40 x 10.16	■ CL-2439-969	63.50 x 38.10	■ PSL-1833-969-BK	57.15 x 31.75
CL-217-619	25.40 x 10.16	CLW0-217-3	38.10 x 19.05	- incl. 1.57 mm in Black Border	
CL-217-969	25.40 x 10.16	CLW0-217-6	38.10 x 12.70	PSL-311-122	25.40 x 12.70
CL-305-502	12.70 x 12.70	CLW0-217-607	41.40 x 19.05	PSL-311-619	25.40 x 12.70
CL-305-607	12.70 x 12.70	CLW0-217-7	38.10 x 12.70	PSL-311-969	25.40 x 12.70
CL-305-619	12.70 x 12.70	CLW0-317-2	38.10 x 12.70	■ PSL-514-619	31.75 x 19.05
CL-305-652	12.70 x 12.70	CLW0-317-4	38.10 x 12.70	■ PSL-514-969	31.75 x 19.05
CL-305-969	12.70 x 12.70	CLW0-317-5	38.10 x 12.70	■ TB03-502-281	7.14 x 9.14 m
CL-311-122	25.40 x 12.70	■ DM-105-389	12.70 x 3.93	■ TB03-502-312	7.92 x 9.14 m
CL-311-499	25.40 x 12.70	■ DM-105-389-YL	12.70 x 3.93	■ TB05-502-375	9.53 x 9.14 m
CL-311-502	25.40 x 12.70	■ DM-111-389	25.40 x 3.93	WML-117-502-PF	38.10 x 7.00
CL-311-607	25.40 x 12.70	■ DM-111-389-YL	25.40 x 3.93	▲ WML-202-292-4S	6.35 x 19.05
CL-311-619	25.40 x 12.70	● DMIDP-105-389	12.70 x 3.93	- 4 Across	
CL-311-621	25.40 x 12.70	● DMIDP-105-389-YL	12.70 x 3.93	WML-205-292-1	12.70 x 25.40
CL-311-637	25.40 x 12.70	● DMIDP-111-389	25.40 x 3.93	WML-205-292-2S	12.70 x 19.05
CL-311-652	25.40 x 12.70	● DMIDP-111-389-YL	25.40 x 3.93	- 2 Across	
CL-311-969	25.40 x 12.70	▲ ECL-107-502	17.02 x 5.72	WML-205-292-75	12.70 x 19.05
CL-317-122	38.10 x 12.70	▲ ECL-107-619	17.02 x 5.72	WML-211-292-75	25.40 x 19.05
CL-317-499	38.10 x 12.70	▲ ECL-107-652	17.02 x 5.72	WML-211-292-75-BL	25.40 x 19.05
CL-317-502	38.10 x 12.70	▲ ECL-111-502	25.40 x 5.72	WML-211-292-75-BR	25.40 x 19.05
CL-317-619	38.10 x 12.70	▲ ECL-111-619	25.40 x 5.72	WML-211-292-75-GR	25.40 x 19.05
CL-317-619-BK	41.45 x 19.05	▲ ECL-111-652	25.40 x 5.72	WML-211-292-75-GY	25.40 x 19.05
- incl. 1.57 mm in Black Border		▲ ECL-204-619	10.67 x 8.89	WML-211-292-75-OR	25.40 x 19.05
CL-317-637	38.10 x 12.70	▲ ECL-204-652	10.67 x 8.89	WML-211-292-75-PL	25.40 x 19.05
CL-317-969-BK	41.45 x 19.05	▲ ECL-211-502	25.40 x 8.89	WML-211-292-75-RD	25.40 x 19.05
- incl. 1.57 mm in Black Border		▲ ECL-211-619	25.40 x 8.89	WML-211-292-75-YL	25.40 x 19.05
CL-511-122	25.40 x 19.50	▲ ECL-311-502	25.40 x 12.07	▲ WML-302-292-4S	6.35 x 31.75
CL-517-122	38.10 x 19.50	▲ ECL-311-619	25.40 x 12.07	- 4 Across	
CL-517-619	38.10 x 19.50	■ PS-0231-094-WT	2.39 x 50.80	▲ WML-305-292	12.70 x 31.75
CL-517-621	38.10 x 19.50	■ PS-0231-125-WT	3.18 x 50.80		
CL-517-637	38.10 x 19.50	■ PS-0331-187-WT	4.75 x 50.80		
CL-517-969	38.10 x 19.50	■ PS-0531-250-WT	6.35 x 50.80		

Which product for which printer :

■ = LS2000    ▲ = LS2000+ BMXC    ● = IDPro

Part numbers with no sign can be used for all printers LS2000, BMXC, IDPro

# LS 2000/BMXC/ID Pro Label Index by Part Number

Order Reference	Size (mm)	Order Reference	Size (mm)	Order Reference	Size (mm)
▲ WML-305-292-2S	12.70 x 31.75 - 2 Across	WML-517-292-OR	38.10 x 63.50	■ WML-1231-292-22	50.80 x 57.15
▲ WML-305-499	12.70 x 12.70	WML-517-292-PL	38.10 x 63.50	■ WML-1231-292-30	50.80 x 76.20
▲ WML-305-502	12.70 x 12.70	WML-517-292-RD	38.10 x 63.50	■ WML-2411-502	20.32 x 38.10
▲ WML-305-632	12.70 x 12.70	WML-517-292-YL	38.10 x 63.50	■ WML-2431-292-60	50.80 x 152.40
▲ WML-308-292-2S	19.05 x 31.75 - 2 Across	WML-517-499	38.10 x 19.05	■ WML-2431-292-60-BL	50.80 x 152.40
▲ WML-311-292	25.40 x 31.75	WML-517-502	38.10 x 19.05	■ WML-2431-292-75	50.80 x 190.50
▲ WML-311-292-BL	25.40 x 31.75	WML-705-499	12.70 x 25.40	WMS-105-319	12.70 x 8.90
▲ WML-311-292-BR	25.40 x 31.75	WML-705-502	12.70 x 25.40	WMS-105-321	12.70 x 8.90
▲ WML-311-292-GR	25.40 x 31.75	WML-705-632	12.70 x 25.40	WMS-105-322	12.70 x 8.90
▲ WML-311-292-GY	25.40 x 31.75	WML-711-292	25.40 x 101.60	WMS-111-319	25.40 x 8.90
▲ WML-311-292-OR	25.40 x 31.75	WML-711-499	25.40 x 25.40	WMS-111-321	25.40 x 8.90
▲ WML-311-292-PL	25.40 x 31.75	WML-711-502	25.40 x 25.40	WMS-111-322	25.40 x 8.90
▲ WML-311-292-RD	25.40 x 31.75	WML-711-632	25.40 x 25.40	WMS-117-319	38.10 x 8.90
▲ WML-311-292-YL	25.40 x 31.75	WML-717-292	38.10 x 101.60	WMS-117-321	38.10 x 8.90
WML-317-292	38.10 x 31.75	WML-717-292-BL	38.10 x 101.60	WMS-117-322	38.10 x 8.90
▲ WML-502-502-2S	6.35 x 19.05 - 2 Across	WML-717-292-BR	38.10 x 101.60	WMS-205-319	12.70 x 12.70
▲ WML-502-502-4S	6.35 x 19.05 - 4 Across	WML-717-292-GR	38.10 x 101.60	WMS-205-321	12.70 x 12.70
WML-505-499	12.70 x 19.05	WML-717-292-GY	38.10 x 101.60	WMS-205-322	12.70 x 12.70
WML-505-499-2S	12.70 x 19.05 - 2 Across	WML-717-292-OR	38.10 x 101.60	WMS-211-319	25.40 x 12.70
WML-505-502	12.70 x 19.05	WML-717-292-PL	38.10 x 101.60	WMS-211-321	25.40 x 12.70
WML-505-502-2S	12.70 x 19.05 - 2 Across	WML-717-292-RD	38.10 x 101.60	WMS-211-322	25.40 x 12.70
WML-505-632	12.70 x 19.05	WML-717-292-YL	38.10 x 101.60	WMS-217-319	25.40 x 12.70
WML-508-502-2S	19.05 x 19.05 - 2 Across	▲ WML-902-502-2S	6.35 x 31.75 - 2 Across	WMS-217-321	25.40 x 12.70
WML-511-292	25.40 x 63.50	▲ WML-902-502-4S	6.35 x 31.75 - 4 Across	WMS-217-322	38.10 x 12.70
WML-511-292-YL	25.40 x 63.50	WML-905-499	12.70 x 31.75	WMS-411-319	25.40 x 19.05
WML-511-499	25.40 x 19.05	WML-905-499-2S	12.70 x 31.75 - 2 Across	WMS-411-321	25.40 x 19.05
WML-511-502	25.40 x 19.05	WML-905-502	12.70 x 31.75	WMS-411-322	25.40 x 19.05
WML-511-632	25.40 x 19.05	WML-905-502-2S	12.70 x 31.75 - 2 Across	WMS-417-319	38.10 x 25.40
WML-517-292	38.10 x 63.50	WML-905-632	12.70 x 31.75	WMS-417-321	38.10 x 25.40
WML-517-292-BL	38.10 x 63.50	WML-911-499	25.40 x 31.75	WMS-417-322	38.10 x 25.40
WML-517-292-BR	38.10 x 63.50	WML-911-502	25.40 x 31.75	WMS-611-319	25.40 x 25.40
WML-517-292-GR	38.10 x 63.50	WML-911-632	25.40 x 31.75	WMS-611-321	25.40 x 25.40
WML-517-292-GY	38.10 x 63.50	WML-917-499	38.10 x 31.75	WMS-611-322	25.40 x 25.40
		WML-917-502	38.10 x 31.75	WMS-617-319	38.10 x 25.40
		■ WML-0811-292	20.32 x 38.10	WMS-617-321	38.10 x 25.40
		■ WML-1215-292	25.40 x 57.15	WMS-617-322	38.10 x 25.40
				▲ WRCM-711-637-YL	25.40 x 15.24 m
				▲ WRCM-717-637-YL	38.10 x 15.24 m

Which product for which printer :

■ = LS2000

▲ = LS2000+ BMXC

● = IDPro

Part numbers with no sign can be used for all printers LS2000, BMXC, IDPro

Please visit our website, for a full list of available parts for the LS2000, ID Pro and BMXC printers