

# Sta-Kon® Insulated Ferrules



## Features

- Ferrules ensure reliable electrical connections when terminating conductors in screw clamp terminal blocks.
- Fraying and breaking of wire strands is prevented and the possibility of an unreliable connection is minimized.
- Insulated ferrules prevent conductor breakage due to bending, wire stress or vibration, while facilitating wire insertions into the terminal block clamp.
- Ferrules are the preferred alternative to twisting wire stands or tinning the wire end before terminating into a terminal block.
- Ferrules are thin-walled copper tubes, which are mechanically crimped onto the ends of stranded wires.
- They are easy to use – simply strip the wire, slide the ferrule onto the end of the wire and crimp.

## How to Apply a Ferrule

- Strip the insulation from the end of the wire and insert into the insulated end of the ferrule.
- Using the designated crimping tool, place the metal shaft into the tool's appropriate slot. Compress the tool to make a crescent-shape depression along the length of the ferrule.
- Insert the crimped ferrule into the terminal block.
- Tighten the ferrule and wire into the terminal block.

## Materials

- High conductivity copper
- Tin plating

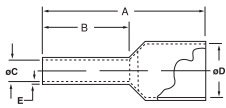
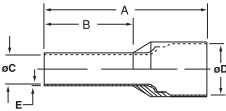


## Insulated Ferrules

Cat. No.	Conductor Section		Colour	Dimensions Inches/MM					Installation Tooling	Bag Pkg. Qty.	Case Pkg. Qty.
	AWG	MM <sup>2</sup>		A	B	øC	øD	E			
F2020	20	0.50	WHITE	.453 / 11.5	.236 / 6.0	.043 / 1.1	.098 / 2.5	.006 / 0.15	T1, T3 & ERG4	500	5000
F2021	20	0.50	WHITE	.531 / 13.5	.315 / 8.0	.043 / 1.1	.098 / 2.5	.006 / 0.15	T1, T3 & ERG4	500	10000
F2022	20	0.50	WHITE	.610 / 15.5	.394 / 10.0	.043 / 1.1	.098 / 2.5	.006 / 0.15	T1, T3 & ERG4	500	5000
F2023	18	0.75	GREY	.472 / 12.0	.236 / 6.0	.051 / 1.3	.110 / 2.8	.006 / 0.15	T1, T3 & ERG4	500	5000
F2024	18	0.75	GREY	.551 / 14.0	.315 / 8.0	.051 / 1.3	.110 / 2.8	.006 / 0.15	T1, T3 & ERG4	500	10000
F2025	18	0.75	GREY	.630 / 16.0	.394 / 10.0	.051 / 1.3	.110 / 2.8	.006 / 0.15	T1, T3 & ERG4	500	5000
F2026	18	0.75	GREY	.709 / 18.0	.472 / 12.0	.051 / 1.3	.110 / 2.8	.006 / 0.15	T1, T3 & ERG4	500	5000
F2027	18-17	1.00	RED	.492 / 12.5	.236 / 6.0	.059 / 1.5	.118 / 3.0	.006 / 0.15	T1, T3 & ERG4	500	5000
F2028	18-17	1.00	RED	.571 / 14.5	.315 / 8.0	.059 / 1.5	.118 / 3.0	.006 / 0.15	T1, T3 & ERG4	500	10000
F2029	18-17	1.00	RED	.650 / 16.5	.394 / 10.0	.059 / 1.5	.118 / 3.0	.006 / 0.15	T1, T3 & ERG4	500	5000
F2030	18-17	1.00	RED	.728 / 18.5	.472 / 12.0	.059 / 1.5	.118 / 3.0	.006 / 0.15	T1, T3 & ERG4	500	5000
F2031	16	1.50	BLACK	.571 / 14.5	.315 / 8.0	.071 / 1.8	.134 / 3.4	.006 / 0.15	T1, T3 & ERG4	500	10000
F2032	16	1.50	BLACK	.650 / 16.5	.394 / 10.0	.071 / 1.8	.134 / 3.4	.006 / 0.15	T1, T3 & ERG4	500	5000
F2033	16	1.50	BLACK	.728 / 18.5	.472 / 12.0	.071 / 1.8	.134 / 3.4	.006 / 0.15	T1, T3 & ERG4	500	5000
F2034	16	1.50	BLACK	.965 / 24.5	.708 / 18.0	.071 / 1.8	.134 / 3.4	.006 / 0.15	T1, T3 & ERG4	500	5000
F2035	14	2.50	BLUE	.591 / 15.0	.315 / 8.0	.091 / 2.3	.165 / 4.2	.006 / 0.15	T1, T3 & ERG4	500	10000
F2036	14	2.50	BLUE	.748 / 19.0	.472 / 12.0	.091 / 2.3	.165 / 4.2	.006 / 0.15	T1, T3 & ERG4	500	5000
F2037	14	2.50	BLUE	.984 / 25.0	.708 / 18.0	.091 / 2.3	.165 / 4.2	.006 / 0.15	T1, T3 & ERG4	500	5000
F2038	12	4.00	GREY	.889 / 17.5	.394 / 10.0	.114 / 2.9	.189 / 4.8	.008 / 0.20	T3 & ERG4	500	5000
F2039	12	4.00	GREY	.787 / 20.0	.472 / 12.0	.114 / 2.9	.189 / 4.8	.008 / 0.20	T3 & ERG4	500	5000
F2040	12	4.00	GREY	1.024 / 26.0	.708 / 18.0	.114 / 2.9	.189 / 4.8	.008 / 0.20	T3 & ERG4	100	1000
F2041	10	6.00	YELLOW	.787 / 20.0	.472 / 12.0	.142 / 3.6	.244 / 6.2	.008 / 0.20	T3 & ERG4	100	1000
F2042	10	6.00	YELLOW	.984 / 25.0	.708 / 18.0	.142 / 3.6	.244 / 6.2	.008 / 0.20	T3 & ERG4	100	1000
F2043	8	10.00	RED	.827 / 21.0	.472 / 12.0	.181 / 4.6	.295 / 7.5	.008 / 0.20	T3 & ERG4	100	1000
F2044	8	10.00	RED	1.063 / 27.0	.708 / 18.0	.181 / 4.6	.295 / 7.5	.008 / 0.20	T3 & ERG4	100	1000
F2045	6	16.00	BLUE	.906 / 23.0	.472 / 12.0	.236 / 6.0	.346 / 8.8	.008 / 0.20	ERG4	100	1000
F2046	6	16.00	BLUE	1.142 / 29.0	.708 / 18.0	.236 / 6.0	.346 / 8.8	.008 / 0.20	ERG4	50	1000
F2047	4	25.00	YELLOW	1.142 / 29.0	.630 / 16.0	.295 / 7.5	.433 / 11.0	.008 / 0.20	ERG4	50	500
F2048	4	25.00	YELLOW	1.220 / 31.0	.708 / 18.0	.295 / 7.5	.433 / 11.0	.008 / 0.20	ERG4	50	500
F2049	4	25.00	YELLOW	1.378 / 35.0	.866 / 22.0	.295 / 7.5	.433 / 11.0	.008 / 0.20	ERG4	50	500
F2050	2	35.00	RED	1.181 / 30.0	.630 / 16.0	.335 / 8.5	.492 / 12.5	.008 / 0.20	ERG4	50	500
F2051	2	35.00	RED	1.260 / 32.0	.708 / 18.0	.335 / 8.5	.492 / 12.5	.008 / 0.20	ERG4	50	500
F2052	2	35.00	RED	1.535 / 39.0	.984 / 25.0	.335 / 8.5	.492 / 12.5	.008 / 0.20	ERG4	50	500
F2053	1/0	50.00	BLUE	1.417 / 36.0	.787 / 20.0	.413 / 10.5	.591 / 15.0	.014 / 0.35	ERG4	50	500
F2054	1/0	50.00	BLUE	1.614 / 41.0	.984 / 25.0	.413 / 10.5	.591 / 15.0	.014 / 0.35	ERG4	50	500
F4004	26	0.14	GREY	.413/10.5	.236/6.0	.031/.80	.079/2.0	.010/.25	T3, ERG4	500	10,000
F4005	26	0.14	GREY	.492/12.5	.315/8.0	.031/.80	.079/2.0	.010/.25	T3, ERG4	500	10,000
F4006	24	0.25	YELLOW	.413/10.5	.236/6.0	.031/.80	.079/2.0	.010/.25	T3, ERG4	500	10,000
F4007	24	0.25	YELLOW	.492/12.5	.315/8.0	.031/.80	.079/2.0	.010/.25	T3, ERG4	500	10,000
F4008	22	0.34	PURPLE	.413/10.5	.236/6.0	.031/.80	.079/2.0	.010/.25	T3, ERG4	500	10,000
F4009	22	0.34	PURPLE	.492/12.5	.315/8.0	.031/.80	.079/2.0	.010/.25	T3, ERG4	500	10,000

Ferrule Dimensions conform to DIN 46228. Part 4.

# Sta-Kon® Insulated Ferrules



## Insulated Twin Ferrules

Cat. No.	Conductor Section		Colour	Dimensions Inches/MM					Installation Tooling	Bag Pkg. Qty.	Case Pkg. Qty.
	AWG	MM <sup>2</sup>		A	B	øC	øD	E			
F8000	2x 20	2x 0.50	WHITE	.591 / 15.0	.315 / 8.0	.059 / 1.5	.177 / 4.5	.010 / 0.25	T3	500	5000
F8001	2x 18	2x 0.75	GREY	.591 / 15.0	.315 / 8.0	.071 / 1.8	.201 / 5.1	.010 / 0.25	T3	500	5000
F8002	2x 18	2x 0.75	GREY	.669 / 17.0	.394 / 10.0	.071 / 1.8	.201 / 5.1	.006 / 0.15	T3	500	5000
F8003	2x 17	2x 1.00	RED	.591 / 15.0	.315 / 8.0	.081 / 2.05	.201 / 5.1	.006 / 0.15	T3	500	5000
F8005	2x 17	2x 1.00	RED	.669 / 17.0	.394 / 10.0	.081 / 2.05	.201 / 5.1	.006 / 0.15	T3	500	5000
F8006	2x 16	2x 1.50	BLACK	.630 / 16.0	.315 / 8.0	.091 / 2.3	.252 / 6.4	.006 / 0.15	T3	500	5000
F8007	2x 16	2x 1.50	BLACK	.787 / 20.0	.472 / 12.0	.091 / 2.3	.252 / 6.4	.006 / 0.15	T3	500	5000
F8008	2x 14	2x 2.50	BLUE	.728 / 18.5	.394 / 10.0	.114 / 2.9	.295 / 7.5	.006 / 0.15	T3	500	5000
F8009	2x 14	2x 2.50	BLUE	.846 / 21.5	.512 / 13.0	.114 / 2.9	.295 / 7.5	.006 / 0.15	T3	500	5000
F8010	2x 12	2x 4.00	GREY	.906 / 23.0	.472 / 12.0	.150 / 3.8	.339 / 8.6	.006 / 0.15	ERG4 / 6MM DIE	100	1000
F8011	2x 10	2x 6.00	YELLOW	.984 / 25.0	.551 / 14.0	.193 / 4.9	.378 / 9.6	.008 / 0.20	ERG4 / 10MM DIE	100	1000

Ferrule Dimensions conform to DIN 46228, Part 4.

## Insulated Ferrules (Old DIN and French Standards)

Cat. No.	Style	Conductor Section		Colour	Dimensions Inches/MM					Installation Tooling	Bag Pkg. Qty.	Case Pkg. Qty.
		AWG	MM <sup>2</sup>		A	B	øC	øD	E			
F4000	OLD DIN	20	0.50	ORANGE	.571 / 14.5	.315 / 8.0	.043 / 1.1	.102 / 2.6	.006 / 0.15	T1, T3 & ERG4	500	10000
F4001	OLD DIN	18	0.75	WHITE	.571 / 14.5	.315 / 8.0	.051 / 1.3	.110 / 2.8	.006 / 0.15	T1, T3 & ERG4	500	10000
F4002	OLD DIN	18-17	1.00	YELLOW	.571 / 14.5	.315 / 8.0	.059 / 1.5	.118 / 3.0	.006 / 0.15	T1, T3 & ERG4	500	10000
F4003	OLD DIN	16	1.50	RED	.571 / 14.5	.315 / 8.0	.071 / 1.8	.134 / 3.4	.006 / 0.15	T1, T3 & ERG4	500	10000
F4004		26	0.14	GREY	.413/10.5	.236/6.0	.031/0.80	.079/2.0	.010/0.25	T3, ERG4	500	10,000
F4005		26	0.14	GREY	.492/12.5	.315/8.0	.031/0.80	.079/2.0	.010/0.25	T3, ERG4	500	10,000
F4006		24	0.25	YELLOW	.413/10.5	.236/6.0	.031/0.80	.079/2.0	.010/0.25	T3, ERG4	500	10,000
F4007		24	0.25	YELLOW	.492/12.5	.315/8.0	.031/0.80	.079/2.0	.010/0.25	T3, ERG4	500	10,000
F4008		22	0.34	PURPLE	.413/10.5	.236/6.0	.031/0.80	.079/2.0	.010/0.25	T3, ERG4	500	10,000
F4009		22	0.34	PURPLE	.492/12.5	.315/8.0	.031/0.80	.079/2.0	.010/0.25	T3, ERG4	500	10,000
F4020	OLD DIN	14	2.50	BLUE	.571 / 14.5	.315 / 8.0	.091 / 2.3	.165 / 4.2	.006 / 0.15	T1, T3 & ERG4	500	10000
F4021	FRENCH	20	0.50	WHITE	.571 / 14.5	.315 / 8.0	.043 / 1.1	.102 / 2.6	.006 / 0.15	T1, T3 & ERG4	500	10000
F4023	FRENCH	18	0.75	Lt BLUE	.571 / 14.5	.315 / 8.0	.051 / 1.3	.110 / 2.8	.006 / 0.15	T1, T3 & ERG4	500	10000
F4024	FRENCH	18-17	1.00	RED	.571 / 14.5	.315 / 8.0	.059 / 1.5	.118 / 3.0	.006 / 0.15	T1, T3 & ERG4	500	10000
F4027	FRENCH	16	1.50	BLACK	.571 / 14.5	.315 / 8.0	.071 / 1.8	.134 / 3.4	.006 / 0.15	T1, T3 & ERG4	500	10000
F4028	FRENCH	14	2.50	GREY	.571 / 14.5	.315 / 8.0	.091 / 2.3	.165 / 4.2	.006 / 0.15	T1, T3 & ERG4	500	10000

Ferrule Dimensions conform to DIN 46228, Part 4.


## Tooling for Sta-Kon® Insulated Ferrules

Cat. No.	Description	Std. Pkg.
T1	Sta-Kon® Crimp tool for wire ferrules #20-14 AWG – insulated handle	1
T3	Sta-Kon® Crimp tool for wire ferrules #26-10 AWG – insulated handle	1
ERG4	Comfort Crimp® Sta-Kon® Crimp Tool with Shure-Stake® mechanism, for installing wire ferrules #26-1 AWG. 4 interchangeable die sets included. Insulated handle. Packaged in sturdy plastic carrying case.	1

ERG3000 Dies available.



T1



T3



ERG4