



## Features:

- Glass passivated chip junction
- High efficiency, Low VF
- High current capability
- High reliability
- High surge current capability
- Low power loss

## Specifications:

### Mechanical Data:

Cases	: Moulded plastic
Lead	: Pure tin plated, lead free, solderable per MIL-STD-202, Method 208 guaranteed
Polarity	: Colour band denotes cathode
High temperature soldering guaranteed	: 260°C/10 seconds/0.375", (9.5mm) lead lengths at 5lbs., (2.3kg) tension
Weight	: 1.2g

## Maximum Ratings and Electrical Characteristics:

Rating at 25°C ambient temperature unless otherwise specified.

Single phase, half wave, 60Hz, resistive or inductive load.

For capacitive load, derate current by 20%.

Type Number	Symbol	1N5402G	1N5406G	1N5408G	Units
Maximum Recurrent Peak Reverse Voltage	$V_{RRM}$	200	600	1,000	
Maximum RMS Voltage	$V_{RMS}$	140	420	700	V
Maximum DC Blocking Voltage	$V_{DC}$	200	600	1,000	
Maximum Average Forward Rectified Current 0.375 inch (9.5mm) Lead Length at $T_A = 60^\circ\text{C}$	$I_{(AV)}$	3			A
Peak Forward Surge Current, 8.3ms Single Half Sine-wave Superimposed on Rated Load (JEDEC method)	$I_{FSM}$	125			
Maximum Instantaneous Forward Voltage at 3.0A	$V_F$	1			V

# Standard Diode



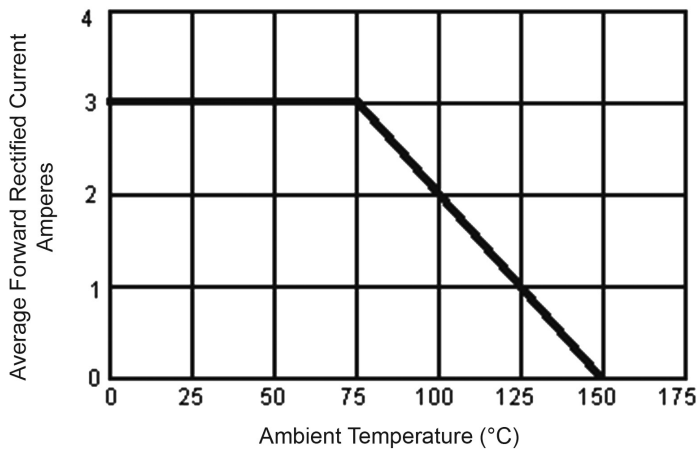
Type Number	Symbol	1N5402G	1N5406G	1N5408G	Units
Maximum DC Reverse Current at $T_A = 25^\circ\text{C}$ at Rated DC Blocking Voltage at $T_A = 125^\circ\text{C}$	$I_R$	5 100		$\mu\text{A}$ $\mu\text{A}$	
Typical Junction Capacitance ( Note 1 )	$C_j$	25			pF
Typical Thermal Resistance ( Note 2 )	$R_{\theta JA}$	45			$^\circ\text{C}/\text{W}$
Operating and Storage Temperature Range	$T_J, T_{STG}$	-65 to +150			$^\circ\text{C}$

**Notes 1:** Measured at 1MHz and Applied Reverse Voltage of 4V DC.

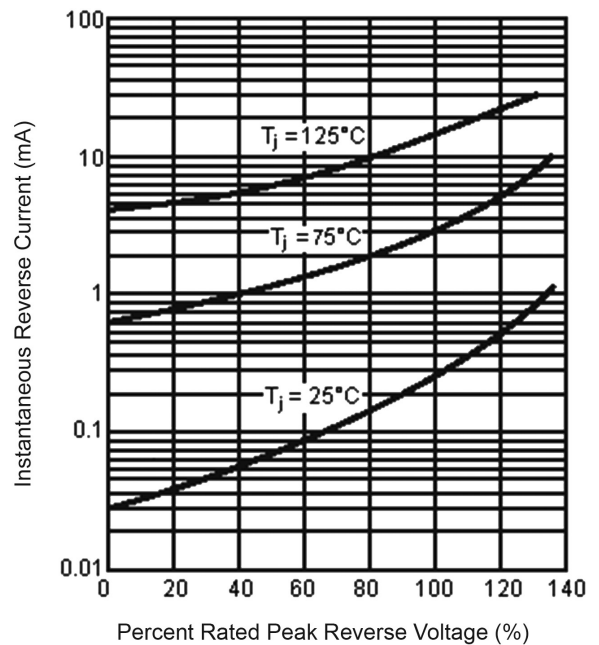
**Notes 2:** Mount on Cu-Pad Size 16mm × 16mm on PCB.

## Ratings and Characteristic Curves (1N5402G, 1N5406G and 1N5408G)

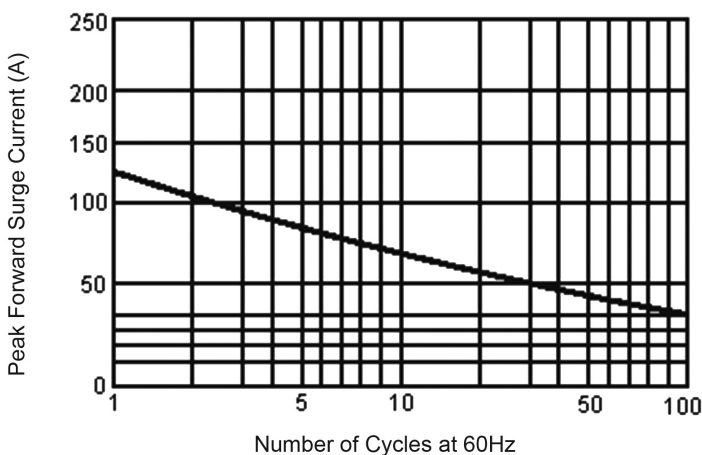
Maximum Forward Current Derating Curve



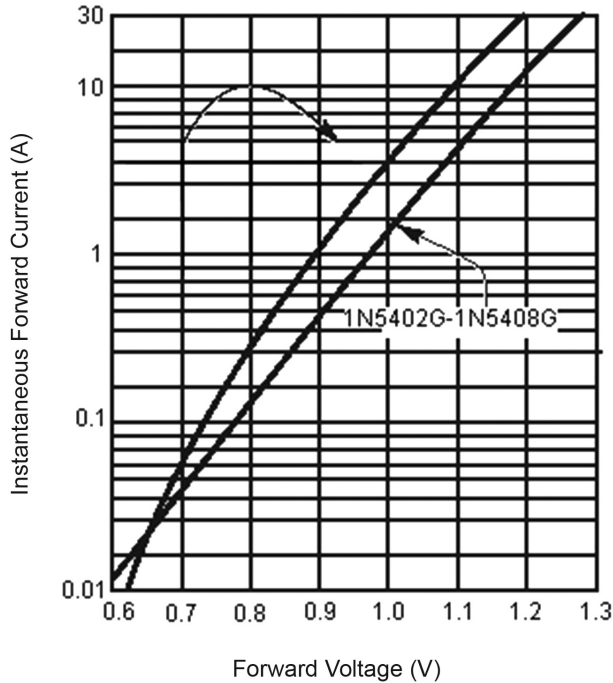
Typical Reverse Characteristics Per Leg



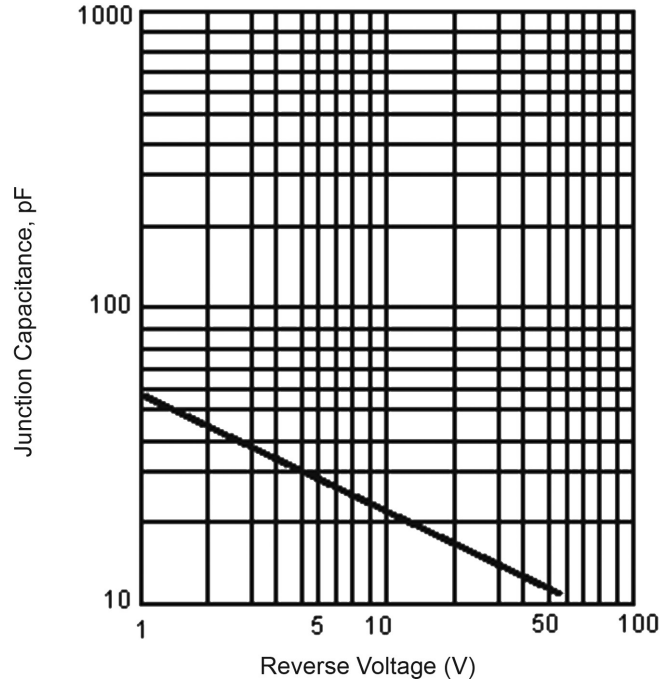
Maximum Non-Repetitive Forward Surge Current



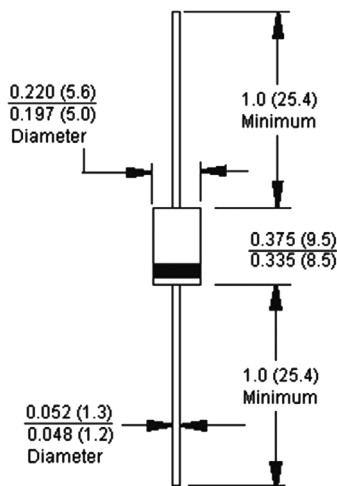
Typical Forward Voltage



Typical Junction Capacitance



## DO-201AD



Dimensions : Inches (Millimetres)

## Part Number Table

Description	Part Number
Diode, Standard, 3A, 200V	1N5402G
Diode, Standard, 3A, 600V	1N5406G
Diode, Standard, 3A, 1,000V	1N5408G

**Important Notice :** This data sheet and its contents (the "Information") belong to the members of the Premier Farnell group of companies (the "Group") or are licensed to it. No licence is granted for the use of it other than for information purposes in connection with the products to which it relates. No licence of any intellectual property rights is granted. The Information is subject to change without notice and replaces all data sheets previously supplied. The Information supplied is believed to be accurate but the Group assumes no responsibility for its accuracy or completeness, any error in or omission from it or for any use made of it. Users of this data sheet should check for themselves the Information and the suitability of the products for their purpose and not make any assumptions based on information included or omitted. Liability for loss or damage resulting from any reliance on the Information or use of it (including liability resulting from negligence or where the Group was aware of the possibility of such loss or damage arising) is excluded. This will not operate to limit or restrict the Group's liability for death or personal injury resulting from its negligence. Multicomp is the registered trademark of the Group. © Premier Farnell plc 2012.