

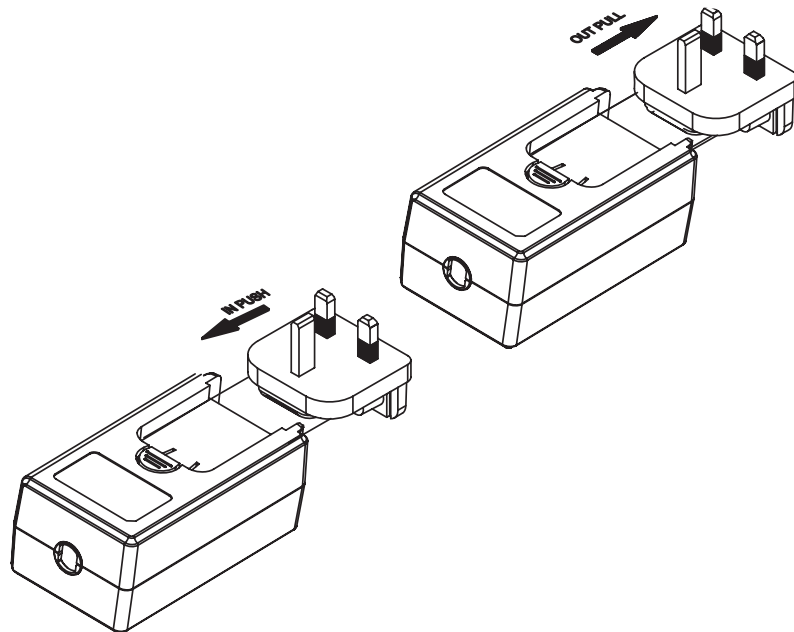


IDEALPOWER

experts in power conversion

Ideal Power Ltd Product Specification Document

Description	Ext. PSU
Model Number	25HK-AB-050A400-CP
Revision	A3
Notes	-



CUSTOMER APPROVED SIGNATURES			VENDOR APPROVED SIGNATURES		

Ideal Power Ltd

Ideal Power, Ideal House, Tree Beech Enterprise Park, Gunn, Barnstaple, Devon, EX32 7NZ, England, UK

Tel: +44 (0) 845 260 3400

Email: sales@idealpower.co.uk

Web: www.idealpower.co.uk

REV	DATE	DESCRIPTION	REMARKS
A1	12.07.25	變更：1.添加承認書中的安規標準。 2. 更換說明書。 3.在銘版中追加PSE MARK & China ROHS,及添加澳規LOGO的證書號碼，更新銘板和承認書，銘板材質改為合成紙+上光.	繆小惠
A2	12.08.02	變更：將DC線材改為1.2m製作.	繆小惠
A3	13.06.13	依客戶要求：1. 輸出範圍改為4.75-5.25V. (Change 3.2 Output Regulation to: 4.75-5.25V) . 2.白盒上蓋加客戶P/N:25HK-AB-050A400-CP 和 RoHS. (change the box and add the printing on the box) . 3.銘板增加CUL mark 及更新PSE證書. (add CUL and PSE Mark on the label) .	李丹
SAFETY APPROVAL:		ENGINEER APPROVAL:	
		ELECTRICAL	STRUCTURAL
張偉松		歐陽建瓊	胡鵬

CONTENTS

1. INTRODUCTION
2. INPUT REQUIREMENTS
3. OUTPUT REQUIREMENTS
4. EFFICIENCY
5. LINE REGULATION
6. HOLD UP TIME
7. TURN ON TIME
8. TEMPERATURE COEFFICIENT
9. DIELECTRIC STRENGTH (Hi-Pot) TEST
10. INSULATION RESISTANCE
11. PROTECTION
12. ENVIRONMENTAL CONDITIONS
13. EMI/ EMC
14. RELIABILITY AND QUALITY CONTROL
15. SAFETY
16. OVERALL DRAWING
17. USE SPECIFICATION
18. PACKING
19. MARKING

1.0 INTRODUCTION

This document specifies a switching power supply with a output of +5V, and electronic process. The switching power supply will provide power for technology equipments including electrical business equipment. The adaptor meets the requirement of lead free and RoHS.

2.0 INPUT REQUIREMENTS

2.1 Input Voltage Range: 100(-10%)VAC to 240(+10%)VAC

2.2 Input Frequency Range: 47 Hz to 63 Hz

2.3 Input Power Consumption at no-load : 0.3W Max

2.4 Input In-rush Current: 50A Max

2.5 Input Current: 0.8A Max

3.0 OUTPUT REQUIREMENTS

3.1 Output Voltage: +5V

3.2 Output Regulation: 4.75-5.25V

3.3 Output Load Range: 4.0A

3.4 Output Ripple & Noise: 120mV Max @20MHz bandwidth with
10UF/50V capacitance and 104/50V ceramic capacitor.

4.0 EFFICIENCY: $\geq 78.57\%$ @ average of 25/50/75/100% loads 115V&230VAC input

5.0 LINE REGULATION: $\pm 2\%$ maximum

6.0 HOLD UP TIME: 10ms Min at 110VAC full load.

7.0 TURN ON TIME: 2S Max at 110VAC full load.

8.0 TEMPERATURE COEFFICIENT: 0.05%/°C

9.0 DIELECTRIC STRENGTH (Hi-Pot) TEST

9.1 Finished product withstands AC 3.0KV, for 2 second, 4mA Max primary to secondary.

9.2 Finished product withstands AC 3.0KV, for 2 second, 4mA Max primary to case.

10.0 INSULATION RESISTANCE

Primary to secondary: 50M OHM to 500VDC.

11.0 PROTECTION

11.1 Input Protection

The switching power supply has a 2 Amps inner current fuse to protect itself.

11.2 Output Protection

11.2.1 Output Current:

Overload conditions shall decrease the output voltage. Removal of an output overload shall provide automatic recovery for the output voltage.

11.2.2 Short Circuit Protection: Auto Recovery.

12.0 ENVIRONMENTAL CONDITIONS

The switching power supply can withstand the following environmental conditions:

12.1 Storage Temperature: -20°C ~ +70 °C

Relative Humidity: 10% ~ 95%

12.2 Operation Temperature: 0°C ~ 40°C

Relative Humidity: 10% ~ 95%

13.0 EMI / EMC

The switching power supply has approved by the following standards:

FCC PART 15B AS/NZS 55022/55024 J55022(H22)

(1) EN55022(EN61000-3-2.EN61000-3-3)

(2) EN55024(IEC61000-4-2.IEC61000-4-3.IEC61000-4-4.
IEC61000-4-6.IEC61000-4-8.IEC61000-4-11.)

14.0 RELIABILITY AND QUALITY CONTROL

14.1 Burn-in

The burn-in test will be performed at least 2 hours at 40 centigrade degrees under full load condition.

14.2 MTBF

When the operation is complying with this specification, the switching power supply's MTBF will be 50,000 hours at 25 centigrade degrees.

15.0 SAFETY

The switching power supply has approved by the following safety standards:

UL60950-1 2nd Edition ,2007-03-27 CSA C22.2 NO.60950-1-07,

2nd Edition.2007-03 EN 60950-1:2006+A11+A1+A12

BS EN60950-1:2006+A1+A12 AS/NZS 60950.1:2011

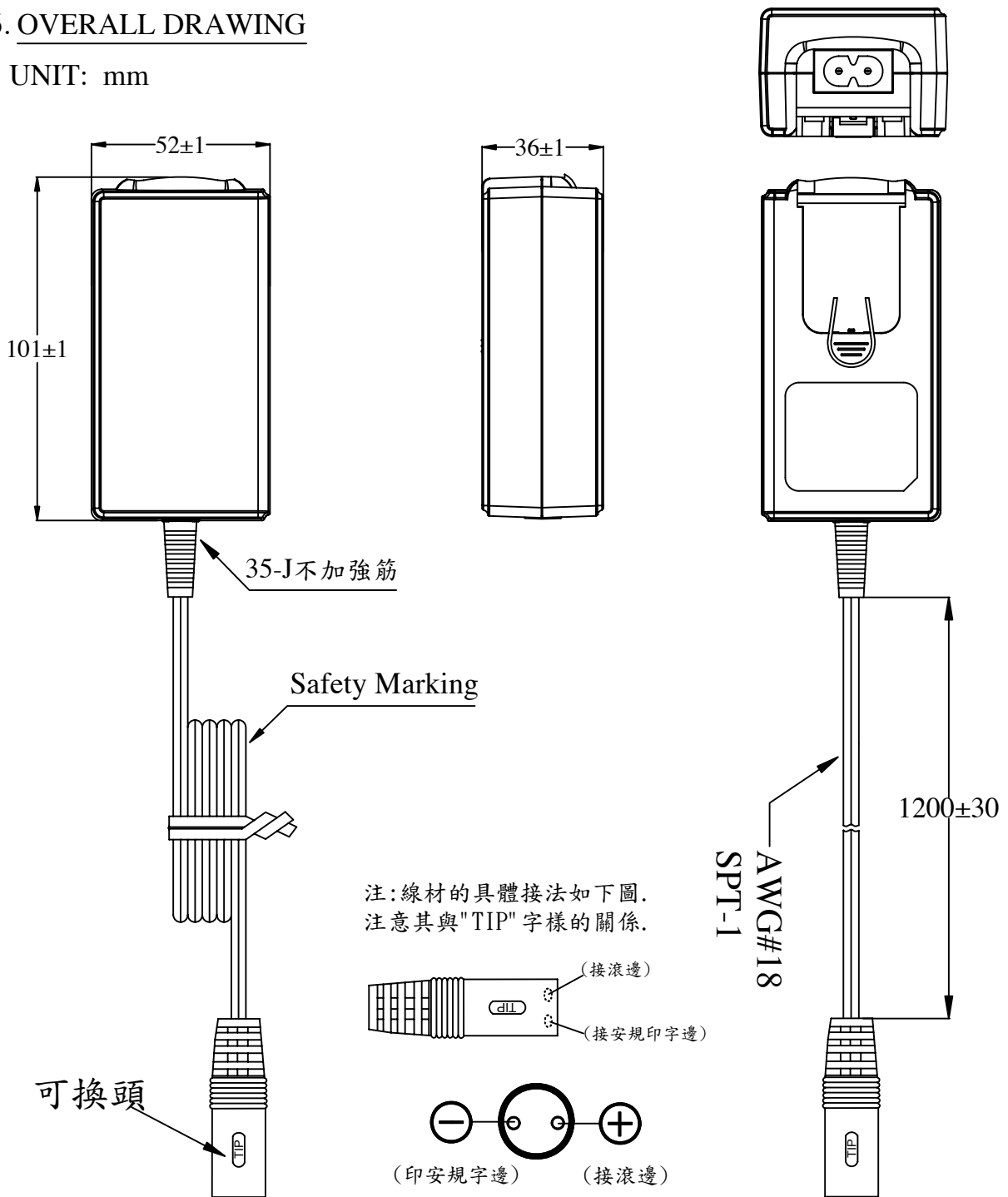
電気用品の技術上の基準を定める省令第2項

Article 2 of The Technical Requirements of the METI Ordinance

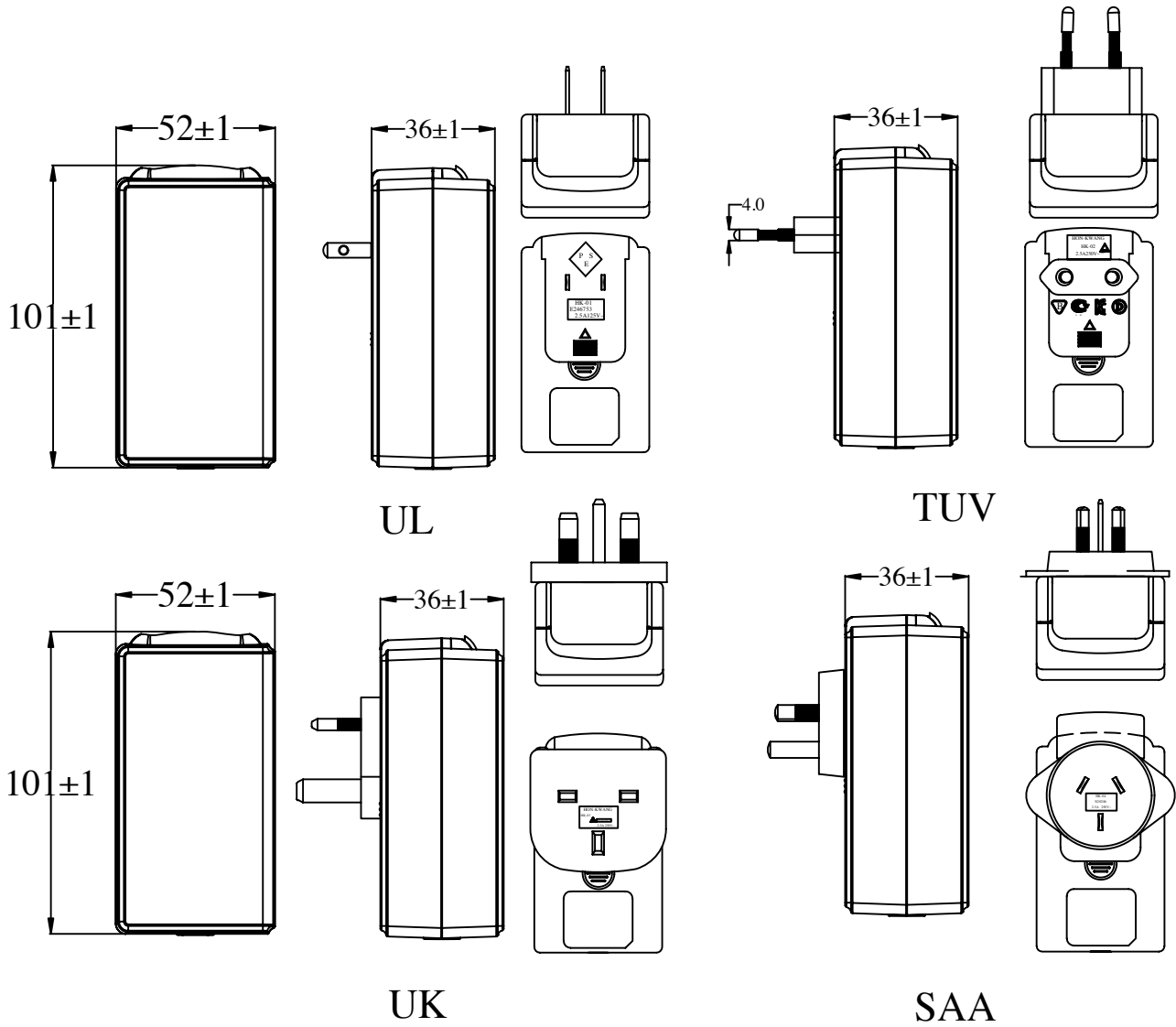
J60950-1 (H22) 及び J55022 (H22)

16. OVERALL DRAWING

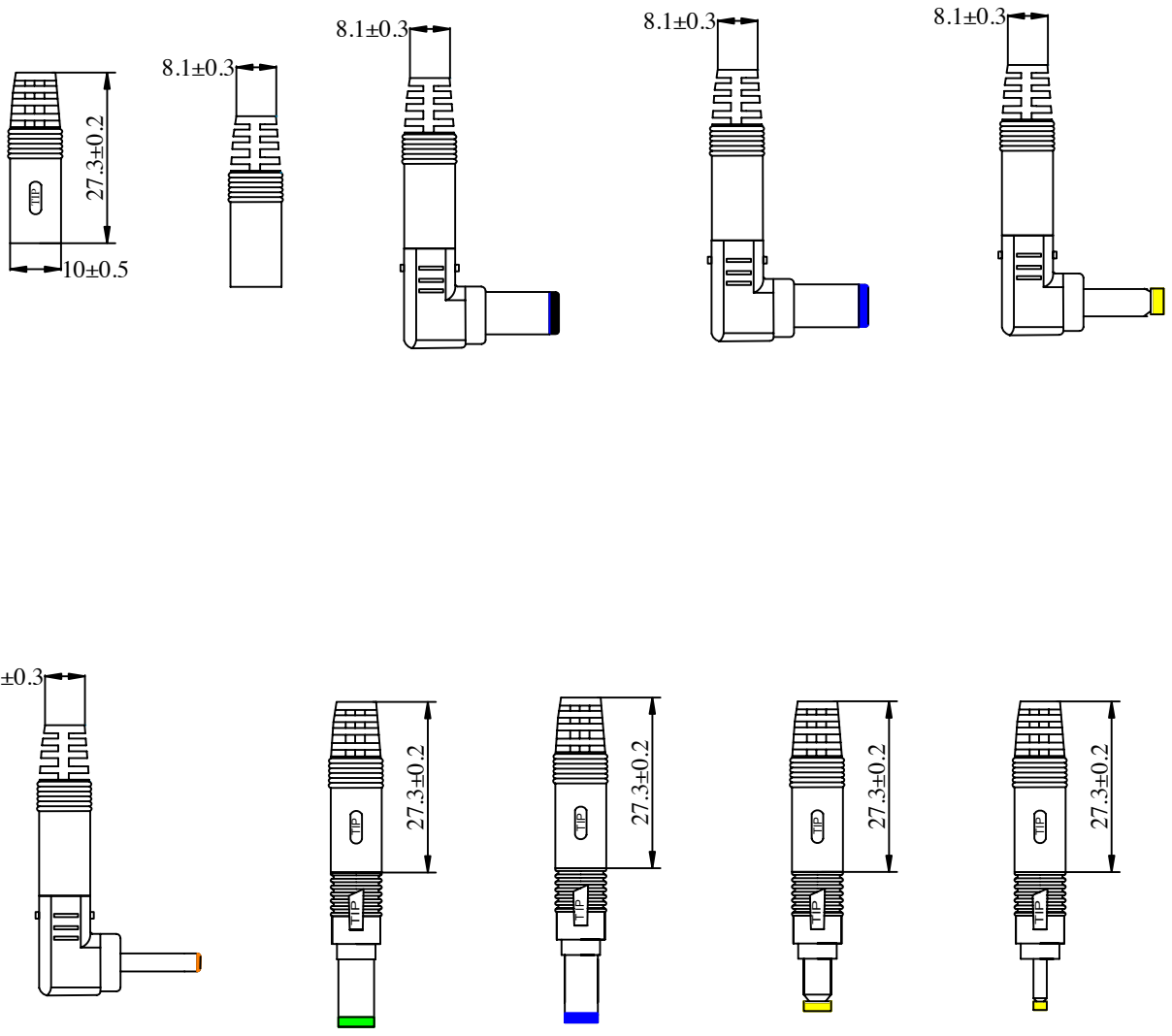
UNIT: mm



UNIT: mm



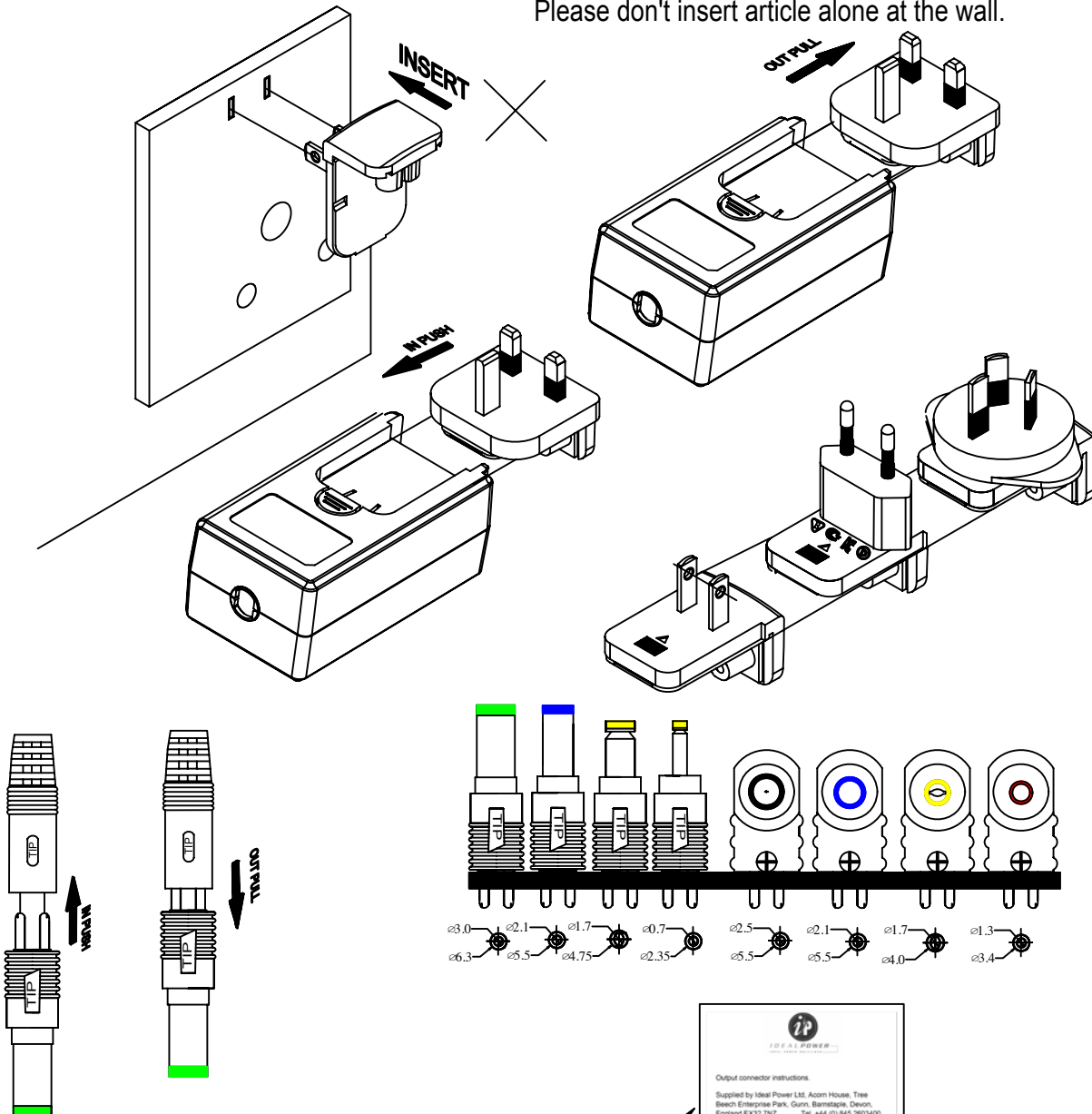
UNIT: mm




17. USE SPECIFICATION

WARNING!

Please don't insert article alone at the wall.



Instruction manual card



17. PACKING

17.1 Inner Box

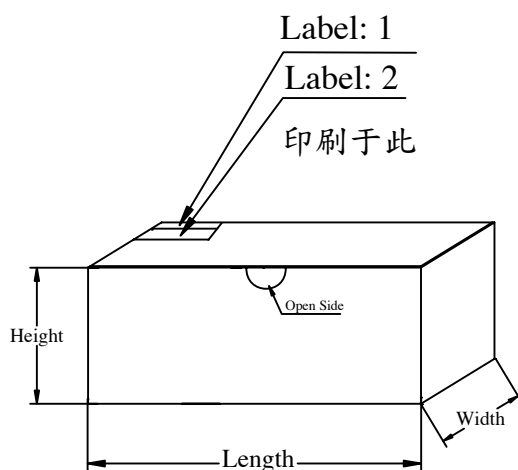
UNIT: mm

BOX (
 Normal BOX
 Corrugated BOX)

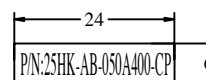
Length:145

Width:75

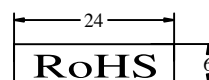
Height:65



Label: 1



Label: 2



Material:A卡400磅(0.53t)White

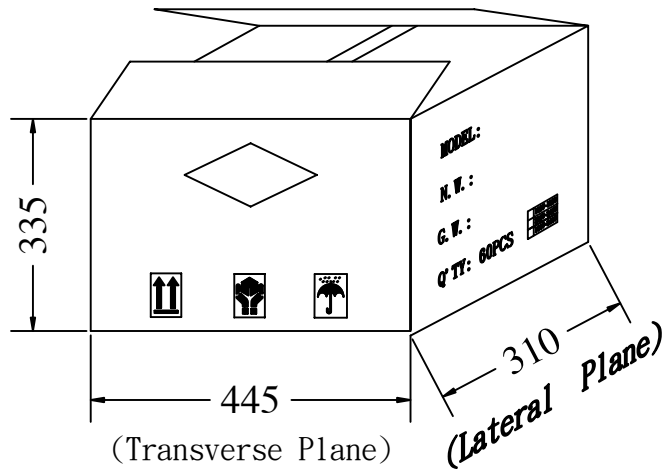
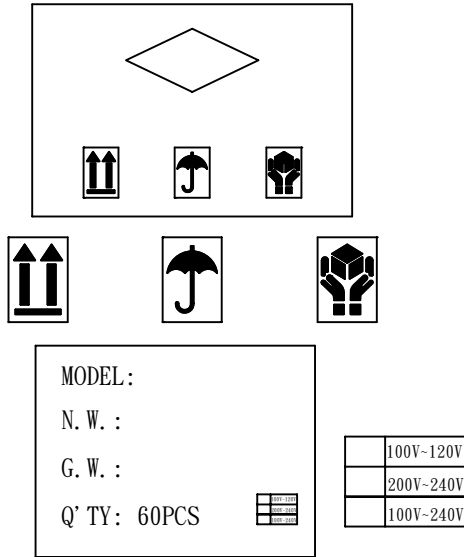
NOTICE:

Its probably different from the white box of the sample and the figure dimension.
The white box is used to pack during product.

17. PACKING

17.2 Carton

UNIT: mm



18. MARKING

200# CPC 合成紙+上光 NAME-PLATE:WHITE CHARACTERS BLACK BACKGROUND.

UNIT: mm

	M	M	Y	Y	C
month			year		
made in China					
by Hon-kwang					

