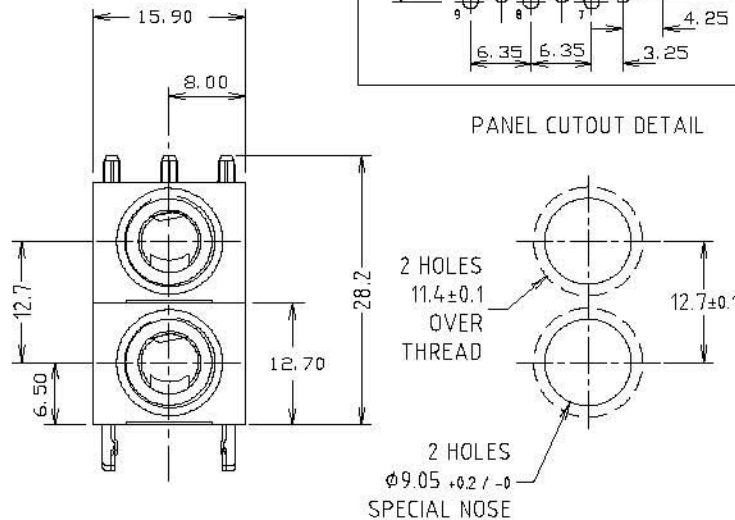
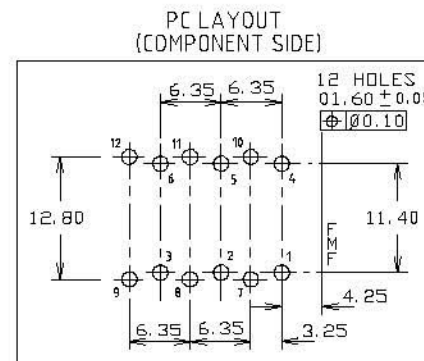
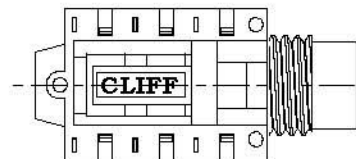
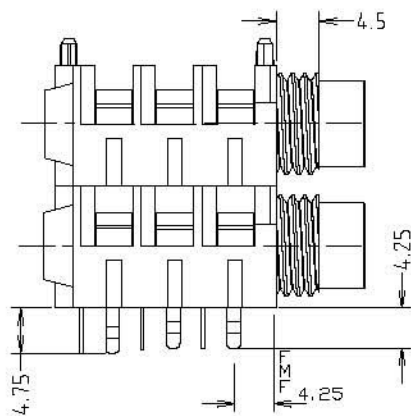
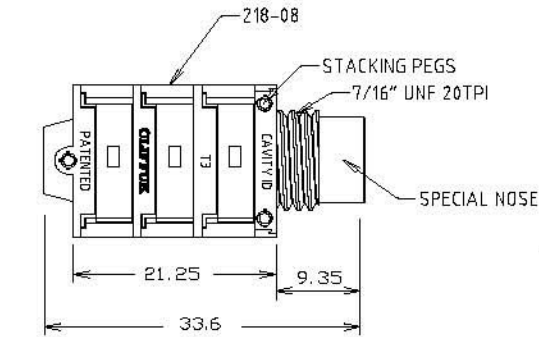


NEW TOOL 4

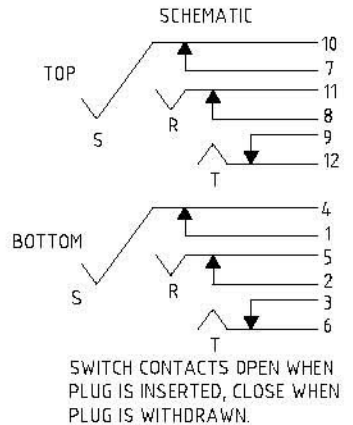
- 1) ADDITIONAL JACK PLUG SUPPORT
- 2) TYPE 2 CONTACTS
- 3) SPECIAL NOSE THREAD LENGTH 5.0mm
- 4) PATENT NUMBER WILL BE ON PACKAGING
- 5) CAVITY ID NEXT TO CLIFF LOGO.



NOTE:
 DUPLICATE TOOLING MAY BE USED FOR THIS JACK SOCKET.
 TOOL 3 AS SHOWN, T3 ID ON MOULDINGS
 TOOL 4 (NEW) - SEE IMAGES AND NOTES.
 NO NUTS OR WASHERS ARE SUPPLIED WITH THIS MODEL.

IMAGES ARE OF FCR1126L - SPACER IS NOT USED ON FCR1117.

REV.	REVISION	DATE
1	1st DRAWN	05/03/04
2	AMENDED	13/07/04
3	4th TOOL INFO ADD	21/02/13



RoHS
 COMPLIANT

TOLERANCE

- NO DEC. PLACE ± 1.00
- 1 DEC. PLACE ± 0.50
- 2 DEC. PLACE ± 0.10
- HOLE Ø ± 0.10
- ANGLES ± 1/2°
- UNLESS OTHERWISE STATED

DIMENSIONS IN MILLIMETERS UNLESS OTHERWISE STATED. WORK TO DIMENSIONS. REMOVE ALL BURRS. IF IN DOUBT ASK.

3rd ANGLE PROJECTION:

DO NOT SCALE

MATERIAL: **COMPOSITE**

TITLE: **JACK SOCKET S1C/S/BBBX2/SPN/NNW**

FINISH: **CLEAN**

DRAWN: C.A.M.J.

APPROVED: R.W.T.

DRWG. No. **FCR1117**

FORM: A4DRWGH